



SEPTEMBER 2015 — VOL. 10, No. 9

www.dental-tribune.com

SMALLEST DIMENSIONAL ATTACHMENT


The OT Equator system's reduced vertical profile is 2.1 mm, diameter is 4.4 mm, and it's compatible with all implant brands.

▶ page A2

**HISPANIC DENTAL ASSOCIATION AWARD**

Henry Schein Inc. honored for commitment to health care equity and increasing diversity in the dental profession.

▶ page A4

**IMPLANT TRIBUNE****MEET THE CHALLENGE**

American Association of Oral and Maxillofacial Surgeons to meet Sept. 28–Oct. 3 in Washington, D.C.

▶ page B1



ADA backs task force's proposals addressing national opioid crisis

27 medical organizations involved in AMA-led effort

Opioid abuse has reached crisis levels across the country, with 44 people dying each day from overdose of opioids and many more becoming addicted. Recognizing the urgency and serious impact of this issue on the health of hundreds of thousands of patients across the country, the American Medical Association (AMA) formed a Task Force to Reduce Opioid Abuse that recently announced the first of several national recommendations to address this growing epidemic.

"As health-care professionals, we're on the front lines of this issue and see how it causes devastating destruction for every life that it touches," said ADA President, Dr. Maxine Feinberg. "Together, we can harness the collective power of preventative education and intervention to help reverse this epidemic. The ADA stands firmly behind this task force."

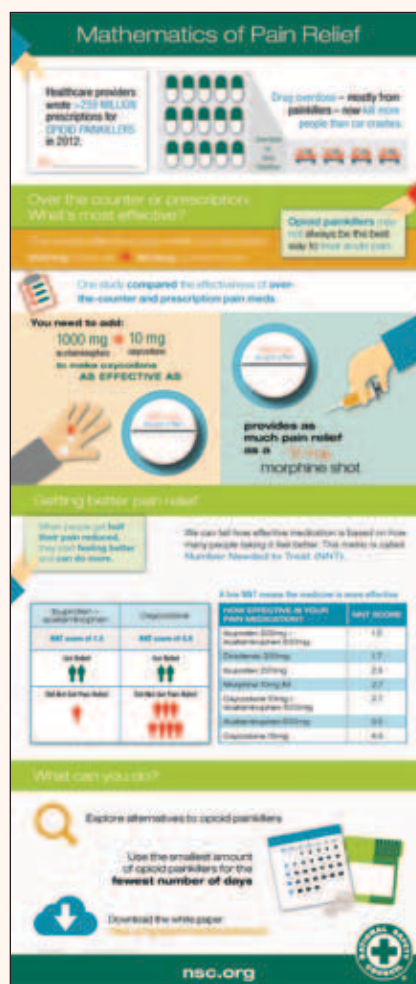
The AMA Task Force to Reduce Opioid Abuse comprises 27 physician organizations including the AMA, the American Osteopathic Association, 17 specialty and seven state medical societies as well as the American Dental Association — all committed to identifying the best practices to combat this public health crisis

and move swiftly to implement those practices across the country.

"We have joined together as part of this special task force because we collectively believe that it is our responsibility to work together to provide a clear road map that will help bring an end to this public health epidemic," said AMA Board Chair-Elect Patrice A. Harris, MD, MA. "We are committed to working long-term on a multi-pronged, comprehensive public health approach to end opioid abuse in America."

The new initiative will seek to significantly enhance doctors' education on safe, effective and evidence-based prescribing. This includes a new resource website that houses vital information on prescription drug monitoring programs (PDMPs) and their effectiveness for physician practices, as well as a robust national marketing, social-media and communications campaign to significantly raise awareness of the steps that prescribers can take to combat this epidemic and ensure they are aware of all options available to them for appropriate prescribing.

(Source: ADA)



The 'Number-Needed-to-Treat' formula is used to determine the most effective way to treat various types of acute pain, often without prescribing opioids. Infographic/ Provided by National Safety Council, www.nsc.org

INDUSTRY NEWS**A2–A4**

- Smallest dimensional attachment system designed to be compatible with all implants: Rhein'83 OT Equator has reduced vertical profile of 2.1 mm and diameter of 4.4 mm.

- Henry Schein Inc. receives Hispanic Dental Association corporate award: Honor recognizes commitment to health care equity and increasing diversity in the dental profession.

- DENTSPLY Pharmaceutical controls quality at every step — from collection of active molecules all the way through to when the packages arrive at your office.

IMPLANT TRIBUNE NEWS**B1–B2**

- American Association of Oral and Maxillofacial Surgeons to help 97th annual meeting attendees with 'Meeting the Challenge: Innovative Care of the Surgical Patient.'

- Academy of Osseointegration announces call for applications for 2016-2017 Osseointegration Foundation Research Grants.

- As part of the new AO webinar series, Dr. Jaime Lozada provides insight on how to avoid complications with guided surgery for implant placement.

AD

NO MORE SLUMPING OUT OF CLASS V'S!

conventional flow | GrandISO Heavy Flow

83% filled means up to 50% more fillers than weaker regular flowable composites. The new universal GrandISO Heavy Flow gives you the high wear resistance only achieved by modern universal composites.

Learn more and order your **FREE SAMPLE**

at www.vocoamerica.com

Call 1-888-658-2584

GrandISO Heavy Flow

The first flowable composite that is strong enough for occlusal surfaces of class I and II restorations.

VOCO THE DENTALISTS

PRST STD
US Postage Paid
Permit No. 1239
Bellmawr, N.J.


Dental Tribune America
116 West 23rd Street
Suite #500
New York, N.Y. 10011

Smallest dimensional attachment system is compatible with all implants

OT Equator vertical profile is 2.1 mm, diameter is 4.4 mm

Rhein'83, a global producer of precision attachments on removable prosthesis, describes its OT Equator as the smallest dimensional attachment system on the market. It has a reduced vertical profile of 2.1 mm and diameter of 4.4 mm (metal housing included). It is compatible with any implant brand.

Because of its shape, Equator provides superior stability when compared with traditional attachments, according to the company. It corrects divergence of up to 25



Because of its shape, Equator provides superior stability when compared with traditional attachments, according to Rhein'83. Photo/Provided by Rhein'83

degrees, the company reports. Functionality is guaranteed by coupling of attachment and cap.

Caps are available in four colors, based on levels of retention — from a minimum of 0.6 kg to a maximum of 2.7 kg.

Caps should always be used with metal housing.

To learn more about OT Equator, you

can contact the company by email at info@rhein83usa.it or by telephone at (877) 778-8383.

Additionally, you can visit the company online at www.rhein83usa.com to learn more about all of its products and services, including the OT Equator.

(Source: Rhein'83)

AD

Thin
is In

**Dentatus
ANEW®
Narrow
Diameter
Implants**

Dentatus ANEW implants provide gold-standard treatment options for many more patients. In areas of limited bone width, mesial-distal space or converging roots, Dentatus ANEW is often an ideal solution available in 1.8, 2.2 & 2.4mm diameters and three thread lengths. With a tapered apical end, Dentatus ANEW implants can be placed in interdental spaces as narrow as 3.5mm without the need for bone augmentation or orthodontic interventions.

Dentatus ANEW is the only narrow-body implant with a screw-retained prosthetic system and with over 10 years of clinical research to support safe and reliable long-term use.

(800) 323-3136
dentatususa.com

See us
at AAOMS
Booth #1364

DENTAL TRIBUNE

The World's Dental Newspaper - US Edition

PUBLISHER & CHAIRMAN

Torsten Oemus t.oemus@dental-tribune.com

PRESIDENT & CHIEF EXECUTIVE OFFICER

Eric Seid e.seid@dental-tribune.com

GROUP EDITOR

Kristine Colker k.colker@dental-tribune.com

EDITOR IN CHIEF DENTAL TRIBUNE

Dr. David L. Hoexter feedback@dental-tribune.com

MANAGING EDITOR U.S. AND CANADA EDITIONS

Robert Selleck r.selleck@dental-tribune.com

MANAGING EDITOR

Fred Michmershuizen
fmichmershuizen@dental-tribune.com

MANAGING EDITOR

Sierra Rendon s.rendon@dental-tribune.com

PRODUCT/ACCOUNT MANAGER

Humberto Estrada h.estrada@dental-tribune.com

PRODUCT/ACCOUNT MANAGER

Will Kenyon w.kenyon@dental-tribune.com

PRODUCT/ACCOUNT MANAGER

Maria Kaiser m.kaiser@dental-tribune.com

BUSINESS DEVELOPMENT MANAGER

Travis Gittens t.gittens@dental-tribune.com

EDUCATION DIRECTOR

Christiane Ferret c.ferret@dtstudyclub.com

ACCOUNTING COORDINATOR

Nirmala Singh n.singh@dental-tribune.com

Tribune America LLC

116 West 23rd St., Ste. #500
New York, N.Y. 10011
(212) 244-7181

Published by Tribune America

© 2015 Tribune America, LLC
All rights reserved.

Dental Tribune strives to maintain the utmost accuracy in its news and clinical reports. If you find a factual error or content that requires clarification, please contact Managing Editor Robert Selleck at r.selleck@dental-tribune.com. Dental Tribune cannot assume responsibility for the validity of product claims or for typographical errors. The publisher also does not assume responsibility for product names or statements made by advertisers. Opinions expressed by authors are their own and may not reflect those of Tribune America.

EDITORIAL BOARD

Dr. Joel Berg
Dr. L. Stephen Buchanan
Dr. Arnaldo Castellucci
Dr. Gorden Christensen
Dr. Rella Christensen
Dr. William Dickerson
Hugh Doherty
Dr. James Doundoulakis
Dr. David Garber
Dr. Fay Goldstep
Dr. Howard Glazer
Dr. Harold Heymann
Dr. Karl Leinfelder
Dr. Roger Levin
Dr. Carl E. Misch
Dr. Dan Nathanson
Dr. Chester Redhead
Dr. Irwin Smigel
Dr. Jon Suzuki
Dr. Dennis Tartakow
Dr. Dan Ward

Tell us what you think!

Do you have general comments or criticism you would like to share? Is there a particular topic you would like to see articles about in Dental Tribune? Let us know by sending an email to feedback@dental-tribune.com. We look forward to hearing from you!

If you would like to make any change to your subscription (name, address or to opt out) please send us an email at c.maragh@dental-tribune.com and be sure to include which publication you are referring to. Also, please note that subscription changes can take up to six weeks to process.

“My personal journey at LVI taught me the most cutting edge techniques in dentistry. It taught me how important it is to work on my business and most of all to **love what I do** and provide my patients with life changing dentistry.”

Dr. Conchi M. Sanchez-Garcia, Miami, FL



**LOVE WHAT YOU DO.
DO WHAT YOU LOVE.
LVI CAN SHOW YOU HOW.**

888.584.3237 | LVI Global.com | conciierge@lviglobal.com



Changing Dentistry. Changing Lives.

Henry Schein Inc. receives Hispanic Dental Association corporate award

Henry Schein Inc. was recently honored with the "Corporate Award" presented by the Hispanic Dental Association. The HDA is a national, nonprofit organization comprising oral health professionals and students dedicated to promoting and improving the oral health of the Hispanic community and providing advocacy for Hispanic oral health professionals across the United States.


Stanley M. Bergman, chairman of the board and chief executive officer of Henry Schein, accepted the award at the association's 25th annual conference held Aug. 14-16 in San Antonio, Texas.

The company was recognized for its decades of support of numerous initiatives to increase diversity and cultural competency in the oral health professions for the U.S. and global Hispanic communities, as well as for its commitment to promote access to care and health care equity worldwide.

"It is an honor to accept this prestigious recognition by the HDA, an organization whose remarkable quarter century of success in advancing oral health here in the United States and globally has been an inspiration," Bergman said. "Henry Schein shares the HDA's strong commitment to

promote greater awareness of oral health issues facing the Hispanic population, to advocate for greater Hispanic representation in the oral health professions, and to support the continuing education of Hispanic dental professionals. The HDA has been at the vanguard of eliminating oral health disparities in the Hispanic community, and Henry Schein is proud to have been its partner for the past 25 years, most recently through our support of the HDA leadership program for the New York City Tri-State area."

(Source: Henry Schein Inc.)



Henry Schein Chairman and CEO Stanley M. Bergman accepts the 'Corporate Award' at the HDA's 25th annual conference.

Photo/Provided by Henry Schein Inc.

DENTSPLY Pharmaceutical controls quality at every step



Photo/Provided by DENTSPLY International

By DENTSPLY Pharmaceutical Staff

For more than 100 years DENTSPLY International has been supporting dentists worldwide in their profession.

The company's trusted and comprehensive range of anesthetics enables dentists and hygienists to start every procedure right. DENTSPLY Pharmaceutical ensures quality at each step of the product's journey — from collection of active molecules all the way through to when the packages

arrive at your office.

Each cartridge is twice sterilized with a sterilizing filter followed by an autoclave method. Cartridges are then visually inspected with an electronic laser for defects and impurities, including but not limited to: cracks, foreign particles, color and density. Each cartridge is mylar-pack labeled to restrain the individual pieces in case of a break — thus avoiding any injuries. Each set of 10 cartridges is then blister packed to avoid breakage. Finally, each cartridge is color-coded as per industry standard ADA system.

AD

MIXPAC™ – The Original Unique like Switzerland











Sulzer Mixpac Ltd
mixpac@sulzer.com
www.sulzer.com



The Original – Made in Switzerland
Safety and efficiency is critical for dental professionals. Look for the original MIXPAC mixing tips trademark colors developed and produced in Switzerland. Only MIXPAC mixers will guarantee successful and safe applications.

Glowing Results



Articaident[®] DENTAL (articaine HCl and epinephrine) Injection



For more information, call **1.800.989.8826**
or visit www.dentsply.com.

DENTSPLY
PHARMACEUTICAL

Your trusted partner in dental anesthetics

© 2015 DENTSPLY International

Articaident is a registered trademark of DENTSPLY International and/or its subsidiaries.

ART01-0115-1.0Rev.00

NEW!
SEE IT IN BOOTH #520!
Bring this ad for a free mask sample.

Silhouette™

LOW PROFILE NASAL MASK

Change your view of nitrous oxide.



SILHOUETTE from Porter is a revolutionary new low profile, disposable nasal mask and breathing circuit.

SILHOUETTE's unique design eliminates the hassles of using nitrous oxide and offers many advantages including:

- Unobstructed access to the oral cavity
- A predictable nitrous experience
- Enhanced scavenging efficiency reduces N₂O exposure
- Disposable mask and circuit for improved infection control
- Built in capnography luer lock connection!

Visit us in D.C. for SILHOUETTE demonstrations and free mask samples! Meet SILHOUETTE inventor, Oral Surgeon Dr. Robert Guyette DMD, MD.

**American Association Of Oral And Maxillofacial Surgeons
Oct. 1-3, 2015 / Booth #520 / Washington, D.C.**



The Silhouette mask is available in 4 sizes: Peds, Adult Small, Medium and Large resulting in a perfect fit for all of your patients.



SILHOUETTE Single Patient Use Nasal Mask and Breathing Circuit

PORTER

The Trusted Name In Nitrous

Ph: 215-723-4000 / www.porterinstrument.com/silhouette

Parker | Porter

Visit our website for information on how to order, videos, photos and FAQs.

Silhouette is patent pending.

IMPLANT TRIBUNE

— The World's Dental Implant Newspaper • U.S. Edition —

SEPTEMBER 2015 — VOL. 10, No. 9

www.dental-tribune.com

Annual session aims to help in attendees 'Meeting the Challenge'

By Sierra Rendon, Managing Editor

The American Association of Oral and Maxillofacial Surgeons 97th Annual Meeting will take place Sept. 28-Oct. 3 in the nation's capital.

The Washington, D.C., event has the theme of "Meeting the Challenge: Innovative Care of the Surgical Patient," and event organizers say after attending, participants should be able to discuss and apply innovative care of the surgical patient based on evidence-based medicine; provide open communications with the surgical team to improve care within OMS guidelines; and identify and address challenges of the surgical patient.

General meeting registration grants admission to three full-day clinical module programs; symposia; the Keynote Lecture; oral abstract and poster sessions; open forums; CIG programs; and the exhibit hall.

Speakers at this year's annual meeting include Drs. Andrew R. Salama, Daniel Oreadi, Jack A. Buhrow, Michael J. Guntson, Louis G. Mercuri, Craig M. Misch, Stuart E. Lieblich, Michael A. Pikos, Peter K. Moy, Derek M. Steinbacher and many more.



The AAOMS 97th Annual Meeting will take place Sept. 28–Oct. 3 at the Walter E. Washington Convention Center in Washington, D.C.

Photo/www.freeimages.com

Clinical modules

Three full-day clinical module programs will focus on a different topic each day. The "Dental Implant" module will take place on Thursday, Oct. 1, the "Dentoalveolar" module on Friday, Oct. 2, and the "Anesthesia" module on Saturday, Oct. 3. Each of these module programs will begin with a large audience plenary session, followed by a number of smaller break-

out sessions as the morning progresses. After lunch, the "Dental Implant" and "Dentoalveolar" sessions will include oral abstracts and "How I Do It" clinical presentations. The "Anesthesia" afternoon session will include a review of OMSNIC closed case files. Tickets are not required for these three clinical module programs. Space will be available on a first-come, first-served basis. Please indicate your

intention to attend on your meeting registration form.

Clinical courses

Each clinical course has been designated as one of the following course types: case study, innovative techniques, point/counterpoint, refresher course or

► See AAOMS, page B2

AO announces call for applications for 2016-2017 Osseointegration Foundation Research Grants

By AO Staff

Dental professionals pursuing groundbreaking dental implant research may be eligible for as much as \$30,000 in research grants. The Academy of Osseointegration (AO) announced it is currently accepting applications for the 2016-2017 Osseointegration Foundation Research Grants.

Applications that address areas of research to enhance the public acceptance of implants are encouraged. The submission deadline is Nov. 30 and applications can be downloaded at the AO website: www.osseo.org.

"These grants are a tangible way to support researchers who share the academy's commitment to being on the leading edge of evidence-based dentistry,"

said Osseointegration Foundation President Mollie Winston, DDS.

First-place grants of up to \$30,000 each will be awarded to research teams in the categories of Basic Science, which is research to advance implant knowledge that does not include human subjects, and Applied Science, which is research to advance clinical implant dentistry that does include human subject(s). Additional awards of up to \$15,000 each will be given to the second-place recipients in the same categories.

To qualify, research grant proposals must be submitted by an AO member, faculty member or student who conducts research in any academic dental institution; at least one person on the research team must be an AO member. First place grant recipients are required to present their results at the 2017 AO Annual Meeting, as well as to submit a research manu-

script to The International Journal of Oral and Maxillofacial Implants no later than December 31, 2017.

2015-2016 award recipients

The 2015-2016 AO/Osseointegration Foundation research grant recipients are listed below. First place recipients will present their findings at AO's 31st Annual Meeting to be held Feb. 17-20 in San Diego.

Basic Science

• *First Place, \$30,000*: "MicroRNA Expression and Their Role During Osteoblast Differentiation on Nanoscale Titanium Surfaces," by Gustavo Mendonca, DDS, MS, PhD, University of Michigan

• *Second Place, \$15,000*: "Mimic the Natural Bone Regeneration by Using Three-dimensional Co-culture of Adipose-Derived Macro Spheroids with Monocytes" by Hidemi Nakata, DDS, PhD, To-

kyo Medical And Dental University

Applied Science

• *First Place, \$30,000*: "Adhesion, Proliferation and Osteogenic Differentiation Potential of Gingival Mesenchymal Stem Cells Over Failed Implants" by Julio Carrion, DMD, PhD, Stony Brook University

• *Second Place, \$15,000*: "3D Printing Cell-Sheet Technology: Development of Patient-Specific In Vitro Assessment Tools for Evaluation of Implant Surface" by Hyumin Choi, BDS, Yonsei University

About the Osseointegration Foundation

The Osseointegration Foundation is the philanthropic arm of the AO and is chartered to develop and provide financial support for the art and science of osseointegration. Grants are awarded annually for research as well as patient treatment.

#AskAO: How do I improve guided surgery outcomes?

Recent AO webinar offers Dr. Jaime Lozada's down-to-earth tools to minimize complications

By AO Staff

Guided surgery for implant placement provides great benefits for clinicians but can also create complications. Because of this dichotomy, some dentists shy away from its use. As part of the new webinar series for the Academy of Osseointegration (AO), Dr. Jaime Lozada presented the advantages and disadvantages of guided surgery. He also shared how to minimize some of the common complications associated it.

The webinar was titled "Guided Surgery: Heaven or Hell?" but Lozada explained that it's actually neither of those.

"It truly is a down-to-earth tool that we use in implant dentistry," he said, emphasizing that guides do not replace insufficient level of training. "We need to use adequate clinical judgment and be well trained with our surgical and prosthodontics skills to execute some of these procedures."

The AO chose Lozada to present on the topic as he is instrumental in the training of residents and fellows in the latest techniques of oral implant surgery and prosthodontics. He is a professor at Loma Linda School of Dentistry, as well as the director of graduate programs, restorative dentistry and oral implant dentistry there.

Guided surgery has a 16-year history, which yielded significant literature in the process. Lozada presented the consensus on the advantages and disadvantages of the treatment procedure, including:

Advantages of guided surgery (Heaven):

- Reduction of surgical errors
- Accurate implant placement
- Less invasive and less pain for patients
- Improved treatment time efficiency
- Simplified prosthodontics rehabilitation

Disadvantages of guided surgery (Hell):

- Increased treatment time preparation
- Increased surgical errors



Dr. Jaime Lozada, whose webinar, 'Guided Surgery: Heaven or Hell?', offers a consensus on the advantages and disadvantages of the treatment procedure.

- Some inaccuracies during implant placement
- Increased cost
- Not easier than conventional implant placement

Lozada also discussed the conclusions of a systematic review of the literature on guided surgery. The conclusions revealed there is no difference to implant survival rate between conventional and guided implant treatments. The systematic review also showed guided surgery cannot be considered easier than conventional surgery and there were some common complications.

"If we are able to deliver a very strong provisional rate, now we are going to minimize the very high complication rate that has been described in the literature," he said.

Lozada recommended the following considerations to minimize the disadvantages or the "Hell" side of guided surgery.

- Consider minor soft tissues reflection to minimize the damage and improve the bone support around the dental implant
- Correct within the guide as needed if you feel the implant isn't going in the right position (most of the newer guides allow for this type of correction)
- Use preprocessed acrylic monoblock for digital dentures to minimize the com-

plications

- Avoid definitive restorations at placement
- Ensure the provisional restorations provide soft-tissue support

Lozada emphasized that the treatment has merit and in the right hands it can be a great solution for today's clinicians placing implants for their patients.

Members of the AO can download the webinar for free. Simply use your member login to the AO website and select the webinar to download to your device. Non-members may access it for a \$50 fee. AO is an ADA CERP Recognized Provider and designates the completion of this webinar activity for one-hour continuing education credit.

About the Academy of Osseointegration

With 6,000 members in 70 countries around the world, the AO is recognized as the premier international association for professionals interested in implant dentistry. AO serves as a nexus where specialists and generalists can come together to evaluate emerging research, technology, and techniques; share best information; and coordinate optimal patient care using timely, evidence-based science and methods.

IMPLANT TRIBUNE

PUBLISHER & CHAIRMAN

Torsten Oemus t.oemus@dental-tribune.com

PRESIDENT/CHIEF EXECUTIVE OFFICER

Eric Seid e.seid@dental-tribune.com

GROUP EDITOR

Kristine Colker k.colker@dental-tribune.com

MANAGING EDITOR IMPLANT TRIBUNE

Sierra Rendon s.rendon@dental-tribune.com

MANAGING EDITOR

Fred Michmershuizen
fmichmershuizen@dental-tribune.com

MANAGING EDITOR

Robert Selleck, r.selleck@dental-tribune.com

PRODUCT/ACCOUNT MANAGER

Humberto Estrada
h.estrada@dental-tribune.com

PRODUCT/ACCOUNT MANAGER

Will Kenyon
w.kenyon@dental-tribune.com

PRODUCT/ACCOUNT MANAGER

Maria Kaiser
m.kaiser@dental-tribune.com

BUSINESS DEVELOPMENT MANAGER

Travis Gittens
t.gittens@dental-tribune.com

EDUCATION DIRECTOR

Christiane Ferret c.ferret@dtstudyclub.com

Tribune America, LLC

116 West 23rd Street, Suite 500
New York, NY 10011
Phone (212) 244-7181
Fax (212) 244-7185

Published by Tribune America

© 2015 Tribune America, LLC
All rights reserved.

Tribune America strives to maintain the utmost accuracy in its news and clinical reports. If you find a factual error or content that requires clarification, please contact Managing Editor Sierra Rendon at s.rendon@dental-tribune.com.

Tribune America cannot assume responsibility for the validity of product claims or for typographical errors. The publisher also does not assume responsibility for product names or statements made by advertisers. Opinions expressed by authors are their own and may not reflect those of Tribune America.

EDITORIAL BOARD

Dr. Pankaj Singh
Dr. Bernard Touati
Dr. Jack T. Krauser
Dr. Andre Saadoun
Dr. Gary Henkel
Dr. Doug Deporter
Dr. Michael Norton
Dr. Ken Serota
Dr. Axel Zoellner
Dr. Glen Liddelow
Dr. Marius Steigmann

Corrections

Implant Tribune strives to maintain the utmost accuracy in its news and clinical reports. If you find a factual error or content that requires clarification, please report the details to Managing Editor Sierra Rendon at s.rendon@dental-tribune.com.

Tell us what you think!

Do you have general comments or critique you would like to share? Is there a particular topic you would like to see featured in Implant Tribune? Let us know by e-mailing feedback@dental-tribune.com. We look forward to hearing from you! If you would like to make any change to your subscription (name, address or to opt out), please send an e-mail to c.maragh@dental-tribune.com and be sure to include which publication you are referring to. Also, please note that subscription changes can take up to six weeks to process.

← AAOMS, Page B1

hands-on. Tickets are required for these clinical courses. Attendance for clinical courses is limited and is determined on a first-registered, first-served basis, with AAOMS fellows/members given first priority. When registering for these courses, select your choice in order of preference as indicated on the registration form.

Scientific poster sessions

Posters will be available online and on-site during the meeting. Poster topics include anesthesia, infection, dental implants, nerve repair, OSA, orthognathic surgery, pathology, TMJ, trauma, dentoalveolar, cleft and craniofacial surgery, cosmetic maxillofacial surgery and medicine. Continuing education credit is not offered for these sessions. Tickets are not required for the poster sessions.

Oral abstract sessions

Oral abstract sessions will be presented on Friday, Oct. 2. Each session will begin with a relevant presentation by an expert in the field, followed by oral abstract presentations. Tickets are not required for the oral abstract sessions.

For more information about the AAOMS annual meeting or to register and obtain hotel and travel information, visit www.aaoms.org.



Follow nature's contour

OsseoSpeed™ Profile EV —A unique implant specifically designed for sloped ridges

OsseoSpeed Profile EV is specially designed for efficient use of existing bone in sloped ridge situations.

- Provides 360 degrees of bone preservation maintaining soft tissue esthetics
- Can help to reduce the need for bone augmentation
- Components designed to allow for accurate identification of the implant position throughout the treatment process

OsseoSpeed Profile EV is an integral part of the new ASTRA TECH Implant System™ EV and is supported by the unique ASTRA TECH Implant System BioManagement Complex.

For more information visit
www.jointheev.com



STEPPS™



SIMPLANT™



SYMBIOS™



ANKYLOS™



ATLANTIS™

**ASTRA TECH
IMPLANT SYSTEM**

XIVE