

DENTAL TRIBUNE

The World's Dental Newspaper · U.S. Edition

FEBRUARY 2010

www.dental-tribune.com

VOL. 5, No. 3

 Planning a practice transition? Practice ownership is the major focus for most dentists. ▶ page 8	 Thinking outside the box Dental makeovers without resorting to extensive surgical solutions. ▶ page 10	 We braved chilly Boston ... So you didn't have to! Read all about the Yankee Dental Congress. ▶ page 14
---	--	--

FDI, FOLA and DTI launch campaign for Haitian dentists

By Javier M. de Pison, Editor in Chief
Dental Tribune Latin America

The president of the Haitian Dental Association, Dr. Samuel Prophet, told Dental Tribune Latin America that he and several colleagues he was able to contact in Port-au-Prince were fine after the devastating earthquake in his country. "So far, we only have reports of two missing dentists," Prophet wrote in an e-mail.

The recent earthquake not only devastated Haiti's meager health resources, but also most dental

practices. In a country where there were only 500 dentists for nine million people before Jan. 12, 2010, the extent of the devastation has affected regular people and dental professionals alike.

The president of the Latin American Dental Federation (FOLA), Dr. Adolfo Rodríguez, launched a campaign immediately after the quake to help both the general population and dental professionals in Haiti.

Rodríguez, who is also the president of the Dominican Dental Asso-

→ [DT](#) page 2



FOLA president Adolfo Rodríguez, center, asks for help for Haiti at a meeting in Panama. Rodríguez is flanked by the president, right, and vice president of the Panama Dental Association.

Diagnose this: oral pathology

If this patient presented in your office, what diagnosis would you make? Test your skills, and expand your overall knowledge via our new oral pathology section written by experts in the field.



→ See page 5 for the test

→ See page 6 for the answer (no skipping to this page first!)

Signs point to uptick for dental products industry

By Fred Michmershuizen, Online Editor

After one of the worst slumps in decades, the American economy has been showing signs of improvement in recent weeks — and several factors show better days may be ahead for the dental products industry as well.

The gross domestic product,

which is considered the broadest measure of economic activity, expanded at an annual rate of 5.7 percent in the fourth quarter of 2009, its biggest jump in more than six years.

The growth followed a 2.2 percent increase the previous quarter.

→ [DT](#) page 3

AD



Is this the first 8th Generation bond?

Futurabond DC
Dual-Cured

More info and **FREE SAMPLE** at
www.vocoamerica.com

Futurabond DC – one for all applications

VOCO
THE DENTALISTS

Call toll-free 1-888-658-2584

- It is dual-cured and works with all light-, self- or dual-cured resins
- It works in a self-cured mode without any light – great for endo
- It takes only 35 sec. from start to finish
- and it has everything you expect from a great self-etch bond
- Virtually no sensitivity
- Over 30 MPa bond strength to dentin and enamel

PRSRST STD
U.S. Postage
PAID
Permit # 506
Mechanicsburg, PA

Dental Tribune America
213 West 35th Street
Suite #801
New York, NY 10001

← DT page 1

ciation (AOP), is asking companies and dental professionals to donate dental instruments, materials and equipment. He is organizing the campaign for Haiti with the help of FDI World Dental Federation and Dental Tribune International.

In addition, Rodríguez is putting together teams of dental volunteers to travel to Haiti once the major health and humanitarian crises are under control, or at least manageable, to attend to the dental needs of the population.

The hub for this effort would be the headquarters of AOP in Santo Domingo.

"We also need to show our support for our colleagues in Haiti, most of whom have lost everything," Rodríguez said. "We need to get them back on their feet by helping them to rebuild their practices."

Lost practices

Prophet said in his e-mail that "many of our colleagues have lost their practices and we were thinking about how to help them. It's very good news to know that FOLA, FDI and Dental Tribune are trying to help Haitian dentists."

If dentists know "that help is on the way, they can have hope." Den-

tal Tribune will publicize this campaign for Haiti in its worldwide print and online editions.

At a meeting in Panama, Rodríguez received the support of the presidents of Central American dental associations, and made an emotional appeal to dental manufacturers to donate much needed supplies.

He said Colgate has already agreed to donate brushes and toothpaste, and that he meet with KaVo in Brazil at the San Paulo International Dental Meeting meeting to ask for donations of new and used dental units.

Rodríguez added that it was moving to witness dental professionals from countries with little resources such as Honduras, Nicaragua and El Salvador say that they will collect funds from their members, second-hand equipment and dental supplies to help their Haitian colleagues.

Some prominent Latin American dental professionals from Brazil, Uruguay and Costa Rica, among others, have already expressed their interest in participating in dental teams to help the most urgent needs of the Haitian population.

Conditions on the ground seem to indicate that these teams would operate in mobile units at the Dominican-Haiti border, once the most pressing health emergencies

and needs are somewhat under control.

The reason for this is that most of Port-au-Prince is in ruins, and the Dominican government has moved the majority of its mobile health resources to the border in an effort to treat Haitians, and avoid a migratory exodus.

Rodríguez said that this tragedy "is also an opportunity to build a public health service that includes dental care. We have asked the Pan American Health Organization, FDI, all Latin American dental associations, companies and other institutions for help in putting together teams of dental professionals to travel to Haiti and start working there, and leave in place basic dental treatment centers."

Rodríguez added that this would be a long-term program that includes rebuilding the dental school at the university as well as private practices. It will also take some time to start, and he said that the priorities would be treating children and pregnant women.

Rodríguez also said he has asked for funding from the government of the Dominican Republic.

Companies and dentists interested in helping Haiti should contact Rodríguez at arn@codetel.net.do or by phone at (809) 519-0789. **DT**

Added raisins to cereal doesn't increase acidity of dental plaque

Elevated dental plaque acid is a risk factor that contributes to cavities in children.

However, eating bran flakes with raisins containing no added sugar does not promote more acid in dental plaque than bran flakes alone, according to new research at the University of Illinois at Chicago College of Dentistry.

Some dentists believe sweet, sticky foods such as raisins cause cavities because they are difficult to clear off the tooth surfaces, said Dr. Christine Wu, professor and director of Cariology Research at the University of Illinois at Chicago College of Dentistry and lead investigator of the study.

Nevertheless, studies have shown that raisins are rapidly cleared from the surface of the teeth just like apples, bananas and chocolate, she said.

In the study, published in the journal *Pediatric Dentistry*, children ages 7 to 11 compared four food groups — raisins, bran flakes, commercially marketed raisin bran cereal and a mix of bran flakes with raisins lacking any added sugar.

Sucrose, or table sugar, and sorbitol, a sugar substitute often used in diet foods, were also tested as controls.

Children chewed and swallowed the test foods within two minutes. The acid produced by the plaque bacteria on the surface of their teeth was measured at intervals.

All test foods except the sorbitol solution promoted acid production in dental plaque over 30 minutes, with the largest production between 10 to 15 minutes.

Wu said there is a well-documented danger zone of dental

plaque acidity that puts a tooth's enamel at risk for mineral loss that may lead to cavities.

Dr. Achint Utreja, a research scientist and dentist formerly on Wu's team, said plaque acidity did not reach that point after children consumed 10 grams of raisins.

Adding unsweetened raisins to bran flakes did not increase plaque acid compared to bran flakes alone.

However, eating commercially marketed raisin bran led to significantly more acid in the plaque, he said, reaching into what Wu identified as the danger zone.

Plaque bacteria on tooth surfaces can ferment various sugars such as glucose, fructose or sucrose and produce acids that may promote decay.

Sucrose is also used by bacteria to produce sticky sugar polymers that help the bacteria remain on tooth surfaces, Wu said. Raisins themselves do not contain sucrose.

In a previous study at UIC, researchers identified several natural compounds from raisins that can inhibit the growth of some oral bacteria linked to cavities or gum disease.

The study was funded by the California Raisin Marketing Board and the UIC College of Dentistry. **DT**

(Source: UIC College of Dentistry)

DENTAL TRIBUNE

The World's Dental Newspaper • US Edition

Publisher & Chairman

Torsten Oemus
t.oemus@dental-tribune.com

Vice President Global Sales

Peter Witteczek
p.witteczek@dental-tribune.com

Chief Operating Officer

Eric Seid
e.seid@dental-tribune.com

Group Editor & Designer

Robin Goodman
r.goodman@dental-tribune.com

Editor in Chief Dental Tribune

Dr. David L. Hoexter
d.hoexter@dental-tribune.com

Managing Editor/Designer

Implant Tribune & Endo Tribune
Sierra Rendon
s.rendon@dental-tribune.com

Managing Editor/Designer

Ortho Tribune & Show Dailies
Kristine Colker
k.colker@dental-tribune.com

Online Editor

Fred Michmershuizen
f.michmershuizen@dental-tribune.com

Product & Account Manager

Mark Eisen
m.eisen@dental-tribune.com

Marketing Manager

Anna Wlodarczyk
a.wlodarczyk@dental-tribune.com

Sales & Marketing Assistant

Lorrie Young
l.young@dental-tribune.com

C.E. Manager

Julia E. Wehkamp
j.wehkamp@dental-tribune.com

Dental Tribune America, LLC
215 West 35th Street, Suite 801
New York, NY 10001
Tel.: (212) 244-7181
Fax: (212) 244-7185

Published by Dental Tribune America
© 2010 Dental Tribune America, LLC
All rights reserved.

Dental Tribune strives to maintain the utmost accuracy in its news and clinical reports. If you find a factual error or content that requires clarification, please contact Group Editor Robin Goodman at r.goodman@dental-tribune.com.

Dental Tribune cannot assume responsibility for the validity of product claims or for typographical errors. The publisher also does not assume responsibility for product names or statements made by advertisers. Opinions expressed by authors are their own and may not reflect those of Dental Tribune America.

Editorial Board

Dr. Joel Berg
Dr. L. Stephen Buchanan
Dr. Arnaldo Castellucci
Dr. Gordon Christensen
Dr. Rella Christensen
Dr. William Dickerson
Hugh Doherty
Dr. James Doundoulakis
Dr. David Garber
Dr. Fay Goldstep
Dr. Howard Glazer
Dr. Harold Heymann
Dr. Karl Leinfelder
Dr. Roger Levin
Dr. Carl E. Misch
Dr. Dan Nathanson
Dr. Chester Redhead
Dr. Irwin Smigel
Dr. Jon Suzuki
Dr. Dennis Tartakow
Dr. Dan Ward

Tell us what you think!

Do you have general comments or criticism you would like to share? Is there a particular topic you would like to see more articles about? Let us know by e-mailing us at feedback@dental-tribune.com. If you would like to make any change to your subscription (name, address or to opt out) please send us an e-mail at database@dental-tribune.com and be sure to include which publication you are referring to. Also, please note that subscription changes can take up to 6 weeks to process.

Medical-dental health links continue to build

By Fred Michmershuizen, Online Editor

New evidence shows improvements in oral health can have a positive impact on reducing atherosclerosis, or plaque, in arteries.

The science behind why a diseased mouth puts one at a higher risk for numerous systemic disease, such as heart attack, stroke, Alzheimer's disease and some forms of cancer, continues to build.

As more dentists and physicians become aware of how this affects their patient's general health and medical condition, the public's expectations of the role their dentist plays in health will likely shift.

"Almost a hundred years ago there were a few dentists and physicians who were very forward thinking who postulated that dental disease could actually impact general health," said Dr. James McNally, CEO of Big Case Marketing, a marketing and case acceptance consulting firm for dentists with advanced clinical training.

"Unfortunately, at that time, quackery in medicine and dentistry was being fought, and valid lines of questioning were rejected instead of explored, delaying the study of what relationships were present between the mouth and entire body."

McNally offered his remarks during an interview about the role of the dentist and heart health with Dr. Dean Vafiadis, a New York-based prosthodontist, on New York City Cosmos radio FM 91.5 WNYE.

"In our current environment, thanks to professional rigidity and



failure to change the existing standards of care rapidly, regardless of the science, most dental schools and state dental licensing boards are artificially slowing the progress of advances in understanding of disease relationships from benefiting the general population's health," McNally said.

Vafiadis, McNally and many other dentists are on the forefront of putting the information needed in front of the lay public so they can be informed as to what they should be hearing from their local dentist.

"The recent report out of Case Western University where doctors found the exact same strain of bacteria from a 35-year-old California woman's infected gums in her still-born baby serves as a vivid example of a direct systemic infection resulting from an oral infection," McNally said.

"While that makes for good headlines, the headline that isn't being put out there is the literal millions in the population who will suffer more whole body disease, worse whole body disease and a potentially shortened lifespan simply as a consequence of what their dentists

aren't talking to them about."

As part of the interview, the Medical-Perio Referral Program, designed for general dentists, periodontists, oral surgeons and prosthodontists, which allows an easy facilitation of the physician-dentist relationship to improve patient health in both environments, was also discussed.

"This is really a two-way street that benefits every patient," McNally said. "If patients go to a dentist that is part of the referral program, they know they are under the care of someone who understands the links in health and how to do everything the current science shows is effective to help the patient become healthier and stay healthier."

"Furthermore," he said, "by improving the referral relationship between the family practice physicians and cardiologists and the dentist, more medical patients with serious medical conditions are likely to receive appropriate dental treatment to reduce dental disease's effects on their systemic health. Everyone wins. For some dentists, this referral model literally recreates the entire focus of a practice."

Dentists or medical doctors interested in the Medical-Perio Referral Program can contact Big Case Marketing at info@BigCaseMarketing.com, call (206) 601-6754 or visit www.MedicalPerio.com. **DT**

Fight oral cancer!

Did you know that dentists are one of the most trusted professionals to give advice?

Thus, no other medical professionals are in a better position to show patients that they are committed to detecting and treating oral cancer.

Prove to your patients just how committed you are to fighting this disease by signing up to be listed at www.oralcancerselfexam.com.

This new Web site was developed for consumers in order to show them how to do self-examinations for oral cancer.

Self-examination can help your patients to detect abnormalities or incipient oral cancer lesions early.

Early detection in the fight against cancer is crucial and a primary benefit in encouraging your patients to engage in self-examinations.

Secondly, as dental patients become more familiar with their oral cavity, it will stimulate them to receive treatment much faster.

Conducting your own inspection of patients' oral cavities provides the perfect opportunity to mention that this is something they can easily do themselves as well.

You can explain the procedure in brief and then let them know about the Web site, www.oralcancerselfexam.com, that can provide them with all the details they need.

If dental professionals do not take the lead in the fight against oral cancer, who will?

And in the eyes of our patients, they likely would not expect anyone else to do so — would you? **DT**

← **DT** page 1

Meanwhile, the jobs situation may also be starting to improve. The Labor Department reported Feb. 5 that the American unemployment rate dipped from 10 percent to 9.7 percent in January, causing some economists to speculate that the worst job market in at least 25 years may at last be getting better.

According to a recent report from Robert W. Baird & Co., a dental equipment rebound at the end of 2009 was continuing into January and the demand for dental consumables was picking up slightly.

"We continue to believe slow/steady recovery in 2010 will lead to more normalized industrywide performance in 2011," stated the report, titled "Dental Market Rebound Continues in January, 2010 Optimism Growing."

The report offered several spe-

cific signs of optimism for the dental products sector, including the following:

Dental consumables demand is not just stable, but slightly improving, the report said, as volumes are flat to up slightly and 1 to 2 percent price increases are sticking.

For distributors, a modest rotation away from telesales and Internet distributors back to value-adds seems to be occurring, while manufacturers seem to be benefiting from modest restocking at distributors and dental offices.

At the recent Yankee Dental Congress in Boston, exhibit hall booth activity was "generally upbeat," the report said.

"All in, we continue to believe 1 to 3 percent domestic dental consumables market growth in 2010 remains a reasonable assumption, with the upper end of that range possible if December/January trends persist throughout the year," the report said. **DT**

AD

Universal and scanable registration material, that's it!


R-SI-LINE® METAL-BITE™

- High final hardness - Shore-D 40
- Setting time about 60 s
- Scanable for powderless 3D-data registration of antagonists (CAD/CAM)
- Perfect physical parameters
- 2 Cartridges + 12 Mixing cannulas


Available at
PATTERSON DENTAL
pattersondental.com

R-dental
Dentalerzeugnisse GmbH
E-mail: info@r-dental.com
r-dental.com


AD




FENDERMATE[®] Matrix




Inserts as a wedge




Convex Contact Point Maker





Tight Cervical Marginal Adaptation avoids overhangs




Flexible wing exerts pressure for maintained separation and cervical adaption

The World's Fastest Matrix?

- Takes less than
5 seconds to apply ...

Distributed in the US by



www.jsdental.com
Tel: 203-435-8832 1-800-284-3388
Fax: 203-431-8485

DIRECTA AD P.O. Box 273, 06187-0273, Middletown, CT 06457
Tel: +1 866 666 0000 Fax: +1 866 308 3030 info@directadental.com www.directadental.com

Are new patients tripping over your phone line?

By Sally McKenzie, CMC

It's the usual busy day in the dental practice. The phone is ringing. Patients are flowing in and things are moving along smoothly. Sure there's a cancellation or two and maybe an emergency. As the dentist passes the front desk, he hears Linda, the business assistant, wrapping up a conversation.

"No, I'm sorry, we don't." We don't what? What don't we do that someone wants to know about? The dentist makes a mental note to follow-up with Linda. He's overheard her give similar replies in the past and meant to ask her about it before.

Here's what the dentist didn't hear ...

Linda: *Good morning, Dr. Stanton's office, Linda speaking.*

Carolyn: *Hello Linda, my name is Carolyn Samson. I recently moved to town and I was just calling to find out if the doctor is accepting new patients.*

Linda: *Yes, he is, although the schedule is pretty full right now.*

(Without even realizing it, Linda is sending a message to this prospective patient that she might not be welcome in the practice. It's already a busy place and Linda doesn't know how the office is keeping up with the patients it has, let alone encouraging any new patients to join. That comes through loud and clear to the caller.)

Carolyn: *Do you offer any Friday afternoon appointments?*

Linda: *No, I'm sorry, we don't.*

(Silence ensues for a few moments while Carolyn waits for another option from Linda, but none is offered.)

Carolyn: *OK, thank you. Goodbye.*

To Linda, this is just a routine inquiry — nothing special, and she doesn't think much about it. After all, there's no established protocol. She's just answering questions as they come in.

No, the practice doesn't offer Friday afternoon appointments because the office is closed, but perhaps the practice offers Wednesday evening appointments or Saturday morning appointments.

Alternatively, perhaps the practice sees new patients at a specific time of day so that the dentist can spend quality time with the patient and is less likely to be interrupted with emergencies or oral hygiene exams.

Yet, Linda makes no effort to offer possible alternatives or to educate the patient on the options and why they would be worth considering. She simply answers the questions the prospective patient asks and feels she's done her job. It's a common scenario because few practice employees are trained to properly handle phone communication.

Meanwhile, dentists go about performing dentistry and seldom give those perfunctory phone duties a second thought. In fact, only 12 percent of dentists believe the telephone has a major impact on their practice even though it is typically the only point of entry for new patients.

In addition, only 5 percent of practice staff is trained to properly handle patient phone calls. The vast majority simply wing it.

The irony is that while dentists typically place little importance on the telephone, this is the make it or break it point of contact in the opinion of most patients. It is through the telephone conversations with your office that prospec-

tive patients begin to assess the competency of the dentist and team and whether this practice deserves their business and that of their families.

In today's consumer-driven dental marketplace, the old cliché that you only get one chance to make a first impression couldn't be truer. If your practice doesn't measure up, chances are very good that prospective new patients will be moving on to the next office on their list, and this loss is yours.

In fact, if poor telephone protocol causes your practice to lose just 20 new patients a month and each would spend an average of \$1,000 on dental care a year, that's 240 patients and nearly a quarter of a million dollars.

But it's usually not until dentists start feeling the effects of poor phone communication in the form of scheduling problems, fewer new patients, no shows, financial strain, etc., do they begin to question just how those perfunctory phone duties are handled.

Have you been disconnected?

How well does your team manage phone calls from current and prospective patients? The truth is you don't know until you hear both sides of the conversation.

In the medical community, "mystery shoppers" have been used for several years. Dentistry is embracing the concept as more practices have come to realize that they are profoundly dependent upon a satisfied patient base.

McKenzie Management has developed a telephone assessment protocol in which a professionally trained and certified "mystery shopper" makes multiple calls to a dental practice and assesses the effectiveness of the team's telephone skills.

The calls are recorded and the dentist has the opportunity to hear firsthand what is transpiring between his/her staff members and prospective patients. What we are finding is that dentists are often very surprised by what they hear and, unfortunately, not in a pleasant way.

Dentists really cannot judge how well their staffs handle telephone communication until they hear it firsthand. Does the business team use proper phone etiquette and correct grammar? Do patients have to wait too long on hold or for someone to answer?

How does the staff handle questions and requests for information? What are the staff's tone, attitude and demeanor? Do staff members come across as welcoming and helpful or annoyed and rushed? Most importantly, how many new patients might be lost month after month because of inadequate telephone protocols?

While the reality of how phone calls are commonly handled can be an unpleasant shock, we also find that it tends to be a major incentive for dental teams to identify exactly where protocols can be established so that the practice can make improvements right away.

Oftentimes, very capable dental employees unwittingly drive new patients away because they simply haven't been trained, and educating staff on effective telephone communication can significantly improve their approach. Moreover, it can prevent the loss of hundreds of patients and tens of thousands of dollars every year. However, it doesn't stop there.

Callers expect follow-through

Another element of effective telephone commu-

→ continued

Diagnose this ...

Welcome to a new topic area among the pages of Dental Tribune!

The thanks for this new topic area go to a number of oral pathologists who seek to expand their role in

the dental community by writing for Dental Tribune.

These authors will provide us with selected case studies to help educate our readers about the vari-

ous oral pathology situations they might encounter in daily practice.

We hope you enjoy this new topic area and welcome your feedback at feedback@dental-tribune.com. **DT**

Identify the ulcer

The patient presents with an ulcer on the left lateral border of the tongue. The patient noticed the ulcer — which causes pain and a burning sensation when eating — about three months ago. The patient has smoked five cigarettes a day for the past seven years.

Clinical examination of the lesion shows that the ulcer is reddish-grey in color with slight sloughing, inflamed margins, a firm and indurated base and about 2 x 2 cm in size.

Which type of ulcer is this?

- a) Tuberculosis associated ulcer
- b) Traumatic ulcer
- c) Squamous cell carcinoma
- d) Aphthous ulcer
- e) Herpetic ulcer

(See page 6 for the answer)



← continued

nication is follow-through. Take the example of Carolyn Samson who tried to get an appointment in Dr. Stanton's office.

She calls your office again and requests that information be sent to her home about the dentist and what the practice has to offer. She's also interested in any literature on whitening and implants. Ms. Samson is a professional.

Any service purchased — whether it's service for her car, her home or her oral health — is purchased only after careful research and evaluation.

Your business assistant is busy with a number of things on this Monday morning. She quickly jots down Ms. Samson's name and address and promises to mail the information out as soon as possible.

In this instance, as soon as possible is about three months later when your business assistant happens upon the scrap piece of paper with her note to "send practice info, whitening, implants to Carolyn Samson, 222 Green Street." Prospective new patient Ms. Samson has likely already found her new dentist by this time.

All the superior dentistry you have to offer cannot make up for a lack of follow-through on the part of your staff. The experience that prospective new patients have when they call your office is the make it or break it opportunity.

It doesn't matter if they know you personally. It doesn't matter if they've heard you're fantastic from their colleague or personally seen your work and been wowed by it.

If the front desk is too busy to

take the time to make prospective patients feel valued and welcome, if the material they request is never received, if they simply don't get the impression that their investment in your practice will be appreciated, they are not likely to bother making the appointment.

For most practices, just being aware of how prospective new patient inquiries are handled is a big step in the right direction. Start paying attention. Keep a list of the types of questions and requests the practice receives and discuss how the office responds to these.

If patients are asking for information that you don't have readily available, establish a timeline to create the necessary informational materials. Establish a protocol for handling all inquiries, including calls from new patients seeking appointments, calls from prospective patients seeking information about the dentist, the practice, procedures offered, etc.

Prospective patients who request information must be sent the material the day the request is made — not the next day, not at the end of the week, not when the business team gets around to it — the day they ask for it.

Consider including additional information about the practice such as the dentist's commitment to providing the best possible care for patients; information emphasizing specific qualities about the practice that set it apart from others; dentistry for the entire family; painless dentistry techniques; cosmetic dentistry; sedation dentistry; a commitment to never make the patient wait more than five to 10 minutes, etc.

Prospective patients are giving you permission to market your prac-

tice, to educate and inform them. They expect it and they want to know what you have to offer. Make the most of it.

If ever there were a perfect occasion to sell the practice and the services offered, it's when prospective new patients call your office. They are interested, ready and willing to learn more.

Make sure that your frontline is well trained and prepared to welcome every caller to your practice and you'll ensure that prospective new patients don't get tied up in your phone lines. **DT**

About the author



Sally McKenzie is CEO of McKenzie Management, which provides success-proven management solutions to dental practitioners nationwide. She is also editor of The Dentist's Network Newsletter at www.thedentistnetwork.net; the e-Management Newsletter from www.mckenzie mgmt.com; and The New Dentist™ magazine, www.thenewdentist.net. She can be reached at (877) 777-6151 or sallymck@mckenziemgmt.com.

UPCOMING WEBINARS

Dental Tribune
DT STUDY CLUB

ADAC-E-R-P
Continuing Education Recognition Program

DENTAL TRIBUNE AMERICA IS AN ADA CERP RECOGNIZED PROVIDER

26 MAR.
Various Speakers
UPDATE IMPLANTOLOGY VIII
The Steigmann Implant Institute offers a high-quality program of current themes on implantology. International speakers will introduce recent findings and methods of surgery and prosthesis on implants.
13h CE
REGISTER ON WWW.DTSTUDYCLUB.COM

30 MAR.
Dr. Fontinos Panagakos
DENTIN HYPERSENSITIVITY — NEW MANAGEMENT APPROACHES
Dentin hypersensitivity continues to be a problem for patients and practitioners alike. Learn about the current methods and the new approaches to treating it.
1h CE
REGISTER ON WWW.DTSTUDYCLUB.COM

16 APRIL
Various Speakers
DENTAL TRIBUNE STUDY CLUB C.E. SYMPOSIA AT IDEM, SINGAPORE
This C.E. four-day event offers an ambitious schedule of continuing education lectures in various dental disciplines.
12h CE
REGISTER ON WWW.DTSTUDYCLUB.COM

26 APRIL
Various Speakers
RUSSIAN DTSC — C.E. FESTIVAL AT DENTAL SALON MOSCOW
The Russian DTSC will be launched through four days of focused lectures in various areas of dentistry. Each day will feature a variety of presentations led by experts.
12h CE
REGISTER ON WWW.DTSTUDYCLUB.COM

07 MAY
Various Speakers
DENTAL TRIBUNE STUDY CLUB C.E. SYMPOSIA AT WID, AUSTRIA
This C.E. four-day event offers an ambitious schedule of continuing education lectures in various dental disciplines.
16h CE
REGISTER ON WWW.DTSTUDYCLUB.COM

03 JUNE
Various Speakers
THE ROOTS SUMMIT
Please find the most current information under www.rootssummit2010.com. The Roots Summit 2010 proves to be another opportunity to demonstrate our high commitment and passion for dentistry.
8h CE
REGISTER ON WWW.DTSTUDYCLUB.COM

BECOME A FREE MEMBER
WWW.DTSTUDYCLUB.COM

Identify the ulcer (the answer)



Which type of ulcer is this?

- Tuberculosis associated ulcer
- Traumatic ulcer
- Squamous cell carcinoma
- Aphous ulcer
- Herpetic ulcer

Answer:

- Squamous cell carcinoma

Factors that point to OSCC

- Persistent for more than two weeks
- Associated habits (tobacco use)
- Indurated base
- Absence of general signs and symptoms (i.e., fever, pulmonary signs)
- No evidence of any injury

Please circle all the aetiology/aetiologies of an oral ulcer (answer is at the end):

- Physical and chemical trauma
- Infection
- Malignancy
- Malnutrition
- All of the above

How to rule out other aetiologies

Tuberculosis associated ulcer

Oral tuberculosis is very rare and when present it is usually secondary to pulmonary tuberculosis and may pose a diagnostic problem.

- Coexisting pulmonary disease
- Other signs and symptoms of tuberculosis
- Ulcer
 - Irregular edges and minimal induration
 - Granular or covered with pseudo-membrane
 - Most often painful

Traumatic ulcer

Diagnosis based upon history (biting, denture irritation, drugs, e.g., aspirin).

- Ulcer
 - Generally diagnosed at acute stage
 - Shallow base and non-raised margins
 - Mildly painful

Recurrent aphous ulcer

One of the most common ulcers seen in the oral cavity, commonly misdiagnosed and poorly understood.

- Recurrent, one or more at a time
- Types: Minor (1 cm), major (>1 cm) and herpetiform (pin-head size)
- No prodromal symptoms, takes days to months to heal
- Begins at adolescent age and frequency decreases with age

Herpetic ulcer

It's a viral infection, afflicts most of the population; sub-clinical or clinical infection.

- Numerous, pin-head sized vesicles in the beginning that collapse and coalesce later to form large shallow and irregular ulcer
- Very painful
- Associated prodromal symptoms
- Types: acute (commonly seen at an early age); recurrent (often seen in the immunocompromised and may solely present as *herpes labialis*) **DT**

Answer: (e) All of the above should be circled.

Digging deeper into oral pathology ...

Let's explore your knowledge about oral squamous cell carcinoma (OSCC).

Mark true (T) or false (F) next to the following questions:

- Five-year survival rate is 50 percent
- Commonly seen above the age of 40 years
- Most commonly associated with chronic trauma
- Can present both as endophytic and exophytic growth
- Ulcers (endophytic pattern) commonly present with rolled borders
- Precancerous lesions may or may not be seen
- OSCC of the soft palate and oro-pharynx are easiest to diagnose
- Most common site is tongue
- Clinical evaluation should include TNM

classification (T = tumor size and how far it has spread; N = spread to the lymph nodes; M = metastasis)

- Final diagnosis is a histological (biopsy)

Please choose the correct answer:

- If treatment of intraoral SCC is guided by the clinical stage (TNM), which consists of:
 - Wide (radical) surgical excision
 - Radiation therapy and chemotherapy
 - Surgical excision and chemotherapy
 - Combination of the above

Discussion

Squamous cell carcinoma of the mouth constitutes the sixth most common cancer worldwide, and the third most common in developing countries, with evidence of an increase in

incidence and mortality, particularly in young adults.

It accounts for more than 90 percent of all oral malignancies.

Patients with oral cancer generally do poorly, with the five-year survival rate for carcinomas of the tongue and floor of the mouth being less than 40 percent.

The most important risk factors for oral carcinogenesis remain tobacco and alcohol.

Apart from the risk factors, the possibility of a genetic predisposition has also been suggested.

Many oral carcinomas are preceded by clinically evident premalignant lesions. **DT**

Answers
1: True; 2: True; 3: False; 4: True; 5: True; 6: True; 7: False; 8: True; 9: True; 10: True; 11: d

AD

Dental Collab BETA
FINALLY A SOLUTION FOR GETTING THAT SECOND OPINION.
WWW.DENTALCOLLAB.COM
FIRST MONTH FREE
CODE: DTDC09
IT'S NEW

About the author



Dr. Monica Malhotra is an assistant professor at the Sudha Rustagi Dental College in India and also maintains a private practice.

Malhotra completed her master's in oral pathology at the Manipal Institute, India, in 2009.

In 2008 she was presented with a national award for the best scientific study presentation by the Indian Association of Oral and Maxillofacial Pathology.

You may contact her at drmonicamalhotra@yahoo.com.

**Recommend a system that
virtually eliminates plaque...**

...and helps to prevent regrowth.



PRO-HEALTH™ **SYSTEM**

Get your patients virtually plaque free and help keep them that way. The superior mechanical and chemical action of this PRO-HEALTH SYSTEM removes plaque and helps keep it from growing back.*

To learn more, visit **virtuallyplaquefree.com**

* vs a standard manual toothbrush and anticavity toothpaste.

Crest **Oral-B**

P&G Oral Health

Practice transition planning

This is part 1 of a two-part series on this topic

By Eugene Heller, DDS

For most dentists, ownership of their dental practice is the major focus of their energy expenditures, financial situation and professional lives.

Years of blood, sweat and tears, coupled with the relationships formed with both staff and patients, have caused dentists to form a deep-seated emotional attachment with their practice.

For many, the dollar value of that practice represents a significant portion of their financial assets.

For the new dentist, there is a definite value in acquiring the patient base that has taken the transitioning dentist years to develop and will provide an immediate and substantial cash flow.

All experience transition

Whether it is due to a change in career direction, a desire to cut back on the responsibilities of ownership while still enjoying the benefits of clinical dental practice or the desire to retire from dentistry, every practice owner faces an ownership transition.

Ownership transition can be a total sale or a partial sale, that is, the formation of a partnership. The level of success achieved as a result of this practice transition will be directly linked to the amount of detail given to, and the successful execution of, the "Transition Plan."

A buyer's market

Decreased dental school enrollments and other demographic factors have created an imbalance in the numbers of graduating versus retiring dentists.

This trend, which will continue for at least the next 10 years, has contributed to falling dental practice sale prices, and has created a buyer's market.

This dental work force shortage has made finding dentists to serve in more rural dental practices, which are difficult to market, almost impossible. These changes in the marketplace relative to practice transitioning have made advance, detailed



transition planning mandatory.

Goals of a successful transition

Before discussing the development of a transition plan, a brief discussion of the goals of transition is required. In addition to identifying the actual goals, each dentist will need to assign an order of priority to these goals.

This prioritization will have a significant impact on certain aspects of the transition plan. The most common goals discussed by dentists include:

- (1) In accordance with their preferred timetable, a desire to transfer patient care responsibility.
- (2) Securing future employment for their staff and giving back to the profession by passing the baton to a new dentist.
- (3) Maximizing their practice equity (financial gain from the sale).

There is no right or wrong order to the priority emphasis. The economic health of the transitioning dentist will usually determine the order of the priorities.

If the practice sale proceeds are a significant portion of the dentist's retirement assets, then maximizing the financial return will be at the top of the list.

If the clinician has a well-funded pension plan or other financial resources, and the sale proceeds will enhance the quality of retirement rather than providing the primary support for retirement, the order of importance will typically be the desire to provide continuity of patient care, ongoing employment and passing the baton, where maximizing the

financial gain appears at the end of the list.

Factors affecting successful transitions

Prior to discussing the components of a transition plan, it will be useful to understand what is presently occurring in the transition marketplace. For a successful transfer of ownership, we must first have an interested new dentist.

Subsequently, location is at the top of the list relative to a new dentist's interest in a specific practice opportunity.

As previously discussed, rural practices, although typically more profitable than big city practices, are having serious recruitment problems.

Ninety percent of all practice sales today are in communities with populations of 50,000 or more, and 80 percent of these sales are in cities where the metro population exceeds 500,000.

The second factor is the practice's ability to meet the financial needs of the new dentist. As a result of current levels of dental school-related debt, the new dentist must meet specific levels of production to pay for the practice acquisition, school loans and basic living expenses.

Therefore, a practice needs to provide, on the average, \$300,000 worth of production for an employed dentist, and \$400,000 worth of production if the dentist is purchasing a practice.

It is for this reason that 85 percent of total practice sales involve practices with gross receipts of \$350,000 to \$500,000.

While the highly productive and profitable practices of today frequently exceed \$500,000 in annual receipts, the average new dentist (five years or less since graduation) does not possess the clinical skills required to produce this level of dentistry, and subsequently, sales trend toward the lower grossing practices.

After finding a suitable location and determining that the practice will provide for the financial needs of the new dentist, the new dentist will consider a multitude of other factors in selecting one opportunity

over another.

The major factors considered include:

- (1) the practice's overhead to revenue percent,
- (2) number of active patients,
- (3) new patient flow,
- (4) recall system effectiveness.

In addition:

- (5) quality and length of the staff's prior employment,
- (6) practice history,
- (7) types of procedures previously offered and/or produced,
- (8) involvement in any discounted dental plans,
- (9) appearance of the physical space occupied by the practice, and
- (10) the age, type and appearance of the equipment and furnishings will play a major role in the selection process.

The 10 items listed above represents the major concerns and factors reviewed by the new dentist.

However, the owner dentist is concerned with:

- (1) the ability of the new doctor to pay for the practice — obtain financing with all the school debt, the tax implications and subsequent net proceeds derived from the sale,
- (2) the personality and ability of the new dentist to relate to patients and staff,
- (3) the amount of post-sale relationship required between the seller and buyer, and of course,
- (4) the new dentists' clinical competence.

With the exception of the final concern, the other factors can be readily determined and resolved.

Today, 100 percent owner financing is readily available, the tax implications can be calculated and, typically, several meetings with the new dentist will address the communication skills and personality of the new dentist. **DT**

About the author

Dr. Eugene W. Heller is a 1976 graduate of the Marquette University School of Dentistry. He has been involved in transition consulting since 1985 and left private practice in 1990 to pursue practice management and practice transition consulting on a full-time basis. He has lectured extensively to both state dental associations and numerous dental schools. Heller is the national director of transition services for Henry Schein Professional Practice Transitions. For additional information, please call (800) 730-8883 or send an e-mail to ppt@henryschein.com.

AD



HENRY SCHEIN®

PROFESSIONAL PRACTICE TRANSITIONS

When It's Time to Buy, Sell, or Merge Your Practice You Need A Partner On Your Side

ALABAMA

Birmingham—4 Ops, 2 Hygiene Rooms, GR \$675K #10108
Birmingham Suburb—3 Ops, 3 Hygiene Rooms #10106
CONTACT: Dr. Jim Cole @ 404-513-1573

ARIZONA

Arizona—Doctor seeking to purchase general dental practice #12110
Shaw Low—2 Ops, 2 Hygiene Rooms, GR in 2007 \$646K
Phoenix—General Dentist seeking practice purchase opportunity #12108
Phoenix—4 Ops - 3 Equipped, GR \$515K+, 3 Working Days #12113
N Scottsdale—General Dentist seeking practice purchase Opportunity #12109
Urban Tucson—6 Ops - 4 Equipped, 1 Hygiene, GR \$900K 12112
Tucson—1,800 active patients, GR \$850K, Asking \$650K #12116
CONTACT: Tom Kimbel @ 602-516-3219

CALIFORNIA

Alturas—3 Ops, GR \$611K, 5 1/2 day work week #14279
Atwater—2 Ops, 1,080 sq. ft., GR #177K #14307
El Sorbrante—5 Ops - 3 Equipped, 1,300 sq. ft., GR \$350K #14302
Fresno—5 Ops, 1,500 sq. ft., GR \$1M #14250
Greater Auburn Area—4 Ops, 1,800 sq. ft., GR \$763K #14304
Madera—7 Ops, GR \$1.9M #14283
Modesto—12 Ops, GR \$1M Same location for 10 years #14289
Modesto—5 Ops, GR \$884K w/adjusted net income of \$346K #14308
N California Wine Country—4 Ops, 1,500 sq. ft., GR \$958K #14296
Pine Grove—Nice 3 Op fully equipped office/practice \$111K #14309
Porterville—6 Ops, 2,000 sq. ft., GR \$2.2M #14291
Red Bluff—8 Ops, 2008 GR \$1M Hygiene 10 days/week #14252
CONTACT: Dr. Dennis Hoover @ 800-519-3458
Dixon—4 Ops, 1,100 sq. ft., GR \$122K #14265
Grass Valley—5 Ops, 1,500 sq. ft., GR \$714K #14272
Redding—5 Ops, 2,200 sq. ft., GR \$1M #14293
Yuba City—5 Ops, 4 days hyg, 1,800 sq. ft. #14273
CONTACT: Dr. Thomas Wagner @ 916-812-3255
Rancho Margarita—4 Ops, 1,200 sq. ft., Take over lease #14301
CONTACT: Thinh Tran @ 949-533-8308

CONNECTICUT

Fairfield Area—General practice doing \$800K #16106
Southburg—2 Ops, GR \$254K #16111
Wallingford—2 Ops, GR \$600K 16113
CONTACT: Dr. Peter Goldberg @ 617-680-2930

FLORIDA

Miami—5 Ops, Full Lab, GR \$835K #18117
CONTACT: Jim Packett @ 863-287-8300
Jacksonville—GR \$1.3M, 3000 sq. ft., 7 ops, 8 days hygiene #18118
CONTACT: Deanna Wright @ 800-730-8883

GEORGIA

Atlanta Suburb—3 Ops, 2 Hygiene Rooms, GR \$863K #19125
Atlanta Suburb—2 Ops, 2 Hygiene Rooms, GR \$633K #19128
Atlanta Suburb—3 Ops, 1,270 sq. ft., GR \$439K #19131
Atlanta Suburb—Pediatric Office, 1 Op, GR \$426K #19134
Dublin—GR \$1 Million+, Asking \$825K #19107
Macon—3 Ops, 1,625K sq. ft., State of the art equipment #19103
North Atlanta—3 Ops, 3 Hygiene, GR \$678K+ #19132
Northeast Atlanta—4 Ops, GR \$607K #19129
Northern Georgia—4 Ops, 1 Hygiene, Est. for 43 years #19110
South Georgia—2 Ops, 3 Hygiene Rooms, GR \$722K+ #19133
CONTACT: Dr. Jim Cole @ 404-513-1573

ILLINOIS

Chicago—4 Ops, GR \$709K, Sale Price \$461K #22126
1 Hr SW of Chicago—5 Ops, 2007 GR \$440K, 28 years old #22123
Chicago—3 Ops, GR \$600K, 3 day work week #22119
Western Suburbs—5 Ops, 2-2,000 sq. ft., GR Approx \$1.5M #22120
CONTACT: Al Brown @ 630-781-2176

MARYLAND

Southern—11 Ops, 3,500 sq. ft., GR \$1.8M #29101
CONTACT: Sharon Mascetti @ 484-788-4071

MASSACHUSETTS

Boston—2 Ops, GR \$252K, Sale \$197K #30122
Boston Southshore—3 Ops, GR \$300K #30123
North Shore Area (Essex County)—3 Ops, GR \$500K+ #30126
Western Massachusetts—5 Ops, GR \$1M, Sale \$514K #30116
CONTACT: Dr. Peter Goldberg @ 617-680-2930
Middle Cape Cod—6 Ops, GR \$900K, Sale price \$677K #30124
Boston—2 Ops, 1 Hygiene, GR \$302K #30125
Middlesex County—7 Ops, GR Mid \$500K #30120
New Bedford Area—8 Ops, \$628K #30119
CONTACT: Alex Litvak @ 617-240-2582

MICHIGAN

Suburban Detroit—2 Ops, 1 Hygiene, GR \$213K #31105
CONTACT: Dr. Jim David @ 586-530-0800

MINNESOTA

Crow Wing County—4 Ops #32104
Fargo/Moorhead Area—1 Op, GR \$185K #32107
Central Minnesota—Mobile Practice, GR \$730K+ #32108
Twin Cities—Move in & practice immediately GR \$800K #32110
CONTACT: Mike Minor @ 612-961-2132

MISSISSIPPI

E Central Mississippi—10 Ops, 4,685 sq. ft., GR \$1.9M #33101
CONTACT: Deanna Wright @ 800-730-8883

NEVADA

Reno—Free Standing Bldg., 1500 sq. ft., 4 Ops, GR 763K #37106
CONTACT: Dr. Dennis Hoover @ 800-519-3458

NEW JERSEY

Marlboro—Associate positions available #39102
CONTACT: Sharon Mascetti @ 484-788-4071

NEW YORK

Brooklyn—3 Ops (1 Fully equipped), GR \$175K #41113
Woodstock—2 Ops, Building also available for sale, GR \$600K #41112
CONTACT: Dr. Don Cohen @ 845-460-3034
Syracuse—4 Ops, 1,800 sq. ft., GR over \$700K #41107
CONTACT: Marty Hure @ 315-263-1313
New York City—Specialty Practice, 3 Ops, GR \$502K #41109
CONTACT: Richard Zalkin @ 631-831-6924

NORTH CAROLINA

Charlotte—7 Ops, 5 Equipped #42142
Foothills—5 Ops #42122
Near Pinehurst—Dental Emergency Clinic, 3 Ops, GR in 2007 \$573K #42134
New Hanover City—Practice on the coast, growing area #42145
Raleigh, Cary, Durham—Doctor looking to purchase #42127
CONTACT: Barbara Hardee Parker @ 919-848-1555

OHIO

Medina—Associate to buy 1/3, rest of practice in future #44150
North Central—GR \$619K, 4 Ops, well-established #44159
CONTACT: Dr. Don Moorhead @ 440-823-8037

PENNSYLVANIA

NE of Pittsburgh—3 Ops, Victorian Mansion GR \$1.2M+ #47140
CONTACT: Dan Slain @ 412-855-0337
Lackawanna County—4 Ops, 1 Hygiene, GR \$515K #47138
Chester County—High End Office, 4 Ops, Digital, FFS + a few PPO's #47141
Philadelphia County (NE)—4 Ops, GR \$500K+, Est 25 years #47142
CONTACT: Sharon Mascetti @ 484-788-4071

RHODE ISLAND

S Rhode Island—4 Ops, GR \$750K, Sale \$486K #48102
CONTACT: Dr. Peter Goldberg @ 617-680-2930

SOUTH CAROLINA

HHI—Dentist seeking to purchase a practice producing \$500K/ year #49103
CONTACT: Scott Carringer @ 704-814-4796
Columbia—7 Ops, 2200 sq. ft., GR \$678K #49102
CONTACT: Jime Cole @ 404-513-1573

TENNESSEE

Elizabethon—GR \$333K #51107
CONTACT: George Lane @ 865-414-1527

TEXAS

Houston Area—GR \$1.1M w/adjusted net income over \$500K #52103
CONTACT: Deanna Wright @ 800-730-8883