

INDUSTRY LOSES HYGIENE PIONEER

Dr. Esther Wilkins, renowned author of 'Clinical Practice of the Dental Hygienist,' died on Dec. 12 at 100.

► page A2



DRILL-FREE, DEEP DECAY REMOVAL

Dr. Robert Feudo shows how dentists can quickly master laser technology to remove caries disease with no need of anesthesia.

► page A7




IMPLANT TRIBUNE

AO MEETING CUBED

AAOMS, AAP and ACP will collaborate with Academy of Osseointegration's annual meeting in Orlando.

► page B1



Start 2017 in Boston

Yankee Dental Congress includes three-day exhibit hall, lots of C.E.

The exhibit hall at the 2017 Yankee Dental Congress, expecting to host more than 450 companies and organizations, will include a variety of education pavilions, more than 30 free C.E. courses and daily special events.

Nearly 28,000 dental professionals are expected at New England's largest dental meeting from Jan. 25–29, at the Boston Convention and Exhibition Center. The exhibit hall will be open from Jan. 26–28.

Thanks to sponsors, the C.E. courses on the exhibit floor are free (but do require registration). The selection of C.E. courses include: "Oral Malignancies and Mimics," Marketing Strategies That Work in 2017; "Medical Billing for Dentists," "Motivational Interviewing: Achieving Sustainable Health Behavior Change," "Dental Pulp Cells: From Basic Biology to Regenerative Medicine," "How to Get Google, Yelp and Facebook Reviews," "HIPAA Help for Dental Practices" and "Polish Your Payroll

for a More Efficient Practice."

The exhibit hall portion of the congress is scheduled to open at 9:30 a.m. on Thursday, Jan. 26, and the hall will close for the day following a welcome reception from 4-5:30 p.m. featuring beer and popcorn. Another end-of-the-day reception on Friday will feature complimentary beer, specialty drinks and hors d'oeuvres during the day's final 90 minutes of socializing, browsing, researching and shopping on the exhibit hall floor.

At noon on Saturday in the food court, attendees will be able to sample award-winning chowder from Levy Restaurants, Seaport Hotel, Hyatt Regency Boston, Revere Hotel Boston Common and Starwood of Boston at the Yankee Dental Congress 17th Annual Chowder Tasting.

On all three days of the exhibit hall, "mystery shoppers" will randomly be re-

► BOSTON, page A2



The lights on Lagoon Bridge in Boston's Public Garden help signal the way to the 2017 Yankee Dental Congress, Jan. 25–29, where you'll find nearly 28,000 fellow dental professionals, 450-plus exhibitors and 300-plus courses, lectures, workshops and live-dentistry sessions. Photo/Brandon Goad, www.dreamstime.com

NEWS

A2

- Industry loses pioneer dental hygiene educator.

INDUSTRY NEWS

A4–A7

- VOCO: Glass ionomer restorative is fast setting, immediately packable.
- Kettenbach: Save with one-take impression material.
- An expert's opinion: Tilting mechanism expands usability of Rhein83 implant attachment.
- Convergent Dental's Solea: Anesthesia-free and drill-free deep decay removal.

IMPLANT TRIBUNE

B1–B3

- AO meeting with AAOMS, AAP and ACP: 'New insights and better ideas.'
- Industry loses Dr. Carl Misch, cofounder of BioHorizons and founder of the Misch Institute.
- Vulcan Custom Dental: BioHorizons authorized milling center

AD

THE FIRST **ALL CERAMIC**-BASED DIRECT RESTORATIVE

The world's first all ceramic based direct universal restorative material

PURE WHITE
ALL CERAMIC-BASED
PARADIGM SHIFT EVOLUTIONARY
NEW LEVEL OF BIOCOMPATIBILITY
NEW **ADMIRA FUSION** 12% SHRINKAGE
NANO SOLUTION
NEXT GENERATION INNOVATION
PRECISION EXCELLENCE
VOCO
NANO ORMOCER TECHNOLOGY

VISIT THE ADMIRA FUSION WEBSITE AT www.vocoamerica.com TO REQUEST YOUR FREE SAMPLE!

THE **IDEA** IS NOW A **REALITY**

VOCO THE DENTALISTS

For Technical Questions: Call 1-888-658-2584 • www.vocoamerica.com

PRST STD
US Postage Paid
Permit No. 1239
Bellmawr, N.J.

Dental Tribune America
116 West 23rd Street
Suite #500
New York, N.Y. 10011

Industry loses pioneer dental hygiene educator

Esther Wilkins, RDH, DMD, a Tufts University graduate and clinical professor of periodontology emerita, died on Dec. 12 at her home in Hudson, N.H. She had just turned 100.

Wilkins was a renowned authority on dental hygiene, and she had a profound influence on dental medicine for more than half a century. She was a member of the faculty of the department of periodontology at Tufts for 45 years and conducted more than 800 continuing education classes. She was the recipient of a number of important awards, including the prestigious Gies Award for Achievement by a Dental Educator in 2012.

It was her enthusiasm for her work and her drive to educate thoroughly as many people as she could about the power of prevention that made her "a shining star in dental and allied dental education," said Richard W. Valachovic, president of the

American Dental Education Association's Gies Foundation. Wilkins wrote what has become the cornerstone text in almost every dental hygiene education program in the United States and around the world, "Clinical Practice of the Dental Hygienist," now in its 12th edition. Generations of dental professionals have been educated or influenced by her.

In 2008, she established the Dr. James B. Gallagher Jr. and Dr. Esther M. Wilkins Scholarship Fund, which has supported many Tufts dental students. She met Gallagher, her husband, while both were pursuing a postgraduate certificate in periodontology at Tufts. He passed away in 1988.

Wilkins was slated to receive the School of Dental Medicine's Dean's Medal, which recognizes individuals who have demonstrated loyalty, service and generosity, along with her classmate Hilde Tillman, Tufts clinical professor emerita of public health



Dr. Esther Wilkins wrote what has become the cornerstone text in almost every hygiene education program around the world.

Photo/Yoon Byun, Tufts Now, Tufts University

and community service, at a ceremony at the dental school on Dec. 16. The Tufts dental community celebrated Wilkins' life and career during the event and awarded the Dean's Medal to her posthumously.

(Source: Tufts University)

← BOSTON, page A1

warded with free gift cards. Also, those spending more than \$2,500 in the exhibit hall can earn an opportunity to receive free registration to the 2018 Yankee Dental Congress.

In booth No. 127, attendees will be able to enter the "Social Chair Challenge." To enter: Download the YDC app; find the

sponsored dental chairs at the booth; scan the QR code with the Yankee mobile app; take a selfie with the chair sign; then share your photo on the Yankee Dental Congress Facebook page to enter to win a \$200 American Express gift card (four will be awarded every day).

There will be another free photo-op for you or your group in "The Lounge," which also will have charging stations for

electronic devices. Company-sponsored pavilions in the exhibit hall will include: Sleep Apnea; 3-D Printing; CBCT Digital Imaging; Dental Office; Practice Transitions; Oral Health; and Healthy Living.

For more about Yankee Dental Congress 2017, visit www.yankeedental.com or call (877) 515-9071.

(Source: Yankee Dental Congress)

DENTAL TRIBUNE

The World's Dental Newspaper • US Edition

PUBLISHER & CHAIRMAN

Torsten Oemus t.oemus@dental-tribune.com

PRESIDENT & CHIEF EXECUTIVE OFFICER

Eric Seid e.seid@dental-tribune.com

GROUP EDITOR

Kristine Colker k.colker@dental-tribune.com

EDITOR IN CHIEF DENTAL TRIBUNE

Dr. David L. Hoexter feedback@dental-tribune.com

MANAGING EDITOR U.S. AND CANADA EDITIONS

Robert Selleck r.selleck@dental-tribune.com

MANAGING EDITOR

Fred Michmershuizen
f.michmershuizen@dental-tribune.com

MANAGING EDITOR

Sierra Rendon s.rendon@dental-tribune.com

PRODUCT/ACCOUNT MANAGER

Humberto Estrada h.estrada@dental-tribune.com

PRODUCT/ACCOUNT MANAGER

Will Kenyon w.kenyon@dental-tribune.com

PRODUCT/ACCOUNT MANAGER

Maria Kaiser m.kaiser@dental-tribune.com

Published by Tribune America

116 West 23rd St., Ste. #500

New York, N.Y. 10011

(212) 244-7181

© 2017 Tribune America, LLC, all rights reserved.

Dental Tribune strives to maintain the utmost accuracy in its news and clinical reports. If you find a factual error or content that requires clarification, please contact Managing Editor Robert Selleck at r.selleck@dental-tribune.com. Dental Tribune cannot assume responsibility for the validity of product claims or for typographical errors. The publisher also does not assume responsibility for product names or statements made by advertisers. Opinions expressed by authors are their own and may not reflect those of Tribune America.

AD

STRUGGLING TO STAY AFLOAT?

FIND OUT WHY LVI IS YOUR LIFE SAVER.

Register Now For CORE I Advanced Functional Physiologic Dentistry

888.584.3237 • www.lviglobal.com • concierge@lviglobal.com

Approved PACE Program Provider FAGD/MAGD credit.
Approval does not imply acceptance by a state or provincial board of dentistry or AGD endorsement.
08-01-15 to 5-31-19. Provider ID# 208412

**CHANGING DENTISTRY.
CHANGING LIVES.**

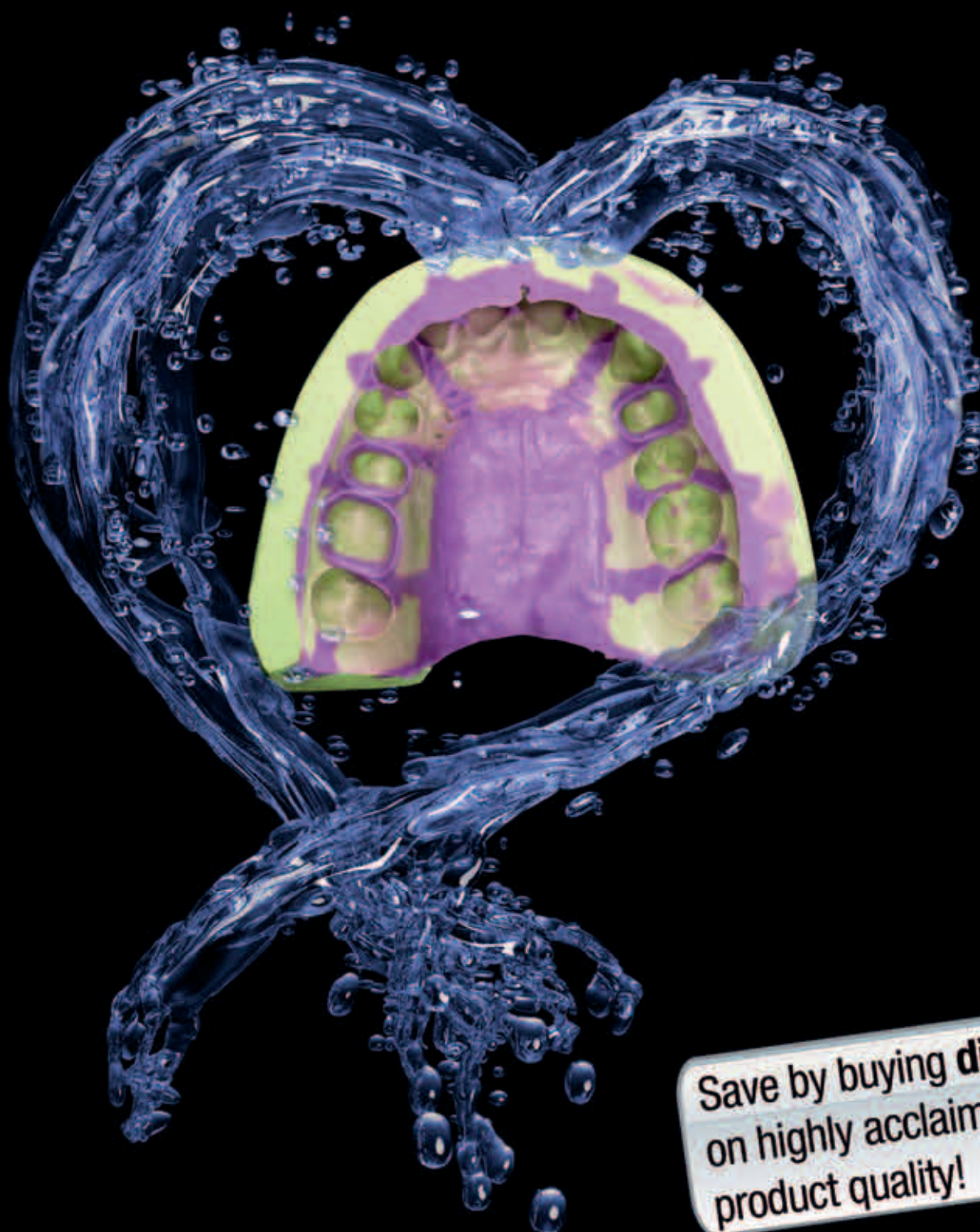
Las Vegas Institute for Advanced Dental Studies, LVI Global is an ADA Recognized Provider

ADA CERP is a service of the American Dental Association to assist dental professionals in identifying quality providers of continuing dental education. ADA CERP does not approve or endorse individual courses or instructors, nor does it imply acceptance of credit hours by boards of dentistry.

Concerns or complaints about a CE provider may be directed to the provider or to the Commission for Continuing Education Provider Recognition at ADA.org/CERP.

Panasil® – We take precision to heart!

Perfect impressions – even in a moist environment.



Save by buying **direct**
on highly acclaimed
product quality!

Come see
Kettenbach at
Booth #1720

Flexible working time, unique initial hydrophilicity immediately overcomes moisture and provides direct contact with the moist tooth surface. Accurate impressions of the preparation margin, clinical conditions (moist oral cavity) improve the initial hydrophilicity. The material flows well under pressure, yet doesn't drip or slump. Call (877) 532-2123 for more information. www.kettenbachusa.com

Glass ionomer restorative is fast-setting, immediately packable

YDC
BOOTH
NO. 1231

By VOCO Staff

IonoStar Plus is a new glass ionomer restorative from VOCO that offers a fast set, immediate packability, non-stick handling and enhanced physical properties, according to the company.

Designed to reduce or remove many of the headaches associated with glass ionomer restoratives, IonoStar Plus comes in a direct-activation application capsule that fits virtually all branded glass ionomer applicators. Once triturated and placed in the mouth, IonoStar Plus

offers two stages of consistency that first provide ideal “wetability” for marginal adaptability, and then immediate packability to enable shaping and sculpting without any pull-back, the company asserts.

IonoStar Plus has an abbreviated working time of two minutes that enables the clinical procedure to proceed quickly when time is an important factor. IonoStar Plus is radiopaque, fluorescent, has a high continuous fluoride release and does not require the use of a dentin conditioner.

For more information on IonoStar Plus you can visit the VOCO website at www.vocoamerica.com.



With an abbreviated working time of two minutes, IonoStar Plus has a direct-activation application capsule that, according to VOCO, fits virtually all branded glass ionomer applicators. Photo/Provided by VOCO

YDC
BOOTH
NO. 1720



Kettenbach's Panasil family: 'Impressions done in one take use less material and cost less.' Photo/Provided by Kettenbach

Save with one-take impression material

By Kettenbach Staff

Purchasing impression material in bulk from your supplier? No reason to change because everything is working fine? What if you could buy a premium product, shipped directly from the manufacturer?

This can be achieved with Kettenbach, which according to the company provides high-quality performing materials that will reduce the number of retakes because accuracy is achieved the first time.

Impressions done in one take use less material and cost

less. To enjoy the Kettenbach “Advantage, performance and price, sold direct to you,” call (877) 532-2123 to save hundreds or maybe even thousands on your annual purchases.

Kettenbach LP is based in Huntington Beach, Calif., and is the exclusive U.S. distributor for Kettenbach GmbH & Co. KG, based in Eschenburg, Germany. Founded in 1944, the company is a leading international producer of impression materials for dental use and is also known in other surgical areas of medicine.

For more information about Kettenbach LP products, you can call (877) KEBA-123 or visit www.kettenbach.com.

AD

TWO DAYS THAT WILL CHANGE YOUR LIFE.



TWO DOCTORS WILL SHOW YOU HOW.

Dr. William Dickerson, DDS, FAACD, LVIM, FIAPA, LVIF
Dr. Heidi Dickerson, DDS, LVIM, FIAPA, LVIF

The HOTTEST and most important topics in dentistry are TMD and treating Sleep Breathing Disorders and they will be discussed and what they mean to you, your practice and your future. Don't miss this opportunity to not only change the lives of your patients, but your life as well. Find the passion so many dentists have that has led them to a successful dental practice and successful life.

We guarantee you'll be glad you attended or your money back!



For more information, full schedule and to register
www.lviglobal.com
888.584.3237
concierge@lviglobal.com

COMING TO A TOWN NEAR YOU.

Phoenix, AZ • February 17-18, 2017
Atlanta, GA • April 28-29, 2017
Los Angeles, CA • May 12-13, 2017
Calgary, AB • June 9-10, 2017
Philadelphia, PA • October 6-7, 2017
Dallas, TX • November 3-4, 2017

EARLY BIRD SPECIAL!
First 20 to Register Will Receive
\$100 Off Registration Price.

2 Day Seminar Doctors: \$995
2 Day Seminar Team: \$495

KOVANAZETM

(tetracaine HCl and oxymetazoline HCl)
NASAL SPRAY



FDA Approved • Visit Booth #1839 at the Yankee Dental Congress
January 26-28, 2017

Learn more at www.kovanaze.com or call the Kovanaze Support Line at 1.800.770.9400

Manufactured for [St. Renatus](#)

An expert's opinion

Tilting mechanism expands usability of small implant attachment



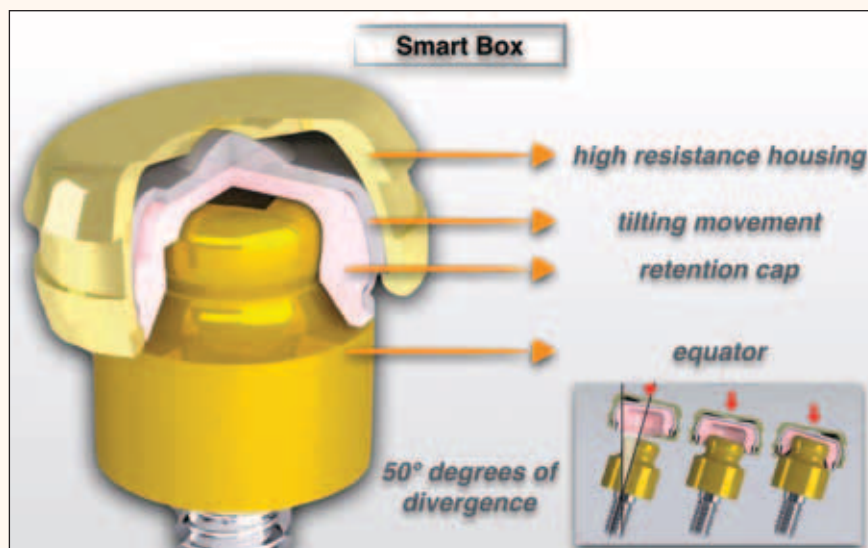
DR. ROBERTO SCRASCIA is a dentist master in bone regenerative surgery and a prosthodontist. He is the author of numerous publications in Italy and internationally. He can be contacted at Roberto.scrascia@gmail.com.

By Dr. Roberto Scrascia

In the implant prosthetic rehabilitation with an overdenture, the choice of the retentive systems is a crucial moment; it is fundamental to carefully analyze and evaluate the options pro-

vided by the market in order to avoid problems that may occur at an early stage or during the treatment.

Before the Smart Box (Rhein83, Italy), there was little chance to use the good performances of the OT Equator when severe divergences of the implants is required because of the amount of



The Smart Box inner-tilting mechanism enables clinicians to use the OT Equator's small-size benefits even with patients with jaw bone loss. Rhein83 manufactures both products and describes the OT Equator as 'the smallest implant attachment on the market.'

Image/Provided by Dr. Roberto Scrascia

AD

OT EQUATOR

INNOVATIVE DESIGN AND FUNCTIONALITY ON YOUR IMPLANT
The Smallest Dimensional Titanium Abutment in the Market

STAINLESS STEEL HOUSING
2,1mm HEIGHT
4,4mm DIAMETER

RETENTIVE NYLONCAP
SHOCK ABSORBING FUNCTIONALITY

TIN COATED TITANIUM
1600 VICKERS HARDNESS

OT EQUATOR THREAD
COMPATIBLE TO ALL IMPLANT PLATFORMS

RETENTIVE CAPS LINE

ELASTICITY AND MECHANICAL RETENTION TO ENSURE A SUPERIOR FUNCTIONALITY FOR THE PROSTHESIS

METAL HOUSING

STRONG RETENTION

STANDARD RETENTION

SOFT RETENTION

EXTRA SOFT RETENTION

THE OT EQUATOR ATTACHMENTS ARE AVAILABLE FOR THE MAJOR IMPLANT BRANDS. UPON REQUEST WE CAN CUSTOMIZE THEM FOR ANY KIND OF IMPLANTS. WHEN ORDERING, PLEASE ALWAYS INDICATE: IMPLANT BRAND, IMPLANT DIAMETER AND CUFF HEIGHT. CUFF AVAILABLE UP TO 7mm.

RHEIN83

Via E. Zago 10/abc 40128 Bologna (Italy) Tel. +39 051244510
www.rhein83.com • info@rhein83.com

available bone after resorption in elderly patients' jaws.

In situations like these, a low-profile attachment is often the preferable solution, because it provides a good stability and all the space for an esthetic denture.

Thanks to this innovative and original mechanism, we can extend the limit of usability of the OT Equator attachment without losing any of its performances and its qualities. The Smart Box with the tilting mechanism enables and facilitates the smooth insertion of the prosthesis, a positive feature of the OT Equator.

Smart Box is a new product that provides us a good opportunity to enhance the solutions to be proposed to the patient in our everyday work.

Learn more about Rhein83

The Smart Box is from Rhein83, which has specialized in dental-attachment production for more than 30 years.

Rhein83 created the Smart Box to be used with its OT Equator, which the company describes as the smallest implant attachment on the market, in cases of extreme divergencies between the implants.

An inner tilting mechanism enables a passive insertion with divergent implants up to 50 degrees.

For more information you can visit www.rhein83.com or email the company at marketing@rhein83.it.

To learn more about Rhein83 in the United States, contact the company at info@rhein83usa.it or (877) 778-8383.

You can visit the company online at www.rhein83usa.com to learn more about all of its products and services.

(Source: Rhein83)

Tell us what you think!

Is there a topic you would like to see articles about in Dental Tribune U.S.? Let us know by e-mailing us at feedback@dental-tribune.com. We look forward to hearing from you!

To make any changes to your subscription, email c.maragh@dental-tribune.com and specify the publication. Subscription changes can take up to six weeks to process.

Anesthesia-free and drill-free deep decay removal

By Dr. Robert Feudo

YDC
BOOTH
NO. 2017

Applications and research on lasers in dentistry continue to expand, yet the Solea® dental laser (Convergent Dental) is the first and currently the only laser system that can cut any tissue with a single setting. The one-setting-fits-all approach works for tooth structure, bone and soft tissue, enabling any dentist to reliably deliver anesthesia-free, blood-free, suture-free and pain-free results.

The following case shows just how safely and easily caries disease, specifically a deep-decay situation, can be removed by dentists using Solea — and the esthetically pleasing results that follow. Solea's revolutionary software is so easy to use that any dentist can become a laser dentist while providing the patient a more pleasant experience.

Case presentation

The patient presented with recurrent subgingival buccal decay on tooth #18 and #19 (B) (Fig. 1). The clinical objective was to completely remove the caries and then restore the teeth. The total procedure was completed in approximately 10 minutes and did not require any injectable anesthetic.

For the first step of the procedure, the enamel needed to be cut to access the de-

DR. ROBERT FEUDO maintains a state-of-the-art dental facility on the North Shore of Boston in Danvers, Mass. He holds a BS in biology from Suffolk University and received his DMD from the Tufts School of Dental Medicine. Feudo is a member of the American Dental Association and the Massachusetts Dental Association.

cay. This procedure was performed using the "Hard and Soft Tissue" setting and was adjusted to 100 percent mist to effectively penetrate the enamel. For soft tissue, a reduced mist setting would be applied for appropriate coagulation.

To prepare the enamel as well as the patient, it's recommended to outline the prep at approximately 10–20 percent power and observe the patient and the analgesic effect. Simply apply pressure to the foot pedal to increase or lessen the laser power.

Once the enamel was outlined, a 1.25 mm spot size was chosen and a cutting speed of between 40–60 percent was used to smoothly and gently break through the enamel. With Solea, the learning curve is minimal; maneuvering the handpiece back and forth is all it takes for a clean and efficient cut.

Once the proper amount of enamel was removed, I then removed some soft tissue as well to better access the subgingival decay. I used a 1.00 mm spot size setting and

40–50 percent cutting speed along with 100 percent water mist. I did not need to adjust the water and usually don't unless the area is extremely inflamed.

The dentin was now exposed, and I was ready to eliminate the deep decay (Fig. 2). For the decay removal in the dentin, the same 1.00 mm spot size was chosen with a cutting speed between 30–40 percent. The decay was then thoroughly and easily removed using the laser by applying a gentle gliding back-and-forth motion of the handpiece. Both teeth were then ready for restorative work using only the Solea and a spoon excavator.

The teeth were then restored using Ultra-Etch® (Ultradent), Adhese® Universal (Ivoclar Vivadent) and Filtek™ Supreme Ultra Universal Restorative A3B (3m). The total procedure, from start to finish, was a mere 10 minutes (Fig. 3).

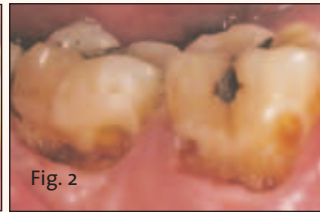
Benefits of Solea

Solea has drastically changed the way I

practice dentistry. This is just one of many cases that I've completed using this truly revolutionary laser. Using Solea has provided my practice substantial surges in production and workflow efficiency, and, moreover, patient compliance has dramatically increased.

Procedure time was reduced from typically 40 minutes compared with a mere 10 minutes with Solea to complete the case. Productivity was increased in several ways. Because the patient did not require any anesthetic, a significant amount of time was saved. If I were to use traditional instrumentation, there would have been at least one injection given and then time spent waiting for anesthetic to set in. In addition, the occlusion was accurately checked with the patient at the completion time of the procedure — potentially avoiding a follow-up appointment for a bite adjustment. Eliminating the anesthetic process also allows the ability to perform multi-quadrant dentistry in the same appointment.

Photos/Provided by Dr. Robert Feudo



AD



Focus. *Fast.* Forward.

January 25 - 29, 2017 | Exhibits: January 26 - 28, 2017
Boston Convention & Exhibition Center
yankeedental.com | 877.515.9071

CONNECT WITH US  

SPEAKER SNEAK PEEK

 <div>Alan Atlas, DMD Restorative</div>	 <div>Jennifer de St. Georges Practice Management</div>	 <div>Connie Podesta Practice Management</div>
 <div>Frederic Barnett, DMD Endodontics</div>	 <div>John Kalmar, DMD, PhD Oral Cancer</div>	 <div>Jamison Spencer, DMD Sleep Apnea</div>
 <div>John Flucke, DDS Technology</div>	 <div>Tieraona Low Dog, MD General Health</div>	 <div>John Svirsky, DDS Oral Pathology</div>

ADA Members **SAVE** on Registration and Courses with **FLEX PASS**, **ALL-ACCESS**, and **VALUE PASS**!

Presented by the MASSACHUSETTS DENTAL SOCIETY in cooperation with the Dental Societies of Connecticut, Maine, New Hampshire, Rhode Island, and Vermont

Digital impression advantages with Glidewell Labs



Save \$20 per unit off the list price of BruxZir® or IPS e.max®

When you transmit a digital impression for a model-less restoration, we deduct the cost of the model and die work. BruxZir Solid Zirconia and IPS e.max restorations made via digital impressions will cost you only **\$79 per unit** instead of \$99. You'll also pay only **\$259 per unit**, instead of \$299, for model-less Inclusive® Custom Abutments or BruxZir screw-retained implant crowns.

No inbound impression shipping cost and quicker case turnaround

Your case is emailed so you save on the cost of inbound shipping (\$7). Plus, your BruxZir Full-Strength, BruxZir Anterior, or IPS e.max restoration can be fabricated and shipped back to your office in as little as two days in lab. Inclusive Custom Abutments and BruxZir screw-retained implant crowns can be fabricated and shipped in only three days.†

Model-free crowns made from digital impressions have higher clinical success rates compared to model-based crowns made from conventional impressions*

- 40%** reduction in crown remakes due to margin issues
- 33%** reduction in crown remakes due to fit issues
- 27%** reduction in crown complaints for high occlusion



Send us your next digital impression and put these advantages to work in your practice!

*Data based on 12,000 BruxZir model-less single posterior crowns manufactured digitally from August 1, 2015 to January 19, 2016.

†Projected shipping return date for your case should be verified with a Glidewell Laboratories representative. IPS e.max is a registered trademark of Ivoclar Vivadent.

For more information
888-786-2177
 glidewelldental.com

GLIDEWELL LABORATORIES
Premium Products - Outstanding Value

IMPLANT TRIBUNE

— The World's Dental Implant Newspaper • U.S. Edition —

JANUARY 2017 — Vol. 12, No. 1

www.dental-tribune.com



Orlando will be the site of the Academy of Osseointegration 2017 Annual Meeting. Photo/Provided by Visit Orlando, www.visitorlando.com

Multidisciplinary meeting with AAOMS, AAP and ACP will feature 'new insights and better ideas'

By AO Staff

Registration is now open for the 2017 Annual Meeting of the Academy of Osseointegration (AO). The meeting is being held March 15-18 in Orlando, Fla., and will be a collaboration with the American Association of Oral and Maxillofacial Surgeons (AAOMS), the American Academy of Periodontology (AAP) and the American College of Prosthodontists (ACP). This year's meeting theme is "Good to Great: Making Excellence a Clinical Reality."

Non-members can join AO now to take advantage of all of the benefits of membership, including a significant savings on registration fees. Register by Feb. 27 to take advantage of the advance registration discount.

"There will be an outstanding collection of speakers, from around the world, presenting throughout the meeting," said Dr. Jeffrey Ganeles, 2017 Planning Committee chair. "The committee went out of its way to blend classic powerhouse speakers with emerging talent, to address dozens of important, clinically relevant topics in implant dentistry. Our goal is to provide AO meeting participants with new insights

and better ideas, which they can take back to their practices on Monday morning."

Registration fees for the annual meeting include:

- Most scientific sessions (including TEAM Program and Laboratory Technician programs)
- Admission to the corporate forums and exhibit hall
- Thursday's welcome reception
- Friday's president reception
- Continental breakfasts
- Complimentary lunches and ePosters in the exhibit hall

The opening session is going to address the meeting theme very closely, relative to what clinicians do now vs. 20 years ago. Dr. Jill Helms DDS, PhD, from Stanford University, will present "Beauty, Reconsidered."

The meeting will also feature an innovative session on "The Business of Implant Dentistry." Moderated by Bill Ryan, it will look at various practice delivery systems.

Dr. Ole Jensen will be moderating a session highlighting developments that have occurred since the AO Sinus Consensus Conference. This session will feature Alan Herford, Craig Misch, Paul Fugazzotto and Eric Dierks.

The closing session will focus on the

"team approach" to the treatment of various clinical problems. Several international teams will be presenting.

The regional focus in 2017 will be Latin America. Latin American speakers are included throughout the 2017 program to give meeting attendees a unique insight into the practice of implant dentistry in this region. Simultaneous translation in Spanish and Portuguese will be offered for the sessions held in the main meeting rooms.

Follow AO on Facebook, Twitter and LinkedIn using #AOOrlando to stay up-to-date on the event news. For registration, program and travel details, visit <http://meetings.osseo.org/>.

About the Academy of Osseointegration

With 6,000 members in 70 countries around the world, the AO is recognized as a premier international association for professionals interested in implant dentistry. AO serves as a nexus where specialists and generalists can come together to evaluate emerging research, technology and techniques; share the best information; and coordinate optimal patient care using timely, evidence-based science and methods.



Dr. Carl Misch

Industry loses implant pioneer

By Sierra Rendon, Implant Tribune

Dr. Carl Misch, co-founder of BioHorizons and founder of the Misch Institute, passed away on Jan. 3.

Misch was a renowned American prosthodontist and was recognized internationally for his clinical and academic contributions to the field of implant dentistry.

Misch maintained a private practice restricted to implant surgery (bone grafting and implant placement) and related prosthetics for more than 30 years. He previously practiced in Beverly Hills, Mich.

One of his colleagues, general dentist Gregori Kurtzman, tells this story of Misch:

"Years ago, I had to introduce him at an ICOI (International Congress of Oral Implantologists) meeting at the main podium. We had known each other for a number of years, and I called him to ask what he wanted me to say in the intro," Kurtzman recalled. "He tells me once he had 45 minutes to speak and the guy introducing him read his entire CV, which took 20 minutes, leaving Carl with only half the allotted time."

"So I get up at the podium and say, 'Our next speaker is an unknown, but we figured we would give him a shot at speaking, so let me introduce Carl Misch.' It did get some laughs."

In 1973, Misch graduated magna cum laude from the University of Detroit Dental School. He received

► See MISCH, page B2