

# IMPLANT TRIBUNE

— The World's Dental Implant Newspaper • U.S. Edition —

OCTOBER 2015 — Vol. 10, No. 10

www.dental-tribune.com

## AAID's annual conference blends classic, cutting edge

*Planners say what attendees learn in Vegas should not stay in Vegas but head back to the practice with them*

By Max Moses  
AAID Communications Director

The science of implant dentistry sees improvements and innovation every day. The American Academy of Implant Dentistry's 64th Annual Educational Conference at Caesars Palace in Las Vegas, from Oct. 21-24, blends the classic with tomorrow's innovations.

Attendees have the opportunity to earn as many as 20 hours of continuing education credit focused on implant dentistry. The theme of the conference, "Where Classic Principles Support Cutting-Edge Implant Dentistry," serves as a reminder of the groundwork laid more than 60 years ago by dental implant pioneers. Caesars Palace serves as an ideal Las Vegas backdrop to fit the classic educational theme of the conference.

More than 1,000 implant dentistry professionals will hear from Dr. Carl Misch, one of those pioneers in implant dentistry, as he delivers one of the keynote addresses on Thursday afternoon, Oct. 22. Back by popular demand is Dr. Daniel Alam, who was the leading microsurgeon on the first face transplant performed in the United States. Alam brought the audience to its feet at the 2010 AAID Annual Conference. This year, he will inspire attendees with his presentation on "Face Transplantation: Past, Present, Future," as the closing keynote speaker of the conference.

During the three and one-half days, world-renowned clinicians will review time-honored dental implant techniques and explore cutting-edge dental implants. They will evaluate the latest concepts in dental implant treatment planning and rethink the science and practice of implant dentistry.


"The AAID is known for 'providing practical education for the practicing implant dentist.' Not only is that found in the di-



Caesars Palace will provide the backdrop for the AAID 64th Annual Education Conference from Oct. 21-24. Photos/Provided by AAID and [www.freeimages.com](http://www.freeimages.com)



Dr. John  
Da Silva



Dr. Daniel  
Alam



Dr. Carl  
Misch

dactic and hands-on sessions but through the interaction of peers in the halls and at the social events during our conference," said Dr. John Da Silva, president of the AAID.

"What happens in Vegas at the AAID Annual Educational Conference is not intended to stay in Vegas. Bring it home and put it to use immediately in your practice," he added.

In addition to main podium presentations, attendees can choose from 16 hands-on workshops as well as 16 didactic seminars. Two days of team-oriented training are also offered.

A post-conference, full-day course on advanced soft- and hard-tissue grafting will be offered. This course includes hands-on experience on cadaver heads.

Next year's AAID Annual Educational Conference will be held in New Orleans from Oct. 26-29.

Established in 1951, the AAID is the only dental implant organization that offers credentials recognized by federal and state courts as bona fide. Its membership, which exceeds 5,000, includes general dentists, oral surgeons, periodontists and prosthodontists from across the United States and 40 other countries.

The academy is known worldwide for its credentialing program in implant dentistry. The rigorous requirements, coupled with AAID's commitment to educate patients about implant dentistry and the importance of using a knowledgeable, experienced and trained implant dentist, such as an AAID credentialed member, sets the academy apart. More information about AAID's consumer outreach can be found at [www.aaid-implant.org](http://www.aaid-implant.org). Information about educational offerings, valuable member benefits, credentialing program and other offerings from the AAID can be found online at [www.aaid.com](http://www.aaid.com).





A look at surgical implant placement by recent participants of the live patient surgical courses provided by the California Implant Institute. Photos/Provided by California Implant Institute

# California Implant Institute presents live patient surgical courses in Mexico

By California Implant Institute Staff

**T**he California Implant Institute is pleased to present five-day, Level I and Level II comprehensive live patient surgical externship courses in Baja California, Mexico, this year.

## Level I course

Attendees of the Level I course will implement step-by-step implant surgical protocols on live patients under the supervision of Louie Al-Faraje, DDS, and additional faculty.

The five-day course will include eight hours of lectures on diagnosis and treatment planning of implant cases (around two hours each morning). Each attendee will place 10-15 implants and assist with multiple implants on live patients.

Course participants will increase their knowledge and skill in the areas of flap design, alveoplasty, implant placement, bone grafting and suturing techniques. Upon completion of the externship, attendees will have smoother transition from the classroom to surgically placing implants in their own offices.

All patients are carefully selected by the California Implant Institute faculty, and CT scans are provided for all patients. During the most recent program, 15 participants placed more than 170 implants, including immediate and

computer-guided placements, and performed multiple bone-grafting procedures.

## Level II course

Attendees of the Level II course will increase their knowledge and skill level in the areas of advanced implant surgical techniques, including lateral-window sinus lifting, maxillary and mandibular ridge expansions, CT graft and block grafting. Level II participants will work also with Piezotome and CO2 laser units, which are available at each Level II working station. Attendees will add advanced implant-related surgical procedures to their practice.

## Upcoming courses

The live patient surgical externship in Mexico is provided four times a year. Each of the Level I and Level II programs offer 40 C.E. credits. Complete information on the externship, including tuition, testimonials, staff bios, accommodations and location, can be found at [www.implanteducation.net](http://www.implanteducation.net), by calling (858) 496-0574 or by e-mail at [info@implanteducation.net](mailto:info@implanteducation.net).

## Academic director

Dr. Al-Faraje is a private practitioner as well as the founder and director of the California Implant Institute, which conducts a one-year fellowship program in implant dentistry. He is a fellow of the American Academy of Implant Dentist-



Dr. Louie Al-Faraje is founder and director of the California Implant Institute.

ry and a diplomate of the International Congress of Oral Implantologists and the American Board of Oral Implantology.

## IMPLANT TRIBUNE

### PUBLISHER & CHAIRMAN

Torsten Oemus [t.oemus@dental-tribune.com](mailto:t.oemus@dental-tribune.com)

### PRESIDENT/CHIEF EXECUTIVE OFFICER

Eric Seid [e.seid@dental-tribune.com](mailto:e.seid@dental-tribune.com)

### GROUP EDITOR

Kristine Colker [k.colker@dental-tribune.com](mailto:k.colker@dental-tribune.com)

### MANAGING EDITOR IMPLANT TRIBUNE

Sierra Rendon [s.rendon@dental-tribune.com](mailto:s.rendon@dental-tribune.com)

### MANAGING EDITOR

Fred Michmershuizen  
[fmichmershuizen@dental-tribune.com](mailto:fmichmershuizen@dental-tribune.com)

### MANAGING EDITOR

Robert Selleck, [r.selleck@dental-tribune.com](mailto:r.selleck@dental-tribune.com)

### PRODUCT/ACCOUNT MANAGER

Humberto Estrada  
[h.estrada@dental-tribune.com](mailto:h.estrada@dental-tribune.com)

### PRODUCT/ACCOUNT MANAGER

Will Kenyon  
[w.kenyon@dental-tribune.com](mailto:w.kenyon@dental-tribune.com)

### PRODUCT/ACCOUNT MANAGER

Maria Kaiser  
[m.kaiser@dental-tribune.com](mailto:m.kaiser@dental-tribune.com)

### BUSINESS DEVELOPMENT MANAGER

Travis Gittens  
[t.gittens@dental-tribune.com](mailto:t.gittens@dental-tribune.com)

### EDUCATION DIRECTOR

Christiane Ferret [c.ferret@dstudyclub.com](mailto:c.ferret@dstudyclub.com)

Tribune America, LLC  
116 West 23rd Street, Suite 500  
New York, NY 10011  
Phone (212) 244-7181  
Fax (212) 244-7185

Published by Tribune America  
© 2015 Tribune America, LLC  
All rights reserved.

Tribune America strives to maintain the utmost accuracy in its news and clinical reports. If you find a factual error or content that requires clarification, please contact Managing Editor Sierra Rendon at [s.rendon@dental-tribune.com](mailto:s.rendon@dental-tribune.com).

Tribune America cannot assume responsibility for the validity of product claims or for typographical errors. The publisher also does not assume responsibility for product names or statements made by advertisers. Opinions expressed by authors are their own and may not reflect those of Tribune America.

### EDITORIAL BOARD

Dr. Pankaj Singh  
Dr. Bernard Touati  
Dr. Jack T. Krauser  
Dr. Andre Saadoun  
Dr. Gary Henkel  
Dr. Doug Deporter  
Dr. Michael Norton  
Dr. Ken Serota  
Dr. Axel Zoellner  
Dr. Glen Liddelow  
Dr. Marius Steigmann

## Corrections

Implant Tribune strives to maintain the utmost accuracy in its news and clinical reports. If you find a factual error or content that requires clarification, please report the details to Managing Editor Sierra Rendon at [s.rendon@dental-tribune.com](mailto:s.rendon@dental-tribune.com).

## Tell us what you think!

Do you have general comments or critique you would like to share? Is there a particular topic you would like to see featured in Implant Tribune? Let us know by e-mailing [feedback@dental-tribune.com](mailto:feedback@dental-tribune.com). We look forward to hearing from you! If you would like to make any change to your subscription (name, address or to opt out), please send an e-mail to [c.maragh@dental-tribune.com](mailto:c.maragh@dental-tribune.com) and be sure to include which publication you are referring to. Also, please note that subscription changes can take up to six weeks to process.





# MASTER OF ORAL IMPLANTOLOGY PROGRAM

📍 San Diego, CA

📅 One-year and two-year tracks available

## Curriculum

- Over 60 days of academic in-class learning.
- Hands-on training on human cadaver specimens.
- Hands-on LIVE patient training: Perform over 30 surgical implant placements and up to 20 bone-grafting procedures on LIVE patients. All patients provided by the California Implant Institute. In addition, you will assist with just as many cases for more exposure.
- Hands-on All-on-Four® training, including the restorative phase, on LIVE patients.
- Hands-on computer-guided implant surgery on LIVE patients.
- Hands-on advanced implant prosthodontics training.
- Oral sedation certification training.
- Research module with academic assignments.

## Overview

The Master of Oral Implantology Program at CII is designed for general dentists as well as specialists in the fields of prosthodontics, periodontics, and endodontics who have no prior experience in Oral Implantology or have already taken the first step toward training but now would like to develop more practical skills and scientific knowledge in order to provide safe, appropriate, and efficient treatments. Participants will benefit from lecture, hands-on cadaver, and live-patient courses while growing through interaction with our international faculty, guest lecturers, and fellow students.

This graduate program consists of 6 modules: Didactic/lecture module, Hands-on cadaver training module, Surgical live-patient training module, Implant prosthodontics module, Oral sedation certification training module, and a Research module. Please visit our website for curriculum details, schedule, and dates.

One-year and Two-year tracks available.



**CALIFORNIA  
IMPLANT  
INSTITUTE**

## Faculty Members



### Louie Al-Faraje, DDS

Diplomate, American Board of Oral Implantology  
Academic Chairman, California Implant Institute



### James L. Rutkowski, DMD, PhD

Diplomate, American Board of Oral Implantology  
Past President, American Board of Oral Implantology (2009)



### Saj Jivraj, DDS, MSc

Former Section Chair for Fixed Prosthodontics and Operative Dentistry, University of Southern California (USC)



### Mamaly Reshad, DDS, MSc

Former Section Chair for Fixed Prosthodontics and Operative Dentistry, University of Southern California (USC)



### Christopher A. Church, MD

Diplomate, American Board of Otolaryngology  
Director, Loma Linda University Sinus and Allergy Center  
Associate Professor, Department of Otolaryngology – Head and Neck Surgery, Loma Linda University School of Medicine



### Patrick Palacci, DDS

Head of Brånemark Osseointegration Center in Marseille, France



**ADA CERP®** | Continuing Education Recognition Program

[www.implanteducation.net](http://www.implanteducation.net)  
[info@implanteducation.net](mailto:info@implanteducation.net)  
T +1 858 496 0574



# AO continues to expand global reach



AO's Japan Chapter Charter recently held its inaugural International Forum in Tokyo.

Photo/Provided by AO

By AO Staff

The Academy of Osseointegration (AO)'s Japan Chapter Charter recently held its inaugural scientific meeting at the Tokyo International Forum in Tokyo. More than 300 delegates representing implant associations from all across the country gathered to discuss the theme "The Science of Implants and Associated Biology" and learn from an international lineup of speakers.

Dr. Takashi Sumi, Ichinomiya-City, Aichi, Japan, the AO Japan ambassador, organized the one-day scientific pro-

gram, which exemplified the successful network AO is creating internationally through its Charter Chapter initiative. For more information about AO's Global Outreach, including how to start a charter chapter, visit [www.osseo.org/CharterChapters.html](http://www.osseo.org/CharterChapters.html).

"The quality of all the presentations was outstanding, with sound scientific basis, relevant clinical applications and a very high quality of clinical cases and photography," said Dr. Stephen Jacobs, Glasgow, Scotland, vice chair, AO Global Program Development Committee. "It was inspiring to see so many clinicians gathered together between AO's Annual International Meetings to continue learning and growing together."

The day kicked off with Sumi and Drs. Kenji Takeshita, Tokyo, and Kunihiko Teranishi, Tokyo, addressing the delegates, welcoming them to the meeting and explaining the philosophy and purpose of the Charter Chapter initiative.

AO President Dr. Russell Nishimura, Westlake Village, Calif., then welcomed AO members and non-members alike to the largest academy event ever held outside North America. He urged non-members to join the AO family, benefit from membership and support the growth of the academy into the foremost international dental implant organization in existence.

The morning was given over to the international speakers, with Dr. Michael Norton, London, AO vice president and chair of the Global Program Development Committee, followed by Dr. Jacobs, presenting the first two lectures on immediate implant placement, including options of managing the immediate provisionalization of adjacent anterior teeth.

After a short break, Professor Tara Aghaloo, Los Angeles, AO board member, delivered her lecture on "Alveolar Bone Regeneration and Tissue Engineering." These first three lectures were assisted by simultaneous translation into Japanese.

A traditional Japanese lunch was followed by six short lectures by some of the most prominent Japanese members, in Japanese, with the subject matter including inter-implant soft-tissue management, three-dimensional site development, sinus augmentation and photo functionalization. The speakers were Drs. Takahiro Ogawa, Los Angeles; Hideaki Katsuyama, Yokohama, Japan; Tadakazu Obama, Eiji Funakoshi, Fukuoka, Japan; Yoshinori Nameta, Tokyo; Seiichiro Kinjo, Okinawa, Japan; Akiyoshi Funato, Ishikawa, Japan; and Masana Suzuki.

The meeting closed with Dr. Norton thanking Dr. Sumi and inviting everyone to meet again in San Diego for the AO Annual Meeting in February.

## About the AO

With 6,000 members in 70 countries, the Academy of Osseointegration (AO) is recognized as a premier association for professionals interested in implant dentistry. AO aims to provide a nexus where specialists and generalists can come together to evaluate emerging research, technology and techniques, share best practices and coordinate optimal patient care using evidence-based information.

AD

**AMERICAN ACADEMY OF IMPLANT DENTISTRY**

**ANNUAL EDUCATIONAL CONFERENCE**

*Practical Education for the Practicing Implant Dentist™*

Essential information about:

- Basic sciences of implant dentistry
- Pharmacology of implant dentistry
- Future of dental implants
- Soft tissue management
- Formulas for success
- Management of complications

18 Hours of implant-specific CE

Register by **March 31, 2015** for lowest fee.



Excellence in Implant Education for the 64th Year  
[www.aid.com](http://www.aid.com)

Where Classic Principles Support Cutting-Edge Implant Dentistry

**OCTOBER 21-24, 2015**  
**CAESARS PALACE**  
**LAS VEGAS**  
**NEVADA**



For all major  
implant systems

**ATLANTIS™**

# A stable and comfortable solution for edentulous patients

ATLANTIS™ Conus concept



**ATLANTIS Conus concept** allows for friction-fit, non-resilient prosthetic solutions for fully edentulous patients and is designed for optimal chewing function, sense of taste and oral hygiene.



STEPPS™



SIMPLANT™



SYMBIOS™



ANKYLOS™



ATLANTIS™

ASTRA TECH  
IMPLANT SYSTEM  
XIVE™

[www.dentsplyimplants.com](http://www.dentsplyimplants.com)

**DENTSPLY**  
IMPLANTS

DENTSPLY Implants does not warrant any right to its trademarks by use among the products of "DENTSPLY IMPLANTS". All rights reserved.



# OCO Biomedical's proprietary two-step guided surgery kit and system highlighted at AAID

By OCO Biomedical Staff

**O**CO Biomedical, a global leader in world-class dental technology, training and instrumentation, will highlight its guided surgery kit, which features the world's first two-step guided surgery system, at the 64th Annual American Academy of Implant Dentistry Annual Education Conference, to be held Oct. 21 -Oct. 24, at Caesars Palace.

Exhibition hall hours are Thursday, Oct. 22, from 9:30 a.m. to 5 p.m., Friday, Oct. 23, from 9:30 a.m. to 7 p.m. and Saturday, Oct. 24, from 9:30 a.m. to 1 p.m.

The OCO Guided Surgery System is an exclusive and proprietary addition to OCO Biomedical's already extensive product line. According to the company, the system continues to receive positive response in both the domestic and international marketplace as evidenced by increased sales and the incorporation of the system into the majority of treatment-planning software and surgical guide providers' offerings.

"At our AAID exhibit, attendees will be

able to preview and gain initial hands-on experience with our guided surgery kit and system," said Charles Schlesinger, DDS, FICOI, OCO Biomedical chief operating officer and director of clinical affairs.

"The simplicity of OCO's instrumentation and the use of our unique two-drill protocol greatly benefits practitioners by increased accuracy and predictability of implant placement and drastically cuts down the time of actual surgery. The OCO Guided Surgery System will also be showcased at the upcoming OCO Live Surgery Event at the Greater New York Dental Meeting in November."

OCO Biomedical representatives will be on site at booth No. 706 to demonstrate the OCO Guided Surgery Kit and System. In addition, the recently introduced OCO Biomedical 8 mm Engage implant, designed for immediate placement in the molar region, will be on exhibit. It features enhanced packaging and a streamlined delivery system for easier use, according to the company.

OCO Biomedical will also highlight an expanded line of regenerative solutions, which contain allograft, xenograft and alloplastic materials. Along with the ex-



Charles Schlesinger, DDS

pansion in grafting materials, the new OCO line includes a wide variety of collagen, ptfе and suture offerings. Additionally, special AAID attendee discounts will be available.

For further information and to register for the 2016 OCO Biomedical International Dental Implant Symposium, call

## At the AAID

To learn more about the OCO Guided Surgery System and other OCO Biomedical solutions, visit the company at booth No. 706.

OCO Biomedical at (800) 228-0477; visit [www.ocobiomedical.com](http://www.ocobiomedical.com) and stop by OCO Biomedical booth, No. 706, at the AAID Annual Educational Conference.

## About OCO Biomedical

Established in 1977 and headquartered in Albuquerque, N.M., OCO Biomedical, Inc., is a privately-owned dental implant company. In addition to the company's vast network of practitioners using OCO products in the United States, the company has an international network of distributors located in Asia, Central and South America, Europe and the Caribbean. OCO Biomedical is a world leader in creating and supplying patented, brand-name dental implant products, technology and AGD-Pace C.E. accredited education and training in North America.

AD

**MEISINGER's**  
6<sup>th</sup> Annual High Altitude  
Comprehensive Implant Symposium

February 3<sup>rd</sup> - February 6<sup>th</sup> 2016  
Vail, Colorado, USA

Sign Up Today  
Online at  
[www.meisingerusa.com](http://www.meisingerusa.com)  
**\$1,695**

**MEISINGER**  
Bone Management

MEISINGER USA, L.L.C.  
10200 E. Easter Ave. • Centennial • Colorado 80112 • USA  
Phone: +1 (303) 268-5400 • Fax: +1 (303) 268-5407  
info@meisingerusa.com • <http://meisingerusa.com>

*Meisinger* since 1888



VISIT US AT  
AAID BOOTH #515

# Simple & Predictable 10 Years of Clinical Evidence



## Simplicity

Single implant-abutment connection size - each abutment fits all fixture diameters.



## Platform Switching



## Tight Internal Conical Connection



## Optimal Initial Stability



## S.L.A. Surface Treatment

(Sandblasted with Large grits and Acid etched)



over  
**10** years  
Long  
term  
data

10/07/2002  
Preoperative

10/07/2002  
Postoperative

01/30/2003  
Final Prosthesis

12/01/2003  
1 Year

08/30/2006  
3 Years

11/10/2010  
7 Years

03/16/2011  
8 Years

02/04/2013  
10 Years



**Dentium**USA

[www.dentiumusa.com](http://www.dentiumusa.com)  
[info@dentiumusa.com](mailto:info@dentiumusa.com)  
Customer Service Toll Free 877-304-6752



# OsseoSpeed Profile EV: Offering 360-degree bone preservation, even in sloped ridge situations

Photos/Provided by DENTSPLY Implants



When a standard implant is placed level with the lingual bone, the implant neck is exposed buccally, compromising soft-tissue esthetics.



When a standard implant is placed level with the buccal bone, unsupported lingual marginal bone is lost.



OsseoSpeed Profile EV is placed level with both buccal and lingual marginal bone, preserving soft-tissue esthetics and helping reduce the need for bone augmentation.

By DENTSPLY Implants Staff

It is well-documented that crestal bone resorbs after tooth extraction or tooth loss.

Often resorption is pronounced on the buccal side, resulting in a lingual-to-buccal sloped ridge.

This situation occurs even if a standard implant is immediately placed in the extraction socket. Because bone-to-implant support is three-dimensional, it is important to have marginal bone support around the entire implant.

Preserving the buccal and lingual marginal bone in a sloped ridge situation will also positively influence mesial and distal marginal bone levels, which optimizes soft-tissue esthetics.

The OsseoSpeed Profile EV is a unique\* implant specially designed to follow the existing bone in sloped ridge situations, maintaining soft-tissue esthetics and helping to reduce the need for bone augmentation, DENTSPLY asserts.

## Simplicity and accuracy throughout your workflow

The OsseoSpeed Profile EV offers:

- *Flexibility through a wide range of implant options:* Available in straight and conical implant designs, 8–17 mm.

- *Simplicity of a one-position-only\* placement of all indexed components:* The unique one-position-only placement for ATLANTIS patient-specific abutments and indexed prefabricated abutments makes the entire treatment procedure simple and predictable, from implant placement to the connection of the final abutment.

- *Self-guiding\* impression components for an accurate and predictable workflow:* This design provides a time-efficient installation procedure and a predictable workflow between the clinician and dental technician.

- *Supported by a full range of digital solutions:* Digital solutions are available from the planning to the final restoration, offering the possibility of working with a completely digital workflow.

For more information, visit [www.jointheev.com](http://www.jointheev.com).

\* Patent pending

AD

## ICOI WORLD CONGRESS XXXII BERLIN, GERMANY



OCTOBER 15-17, 2015 | Maritim Hotel Berlin

*Evidence Based Innovations in Oral Implantology*

### Main Podium Faculty:

Dr. Ata Anil (Turkey)  
 Dr. Joseph Choukroun (France)  
 Dr. Mariusz Duda (Poland)  
 Dr. Galip Gurel (Turkey)  
 Dr. Fouad Khoury (Germany)  
 Dr. Richard Leesungbok (South Korea)  
 Dr. Pascal Marquardt (Germany)  
 Dr. Jaafar Mouhyi (Morocco)  
 Dr. Ady Palti (Germany)  
 Dr. Yvan Poitras (Canada)  
 Dr. Eric Rompen (Belgium)  
 Dr. Ilia Roussou (Greece)  
 Dr. Gerard Scortecchi (France)  
 Dr. Ralf Smeets (Germany)  
 Dr. Paolo Trisi (Italy)  
 Dr. Konstantinos Valavanis (Greece)



[www.icoiberlin2015.org](http://www.icoiberlin2015.org)

*The Young Implantologists Program  
and Pre-Congress Courses on October 15, 2015*

**ICOI**  
INTERNATIONAL CONGRESS OF  
ORAL IMPLANTOLOGISTS

Co-sponsored by:

**DGOI**  
GERMAN  
SOCIETY  
OF ORAL  
IMPLANTOLOGY

**BDIZ EDI**  
BONNENBERG DENTAL  
IMPLANTOLOGICAL  
ZENTRUM



### Online

To learn more about the OsseoSpeed Profile EV and other DENTSPLY products, visit [www.jointheev.com](http://www.jointheev.com).

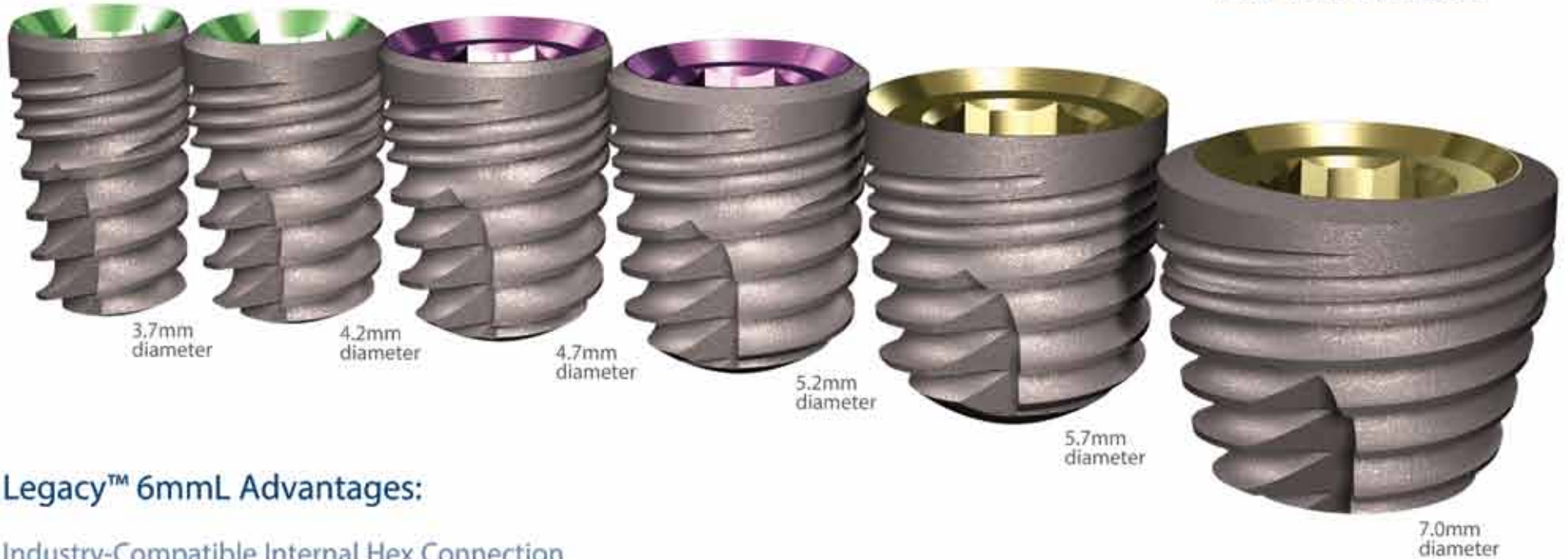


# Legacy™ 6mmL Implants

## Short in Length, Long on Stability



**NEW**  
short abutment options  
now also available



### Legacy™ 6mmL Advantages:

**Industry-Compatible Internal Hex Connection**  
Provides a secure, anti-rotation implant-abutment junction

#### More Choices

Six widths (3.7, 4.2, 4.7, 5.2, 5.7 or 7.0mm)  
Two surface options (SBM or HA)  
Two implant body designs (Legacy2 with 3 long self tapping grooves & greater taper than Legacy3 which also has 2 shorter self tapping grooves)

**Tapered Body with Double-Lead, Self-Tapping Threads**  
Speeds insertion while enhancing initial stability

**Quadruple-Lead Micro-threads**  
Reduces crestal bone loss

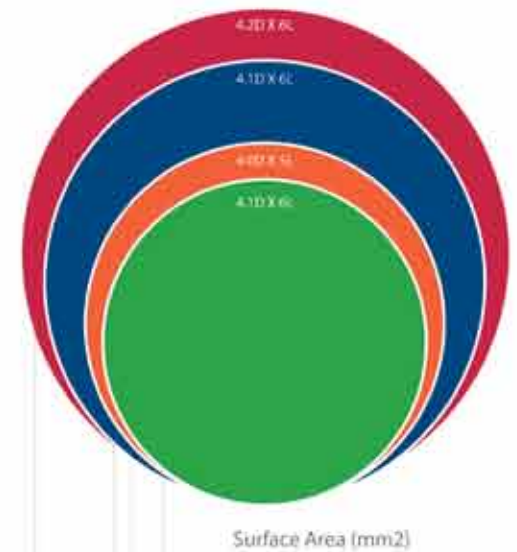
**Greater Surface Area**  
Increases stability and load-bearing capacity

#### All-in-1 Packaging Options

Three Packaging Options - each with Cover Screw and 2mm Healing Collar

- Legacy2:** \$175 Fixture-mount is transfer and can be sectioned for use as temporary abutment
- Legacy3:** \$200 Fixture-mount is transfer and can be sectioned for use as final preparable abutment
- Legacy4:** \$225 2-Piece Fixture-mount is super-accurate transfer and final preparable abutment

Designed for greater surface area



<b>Legacy</b>	103.4mm <sup>2</sup>
<b>SwishPlant™</b>	93.1mm <sup>2</sup>
<b>Bicon®</b>	76.4mm <sup>2</sup>
<b>Straumann®</b>	68.6mm <sup>2</sup>

### Choose Legacy for the Widest Range of Dimensional Options



ADA Annual Meeting #2844

AAID Annual Conference #414