

EMBEZZLEMENT MYTHS BUSTED

Dental fraud guru David Harris says that with dental office embezzlement, 'prevention controls' often aren't the panacea some claim they can be.

► Page 2



2012 JDIQ MEETING PHOTO OVERVIEW

Photos highlight the lectures and exhibit hall at Canada's biggest dental meeting, Journées dentaires internationales du Québec.


► Page 6



EXPERTS VET NEW WEBSITE'S C.E. COURSES

Just-launched one-stop dental community offers study clubs, exhibit hall, 'Networking Café' and courses from the profession's top speakers.

► Page 10



Commentary

Dental specialists in Canada: A true need?

Costs of specialized treatment prompt access-to-care questions

By Eli Raviv, DMD, Certified Prosthodontist, and Kelvin Ian Afrashtehfar, DDS, FADI

Over the years, dental specialties have emerged in faculties of dentistry due to the advancements within specific areas of treatment, and they have been incorporated if not into each university, at least into virtually every province. In Canada the Commission on Dental Accreditation reviews and accredits the following nine dental specialties programs: dental public health; endodontics; oral and maxillofacial surgery; oral medicine and pathology; oral and maxillofacial radiology; orthodontics and dentofacial orthopedics; pediatric dentistry; periodontics; and prosthodontics.

Dental specialists have exceptional training (or, are highly skilled clinically); but with rights come responsibilities. Specialists also need to lead the way by becoming super-ordinate oral physicians. They must identify hundreds of systemic/genetic disorders that manifest in the oral and craniofacial area supporting the relationship between oral and systemic disease. Yet, conversely, in a survey answered by 200 governmental and professional agencies, more than 90 percent believed that dental health is isolated from general health.

The standard of care required of the health professional increases in correlation to how the practitioner holds himself or herself as a specialist — and the riskiness of the procedure.

The generalist, of course, is not deprived of responsibilities. When accepting a patient, a dentist assumes a duty of care that includes the obligation to refer the patient for further professional advice or treatment if it transpires that the task at hand is beyond the dentist's own skills. A patient is entitled to a referral for a second opinion at any time, and the dentist is under an obligation to accede to the request and to do so promptly.

In other words, when a generalist performs procedures that are mostly performed by dental specialists because of complexity or difficulty, the law holds all such practitioners to the standard of care expected of specialists providing similar procedures on a regular basis. Agreement on treatment recommendations appears to be somewhat higher among specialists than among general practitioners, indicating that graduate education may influence the decision-making process. Additionally, multidisciplinary treatment continues to produce extraordinary outcomes.

Therefore, referral to an experienced dental spe-

► See SPECIALISTS, Page 2



Looking back at JDIQ

• The exhibit hall enjoys heavy traffic on the iconic red carpets at the 2012 Journées dentaires internationales du Québec.

Photo/Robert Selleck, Dental Tribune

► See Page 6

PRACTICE MATTERS 2-4

- Don't believe everything you read about embezzlement

MEETINGS 6

- Photos: JDIQ, The largest dental meeting in Canada
- Winter Clinic celebrating 75 years
- Greater New York Dental Meeting features patient demonstrations

INDUSTRY NEWS 8-14

- Hands On Training Institute delivers comprehensive, video-intensive implants training by digital tablet
- xpAPce: Unusually named company has unusually deep talent pool
- Analysis of laser options leads dentist to Sirona SIROLaser Advance
- Posiflex Free Motion Elbow Supports gain growing legions of fans
- NSK designs handpieces as extensions of the human hand
- New sinus-lift instrument uses gentle but effective hydraulic pressure
- Phillips Zoom WhiteSpeed: effective, protective teeth whitening

AD

ONE BOND FOR ALL YOUR ADHESIVE DENTISTRY!

After 5 years of clinical success, its combination of universality and ease-of-use is still unmatched

Futurabond DC

Dual-Cured

- ✓ Direct Restorations
- ✓ Indirect Restorations
- ✓ NO Activator
- ✓ Self-etch
- ✓ Only one coat
- ✓ 35sec start to finish

- ✓ Single Dose Delivery
- ✓ 5 year clinical success
- ✓ NO sensitivity
- ✓ 30 MPa bond strength
- ✓ NO refrigeration

More info and **FREE SAMPLE** at www.voco.com

VOCO

THE DENTALISTS

Call toll-free 1-888-658-2584

Publications Mail Agreement No. 42225022

Don't believe all you read on fraud

By David Harris

A recent Google search for dental embezzlement articles located approximately 30 articles, many written by some of the "stars" of dental consulting.

Most followed a common theme; they offer tips for fraud prevention that include control procedures, each designed to block a specific fraud technique.

While I agree that certain controls and techniques advocated by those authors are good ideas for reasons unrelated to fraud, I categorically disagree with the suggestion that more or different controls will prevent fraud. My attack on this conventional wisdom deserves explanation. While I am sure the authors had good intentions (and, by raising dentists' awareness about fraud clearly have performed a valuable service), I also think most have been caught by something called the Dunning-Kruger Effect, which happens when people who understand the basic elements of an issue become convinced they have a mastery of that issue. Many proponents of the "more controls prevent fraud" principle are either generalist consultants who advise on many areas,

or dentists who are writing about their own (necessarily limited) fraud experience.

Fraud theorists have developed the "fraud triangle" that suggests three ingredients are required for fraud to happen: "pressure" (meaning motive), "opportunity" and "rationalization." Most pundits have correctly recognized the impossibility of controlling people's motivation or preventing rationalization, and therefore conclude that eliminating opportunity is how to prevent fraud. I agree with this analysis on a theoretical level; however, based on my own experience I conclude that many of the writers haven't considered that while their suggestions cause the removal of some opportunity, for this approach to succeed, all opportunity must be eliminated.

My company investigates embezzlement against dentists every day. Involvement with hundreds of embezzlements grants us a perspective that is impossible for the generalists and dabblers to acquire — we are given the chance on many occasions to watch how thieves behave.

The people who steal from dentists share common characteristics — superficially they are usually long-service employees,

exude efficiency and are liked by peers. Looking deeper, we see both a level of intelligence beyond what is required for their position and also a specialized intellect, which I would label "criminal intelligence" — the ability to perceive systems and rules, and to tailor behavior to work within (or around) the rules. Also, embezzlers are driven by powerful motivation, summarized as "need" or "greed." This combination of motivation plus "criminal intelligence" permits embezzlers to triumph over virtually any control system you might implement.

An uncomplicated solo practice has hundreds of possible fraud pathways. Considering each individually, you might be tempted to implement a control that would thwart that specific fraud. For example, the dentist personally making all bank deposits — a procedure advocated in many articles — blocks a specific fraud technique (someone helping themselves to cash or checks intended for deposit). However, making four bank deposits weekly takes considerable time for which the dentist should have better use. Second, this fraud is one rarely seen

► See **EMBEZZLEMENT**, Page 4

◀ SPECIALISTS, Page 1

cialist — who has the clinical skills, the required equipment and the resources — is in the best interest of the patient and ought to be encouraged when suitable. Certain therapies performed by specialists are significantly more successful than when provided by generalists. For example, root canal treatments have a five-year success rate of 98.1 percent when performed by a specialist compared with 89.7 percent when performed by a generalist. For the oral implantology subspecialty, the outcomes of complex procedures diverge predominantly when requiring bone augmentation and management in the aesthetic zone.

When it comes to reviewing numbers, the ratio of growth in the specialties is overwhelmed by growth in general practitioners because some faculties of dentistry limit admission to only two specialists each year; others have only one. Canada has a markedly low ratio of prosthodontists to dentists (1:107) when compared with Nordic countries; but it has a very high number of denturists, or clinical dental technologists. In the United States, with 10 times the population of Canada, there was a projection at one point showing an estimated 294 million hours in unmet prosthodontic services.

A decade ago in Canada, female dentists made up 23 percent of generalists and 14 percent of specialists. The duration of specialty education conflicts with childbearing years and is a potential reason for the specialist gender gap.

Even with this lack of schooling opportunity to fulfill patient needs and meet dentists' demand for graduate education, some specialties have had to be closed because of financial or political issues — more limitation that ultimately must be addressed. To

mention an example, a prestigious McGill prosthodontic program had to be closed more than 20 years ago, leaving the University of Montreal as the only option in Quebec to enter the specialty. Unfortunately, this last program, too, is being shut down for the next coming year. Quebec dental graduate education is left without any option to back up its prosthodontics backbone.

To cover the shortage of specialists in Canada, guidelines for the evaluation, education and registration of dental specialists trained from non-accredited institutions were developed, without sacrificing public protection or weakening self-regulation.

The fact that spending-power limits dental specialty care is true. We are in the presence of difficult financial times that limit patient access to needed treatment. Among patients making a first-time appointment with a specialist, countless numbers will drop out of treatment or go untreated altogether because of high costs, often con-

nected to the expense of new technologies. Most of these treatments are not totally covered by the health insurance.

In response to these challenges, faculties of dentistry created one-year hospital- or university-based training residency programs — and the "advanced general dentist" was born. Results of these programs show that such dentists on average achieve a superior set of skills compared with general dentists and have shown a reduced need to make outside referrals.

Other answers need to be formulated by the individual institutions most influencing the careers of the specialty professionals being accredited. As oral health professionals we must do what is in the patient's best interest. We owe patients for the opportunity they give us to serve them. As a final commentary: The need for dental specialists in our country will not be diminished, but the challenges that limit patient access to their services must be addressed.



ELI RAVIV, DMD, CERTIFIED PROSTHODONTIST, is editor in chief of Dental Tribune Canada. He is the scientific consultant to AB Dental Implants — Canada, based in Montreal. Raviv earned his dental degree from the University of Tel Aviv, Israel, and certificate in prosthodontics from the Hebrew University in Jerusalem. He is an associate professor in the faculty of Dentistry, McGill University, Montreal, and director of prosthodontics and associate director of the department of dentistry, Sir Mortimer B. Davis Jewish General Hospital, Montreal. Raviv has earned numerous awards, including the Julius Michman Prize, London, and first prize for best presentation by the American Academy of Osseointegration, Ordre des Dentistes du Québec, Montreal. For the past 28 years Raviv has been involved in teaching and research in implant dentistry. He is frequently published in local and international peer-reviewed journals.



KELVIN I. AFRASHTEHFAR, DDS, FADI, grew up in Mexico, where he graduated and received postgraduate certification in academic and research methodology. He received a fellowship nomination from the Academy of Dental Facial Esthetics (IAEFE) for his achievements in the cosmetic industry and is a professor for the Mexican Dental Association (ADM). He is a member of the IADR and the International Academy of Science. At FDI World Congress in Mexico, he was awarded Fellow of the Academy of Dentistry International. He is an editorial board member for three international journals of implant dentistry. He appears in the Who's Who Worldwide Dentistry records. Afrashtehfar lectures and publishes on periodontal, restorative and public health matters. He collaborates in some prosthodontics departments in Quebec.

DENTAL TRIBUNE

The World's Dental Newspaper • Canada Edition

PUBLISHER & CHAIRMAN

Torsten Oemus t.oemus@dental-tribune.com

CHIEF OPERATING OFFICER

Eric Seid e.seid@dental-tribune.com

GROUP EDITOR & DESIGNER

Robin Goodman r.goodman@dental-tribune.com

EDITOR IN CHIEF DENTAL TRIBUNE

Dr. Eli Raviv e.raviv@dental-tribune.com

MANAGING EDITOR U.S. AND CANADA EDITIONS

Robert Selleck r.selleck@dental-tribune.com

MANAGING EDITOR

Fred Michmershuizen
f.michmershuizen@dental-tribune.com

MANAGING EDITOR

Sierra Rendon s.rendon@dental-tribune.com

MANAGING EDITOR SHOW DAILIES

Kristine Colker k.colker@dental-tribune.com

PRODUCT & ACCOUNT MANAGER

Will Kenyon w.kenyon@dental-tribune.com

MARKETING DIRECTOR

Anna Wlodarczyk
a.wlodarczyk@dental-tribune.com

SALES & MARKETING ASSISTANT

Nirmala Singh n.singh@dental-tribune.com

C.E. MANAGER

Christiane Ferret c.ferret@dtstudyclub.com

Dental Tribune America, LLC

Phone (212) 244-7181

Fax (212) 244-7185

Published by Dental Tribune America

© 2012 Dental Tribune America, LLC

All rights reserved.

Dental Tribune strives to maintain the utmost accuracy in its news and clinical reports. If you find a factual error or content that requires clarification, please contact Managing Editor Robert Selleck at r.selleck@dental-tribune.com. Dental Tribune cannot assume responsibility for the validity of product claims or for typographical errors. The publisher also does not assume responsibility for product names or statements made by advertisers. Opinions expressed by authors are their own and may not reflect those of Dental Tribune America.

EDITORIAL BOARD

Dr. Joel Berg
Dr. L. Stephen Buchanan
Dr. Arnaldo Castellucci
Dr. Gordon Christensen
Dr. Rella Christensen
Dr. William Dickerson
Hugh Doherty
Dr. James Doundoulakis
Dr. David Garber
Dr. Fay Goldstep
Dr. Howard Glazer
Dr. Harold Heymann
Dr. Karl Leinfelder
Dr. Roger Levin
Dr. Carl E. Misch
Dr. Dan Nathanson
Dr. Chester Redhead
Dr. Irwin Smigel
Dr. Jon Suzuki
Dr. Dennis Tartakow
Dr. Dan Ward

Tell us what you think!

Do you have general comments or criticism you would like to share? Is there a particular topic you would like to see articles about in Dental Tribune? Let us know by e-mailing us at feedback@dental-tribune.com. We look forward to hearing from you! If you would like to make any change to your subscription (name, address or to opt out) please send us an e-mail at database@dental-tribune.com and be sure to include which publication you are referring to. Also, please note that subscription changes can take up to six weeks to process.



The Ultimate Sonicare Power Toothbrush

New Philips Sonicare DiamondClean — the ultimate clean for ultimate results.

Help your patients experience the difference of Sonicare technology. It will be love at first brush.

- Removes up to five times more plaque than a manual toothbrush after four weeks of use¹
- Powerful yet gentle dynamic cleaning action helps improve gum health in just two weeks²
- Clinically proven to whiten teeth in just one week³

Experience Philips Sonicare for yourself — call 1-800-278-8282 or go to philipsoralhealthcare.com



Be part of your community — join one of our Facebook groups just for dental professionals. www.sonicare.com/facebookDP

1. DeLaurenti M, et al. An Evaluation of Two Toothbrushes on Plaque and Gingivitis. Journal of Dental Research. 2012, 91(Special Issue B):522.
2. Milleman K, Milleman J, Putt M, et al. Comparison of gingivitis reduction and plaque removal by Sonicare DiamondClean and a manual toothbrush. Data on file, 2011.
3. Colgan P, DeLaurenti M, Johnson M, Jenkins W, Strate J. Evaluation of stain removal by Philips Sonicare DiamondClean power toothbrush and manual toothbrushes. Data on file, 2010.

PHILIPS
sonicare

sense and simplicity

• EMBEZZLEMENT, Page 2

in practice (presumably because it leaves an obvious discrepancy when bank deposits don't match daysheets). But this control procedure is visible to the thief, who, driven by the powerful forces I mentioned, will not simply surrender. Instead, the thief will develop an alternative way to steal that will circumvent the dentist's control efforts.

There is probably a control that would defeat any alternative fraud method selected, but this will simply prompt further adaptation. Since every control costs time, money or productivity, to implement procedures to block every known fraud modality would grind every dental office to a halt. I confess

that, for most of my 20-year plus investigative career, I, too, believed in controls. My epiphany happened about five years ago when reviewing an investigation with one of my senior investigators. He had examined several years of transactions when he noticed something interesting: There was a point when the dentist (not realizing at the time that he was being embezzled) made some procedure changes in the office, including a new requirement that the dentist personally authorize all write-offs. The change eliminated the thief's favorite method of stealing: writing off balances she collected and pocketed.

What became clear to us was that, when the dentist decided that he needed to con-

trol write-offs, the embezzler varied her scheme and, within days, was happily stealing again. Subsequently, we have seen this pattern repeated frequently — a dentist, either with concerns about fraud or simply unhappy with some aspect of their practice, would change some aspect of their practice, which is followed by a quick adaptation by the thief.

There are other pieces of evidence supporting the uselessness of controls in prevention. Published statistics suggest that over half of dentists will be fraud victims in their careers. Surely, with so much information about control systems available to dentists, if those systems worked, the incidence of embezzlement should be much lower.

I should also mention that the embezzlement probability has remained fairly constant over time, notwithstanding ongoing improvements in the security features in practice management software.

Also, the American Dental Association performed an extensive embezzlement survey in 2007. One question asked was how embezzlement was discovered. Less than 20 percent of fraud was uncovered by what I consider to be planned operation of the dentist's control system (including discovery by the dentist's accountants). More than 80 percent was discovered by accidental means, such as employees being fired for other reasons and their replacements finding fraud, or from patient complaints about billing irregularities, pointing again to the uselessness of fraud controls.

Please don't misunderstand — I'm not suggesting that controls are inherently bad, or that your office should abandon existing controls; many of which serve other important purposes. For example, checking your daysheet is worthwhile because it catches (potentially expensive) clerical errors. It probably won't find fraud because the thief will be aware of your attention to daysheets, and will employ tactics that bypass your daysheet. At this point I expect you want to know how I recommend dealing with the fraud epidemic afflicting dentists.

The solution is remarkably simple. Even with the plethora of fraud opportunities, fortunately the behavior of thieves is incredibly consistent. (And I should know, because I have observed many thieves). There are behavioral manifestations of stealing that are virtually universal, readily observable and difficult to hide. Dentists who understand how the behavior of thieves presents itself, and who can periodically consider employees in this light, have an excellent chance of uncovering frauds early.

For example, thieves want to implement their malevolent transactions when alone in the office, so they often frequent the office outside work hours. They also unreasonably resist changes in dental software, banking arrangements or involvement of outside consultants.

We developed a questionnaire designed to assist dentists in identifying telltale behaviors of embezzlers. It can be requested by emailing fraudnews@prosperident.com.

Monitoring employee behavior is the easiest, least expensive and most effective means of protecting yourself against embezzlement, and offers far more return on investment than futile anti-fraud controls; and it's something every practice owner should do.



DAVID HARRIS has had the pleasure of hearing many jail-cell doors slam shut on thieves he has caught. He is president of Prosperident, the only company in North America specialising in the detection and investigation of embezzlements committed

against dentists. He is a member of the Academy of Dental Management Consultants and has been called the "The Dental Fraud Guru." Learn more by visiting www.prosperident.com, or contact Prosperident directly at fraud@prosperident.com, which is monitored both during and after business hours.

AD

What does your future hold?

● **Modern Advances, Techniques and Procedures designed to dramatically enhance the lives of you and your patients!**

Explore your options...

Saint John, NB
October 19 & 20, 2012

Victoria, BC
October 19, 2012

Indianapolis, IN
October 26 & 27, 2012

St. Louis, MO
November 9 & 10, 2012

Dates and Locations subject to change. Please call to confirm dates.

Limited Seating!
Please register early to avoid disappointment

Invest in yourself, your practice and your future by exploring "The Future of Dentistry" with Aurum Ceramic and LVI Global.

Learn, through lecture and discussion:

- Best procedures for diagnosis and treatment planning.
- Exciting options for smile design, restoration selection, preparation, temporization and cementation.
- Improved patient communication.
- Proven new concepts in practice marketing.

Three ways to register:
Email: ce@aurumgroup.com
Phone: 1-800-363-3989
Fax: 1-888-747-1233
www.aurumgroup.com

PRESENTED BY




• Simple

• Powerful

• Safe



PIEZOSURGERY® 3
by mectron

EVERYDAY.

One Device. Many Clinical Applications.

- Atraumatic Extractions,
- Tooth Exposures,
- Crown Lengthening,
- Implant Placement,
- Root Debridement,
- Tori Removal,
- Bone Contouring,
- Periodontal Surgery,
- Crestal Sinus Lift,
- Lateral Sinus Lift,
- Ridge Expansion,
- Bone Block Harvesting,
- Bone Chip Harvesting,
- Retrograde Endodontics,
- Accelerated Orthodontics,
- Dysgnathic Surgery,
- Distraction Osteogenesis,
- Cyst/Tumor Removal

If it doesn't say Mectron, it is not the real Piezosurgery®.

Canada's biggest dental meeting

2012 Journées dentaires internationales du Québec fills lecture rooms, exhibit hall




Marie-Eve Pare gets a Sylc therapeutic prophylaxis treatment from Catherine Brock, RDH, in the Oral Science booth in the exhibit hall. The free treatments let dental professionals confirm for themselves that Sylc can cut cleaning time in half while immediately desensitizing, brightening and restoring natural dentin and enamel.

Photo/Fred Michmershuizen, Dental Tribune



Normand Bach, DMD, MSc, FRCD(C), presents 'Minor Appliances — Major Results.' Photos/Robert Selleck, Dental Tribune



The exhibit hall enjoys large crowds on the final afternoon of the three-day event.



David Gane, DDS, of Carestream Dental presents 'Understanding Cone Beam Computed Tomography' in a Dental Tribune Study Club class in the exhibit hall.

Winter Clinic agenda includes dentistry's best

North America's largest one-day comprehensive dental meeting, Nov. 2, in Toronto features top speakers

The Toronto Academy of Dentistry 75th Annual Winter Clinic, scheduled for Friday, Nov. 2, brings together dental professionals and top speakers from across the globe to explore industry trends, clinical advancements and new products and services. Among the 2012 speakers are Elliot Mechanic, DDS; Bob Lowe, DDS; and, in the field of esthetic dentistry, Jordan Soll, DDS, presenting a live-patient demonstration using the

Lava™ chairside oral scanner wand.

In the field of endodontics, speakers include Martin Trope, DMD, clinical professor in the department of endodontics at the University of Pennsylvania School of Dental Medicine. Trope's topic, "Modern Endodontics: From Theory to Practice," is sponsored by Brasseler Canada. Areas Thorpe covers include: approaches for vital versus necrotic cases; achieving minimal apical size; irrigation pro-

ocols including ultrasonic activation; root filling with bonded systems; and when to refer.

The academy is a resource to the dental profession in the Toronto area, enhancing careers of its members, from four component Toronto dental societies: North, East, Central and West.

(Source: Toronto Academy of Dentistry)



The Metro Toronto Convention Centre South Building is host site for the 75th Annual Toronto Academy of Dentistry Winter Clinic. Photo/Provided by Metro Toronto Convention Centre



Vancouver is host city to the Pacific Dental Conference. Photo/Provided by Pacific Dental Conference. ©Vancouver Aerial

Destination: Pacific Dental Conference

Vancouver, March 7-9

Experience the true flavour of the West Coast and earn C.E. credits at the same time. The PDC has an expert lineup of local, North American and international speakers. With more than 130 presenters, 150 open sessions and 36 hands-on courses covering a variety of topics, there is something for every member of your dental

team. Explore the largest two-day dental trade show in Canada and have the year's first opportunity to see the newest equipment.

The spacious exhibit hall invites attendees to see innovative new techniques demonstrated on the live dentistry stage, and examine products and services from more than 300 exhibiting companies with representatives who are ready to engage attend-

ees in discussions on creating practice solutions. At the conclusion of the conference, you can take a day to relax and revitalize by exploring some of the great tourist attractions in Vancouver. The ocean is just steps from the Vancouver Convention Centre, and the pristine snow-capped mountains offer up choice spring skiing conditions.

(Source: Pacific Dental Conference)



(small)



Use your smartphone to learn more.

Smaller, smarter handpiece technology. Available in Canada.

Japanese engineering is celebrated for making our favorite technologies smaller and perform better. Now, that smaller, smarter technology is available for your practice – with the new S-Max pico handpiece from NSK. It features the world's smallest head* – giving you easier access for hard-to-reach molars and pediatric cases. And, like other NSK electric and air-turbine handpieces, the S-Max pico offers innovative features such as super-slender styling, cellular glass optics, our patented Clean Head technology for enhanced infection control, and a cartridge you can simply replace yourself.

Ask how you can get an S-Max pico in your hands today.

Buy 3 high speed handpieces (Ti-Max X series, S-Max M series or 45° surgical) and **receive 1 FREE** (of equal or lesser value—or choose an **S-Max pico**)

Buy 6 Ti-Max X series or 8 S-Max M series handpieces, receive 1 FREE Care3 Plus maintenance system

Introducing
S-Max **pico**

The world's smallest head.



*Global handpiece market as of 11/2011

To find your distributor:
(888) 675-1675

www.nskdental.us/Canada



KEN HEBEL, BSc, DDS, MS, CERTIFIED PROSTHODONTIST, earned his undergraduate degree at the University of Western Ontario in 1979 and then completed a surgical internship program. He completed the prosthodontic graduate program at the Eastman Dental Center in 1983, along with his master's degree in anatomy. His career in implant dentistry started early, both in the surgical and prosthetic phases of implant therapy. He is a diplomat of the American Board of Oral Implantology/Implant Dentistry, a diplomat of the International Congress of Oral Implantology and a fellow of the American Academy of Implant Dentistry. He is an assistant clinical professor in the Faculty of Dentistry at the University of Western Ontario and consultant to Nobel Biocare. He has provided hundreds of lectures worldwide and is one of the founders of the Hands On Training Institute, started in 1991, where he provides hands-on mini-residency training programs. He continues to maintain a private practice in London, Ontario, where he provides both advanced surgical and prosthetic phases of implant dentistry. Hebel can be reached via the training institute at www.handsontraining.com or info@handsontraining.com or by calling (888) 806-4442.



Lessons learned

MyDentalPad, a comprehensive training resource for implant dentists, is digital-tablet based, but includes four full-colour, glossy, manuals so you need not be distracted by note taking. Photos/ Provided by Hands On Training Institute



Drawing on 25 years of experience teaching dentistry, Hands On Training Institute keeps improving 'sweet spot'

By Ken Hebel, BSc, DDS, MS, Certified Prosthodontist

If asked "What's your key lesson learned after teaching and practicing implant and restorative dentistry these past 25 years," my answer is: "Find the sweet spot in course content and delivery that gives dentists the confidence to go back to their offices and immediately implement what they learned." All the training in the world does dentists no good if they can't go back to their practice and immediately apply what they've learned to improve patient care and grow their practice. The obstacles to effective application are usually:

- A lack of confidence in their ability to apply what they were taught, caused by too much confusion about what they learned.
- The inability to recall what they were taught because of how the information was delivered to them.
- Or, the information was more theoretical than clinical.

At Hands On Training Institute, we knew we hit the sweet spot when more than 95 percent of our graduates were implementing implant dentistry into their practice almost as soon as they got their suitcases unpacked. Some faster than that. How did we build this kind of confidence and ability? Simply put, Reena Gajjar, DDS, and I continuously evolved our training from old-school techniques to embrace what we've distilled as five key observations based on teaching fundamentals.

- 1) *Hands-on training.* Dentists wanting to learn implant training are clinicians. Teach them from a clinician's viewpoint using good, quality information that's relevant to their everyday practice. Implement hands-on modules to build practical skills and confidence.
- 2) *Content structure.* Course content must be structured in a well-organized format that is easy to understand. Making it easy is the hard part.
- 3) *Content delivery.* The way the information is delivered is critical to how the participant learns.
- 4) *Take-home resources.* Long-term content retention in a course is relatively low. Provide comprehensive materials that the dentist can take back to his/her practice as a valuable reference and a continued learning experience.
- 5) *One Instructor.* Having one instructor, rather than multiple instructors, allows for consistency in instruction and philosophy and provides a solid foundation that dentists can later build on.

► See HANDS-ON Page 10

AD

TORONTO ACADEMY OF DENTISTRY

75th ANNUAL WINTER CLINIC

FRIDAY, NOVEMBER 2, 2012

TORONTO CENTRAL DENTAL SOCIETY
TORONTO EAST DENTAL SOCIETY
NORTH TORONTO DENTAL SOCIETY
WEST TORONTO DENTAL SOCIETY

Sirona Imaging... something for everyone!

Our 3D imaging systems, GALILEOS and ORTHOPHOS XG 3D, are a step ahead of the times. Superior diagnostics with minimal dose and a perfect workflow: in just a few minutes, a complete three-dimensional volume is generated. With 3D from Sirona you will encounter new possibilities in implantology.

Truly, something for everyone!



Be a part of our dental community!
www.sirona.com/social

ORTHOPHOS XG 3D^{ready}
the future-oriented model
which can be upgraded
from 2D to 3D



Redefining digital image quality with Sirona Csl sensors.

**ORTHOPHOS XG 3D and
ORTHOPHOS XG 3D Ceph –**
the most popular
X-ray unit in the world.
Now with 3D!

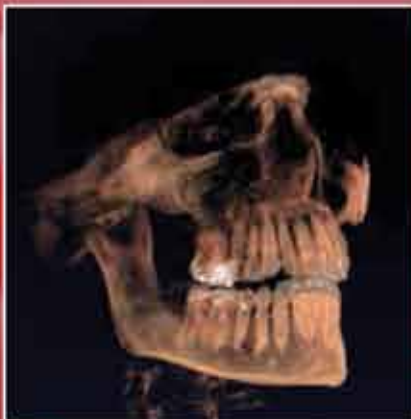


Artifact-free x-ray
in HD quality.

Section from
the 3D scan in HD.



GALILEOS
Larger volumes for
specialists in 2 styles



The Dental Company

sirona