

# IMPLANT TRIBUNE

The World's Dental Implant Newspaper • U.S. Edition

OCTOBER 2013 — Vol. 8, No. 9

www.dental-tribune.com

## Annual meeting to focus on 'Technology and Biology'

The American Academy of Implant Dentistry's 2013 annual education conference is set for Oct. 23–26 in Phoenix at the JW Marriott Desert Ridge Resort.

The AAID's 62nd Annual Meeting, titled "Technology and Biology Converge in the Valley of the Sun," will explore how biology and technology converge to improve the treatment options available to doctors to solve ever more difficult and complex issues for patients.

An International Symposium, titled "International Excellence in Implant Dentistry — The Spanish Connection," complete with simultaneous translation, will lead off the main podium programs.

Four live surgery presentations in the operatory and 19 intensive courses, most with hands-on components, will be offered as well.

The office team can look forward to two intensive days of programming on Thursday and Friday. Clinical and hands-on courses will be included.

One distinction that sets AAID's meetings apart is the opportunity to interact directly with its world-class experts and presenters, according to organizers. You will be able to text your questions during the main podium presentations, and the presenter will be given those questions to answer live, at the end of the program.

The main podium programs feature presentations organized into distinct topic areas and cover timely issues facing the practicing implant dentist. Join 1,000 of your colleagues as you learn from world-class experts.

Topic categories include international excellence in implant dentistry; biology of osseointegration; clinical; technology; regeneration and biologics; and management of clinical dilemmas.

All main podium lectures will take



The AAID's 2013 annual meeting will take place in Phoenix from Oct. 23–26 at the JW Marriott Desert Ridge Resort.

Photo/Provided by JW Marriott Desert Ridge Resort

place in the Grand Saguaro, Ballroom Level.

### Main podium schedule: Wednesday

- 1:30 p.m.: "Tissue Bioengineering in Complex Prosthetic Rehabilitation" by Hector Alvarez-Cantoni, DDS, MSc, PhD
- 2:15 p.m.: "Key Factors on Peri-Implant Marginal Bone Loss" by Pablo Galindo-Moreno, DDS, PhD
- 3:30 p.m.: "Smile Design Incorporating Dental Implants" by Guillermo Bernal, DDS
- 4:45 p.m.: "An Innovative Technique for the Management of the Maxillary First Molar Site with Grafts and Implants" by Cesar Ortiz-Campos, DDS, MScD

### Main podium schedule: Thursday

- 8 a.m.: "Implant Dentists Converge

to Provide Humanitarian Aid" by Steven Hewett, DDS, FAAID, DABOI/ID

- 8:30 a.m.: "Understanding Implant Interface and Bone Physiology in Immediate Extraction Sites" by Mauricio Araujo, DDS, MSC, PhD
- 11 a.m.: "The Immediate Implant Does Not Have to Lose the Buccal Bone" by Arthur Novaes, DDS, MScD, PhD
- 1:30 p.m.: "Implant Placement Adjacent to Natural Teeth: Prosthetic Strategies for Tissue Preservation" by Stephen Chu, DMD, MSD, CDT
- 4 p.m.: "Long-Term Evaluation of Immediately-Loaded Implants in the

Severely Atrophic Maxilla and Mandible" by Paulo Malo, DDS, PhD

### Main podium schedule: Friday

- 8 a.m.: "CAD/CAM Abutment and Framework Fabrication" by Lyndon Cooper, DDS, PhD, and Charles Goodacre, DDS, MSD
- 9 a.m.: "Computer-Assisted Implant Dentistry and Predictable Success" by David Guichet, DDS
- 11 a.m.: "CAD/CAM Fabricated Complete Dentures: Benefits and Clinical

► See AAID, page 2

AD

Dental Tribune America  
116 West 23rd St., Ste. 500  
New York, NY 10011

PRSRFT STD  
U.S. Postage  
PAID  
Ft. Lauderdale, FL  
PERMIT #1117



INFINITE OPPORTUNITIES  
IN IMPLANTOLOGY

AAID • Booth #401  
www.acesurgical.com

see page 3

• AAID, Page 1

Applications” by Charles Goodacre, DDS, MSD

• 1:30 p.m.: “BMP-2-Induced Alveolar Augmentation/Osseointegration: A New Standard?” by Ulf Wikesjö, DDS, DMD, PhD

• 2:15 p.m.: “Scientific Rationale and Practical Clinical Applications of PRP, PRF and Recombinant Growth Factors” by James Rutkowski, DMD, PhD, FAAID, DABOI/ID

• 4 p.m.: “Innovations for Esthetic Implant Surgery with Growth Factors” by Marc Nevins, DMD, MMSc

**Main podium schedule: Saturday**

• 8 a.m.: “Restoratively Driven Implant Complications: Implant Dentistry’s Dirty Little Secret” by Alfonso Piñeyro, DDS

• 9 a.m.: “Peri-implantitis Etiology and

## Free access to dental articles online via AAID and EBSCO

How would you like access to hundreds of dental publications, including full text articles from more than 200 journals?

Members of the American Academy of Implant Dentistry receive free access to EBSCO’s Dentistry and Oral Sciences Source™ database. This is an exclusive arrangement between EBSCO and the AAID.

Go online to [bit.ly/181wUQU](http://bit.ly/181wUQU) or click

the QR code at right to watch a series of short video tutorials demonstrating the features of AAID’s newest member benefit.

To join AAID and start taking advantage of this and numerous other member benefits, visit [www.aaid.com](http://www.aaid.com) or click on the QR code.



[snap.vu/4gjx](http://snap.vu/4gjx)

Treatment — An Evidence-Based Approach” by Hom-Lay Wang, DDS, MS, PhD

• 11 a.m.: “Clinical Realities and Com-

plications of Zirconia-Based Restorations” by Howard Chasolen, DMD, FAAID, DABOI/ID

AD

**AMERICAN ACADEMY OF IMPLANT DENTISTRY**

*Practical Education for the Practicing Implant Dentist™*

**18 hours of implant-specific Continuing Education**

**Learn about:**

- Digital implant dentistry
- Soft tissue management
- Esthetics
- Simplification
- Complications

**Learn from world-class presenters and your colleagues from throughout the world**

**Save \$200**  
*if you register by March 31, 2014*

Excellence in Implant Education for the 63rd Year  
[www.aaid.com](http://www.aaid.com)

# ANNUAL EDUCATIONAL CONFERENCE

## Implant Dentistry More than Magic

**NOV 5-8 2014**

**HYATT REGENCY ORLANDO**  
(formerly The Peabody Orlando)

**ORLANDO FLORIDA**

## IMPLANT TRIBUNE

**PUBLISHER & CHAIRMAN**

Torsten Oemus [t.oemus@dental-tribune.com](mailto:t.oemus@dental-tribune.com)

**PRESIDENT/CHIEF EXECUTIVE OFFICER**

Eric Seid [e.seid@dental-tribune.com](mailto:e.seid@dental-tribune.com)

**GROUP EDITOR**

Kristine Colker [k.colker@dental-tribune.com](mailto:k.colker@dental-tribune.com)

**MANAGING EDITOR IMPLANT TRIBUNE**

Sierra Rendon [s.rendon@dental-tribune.com](mailto:s.rendon@dental-tribune.com)

**MANAGING EDITOR**

Fred Michmershuizen  
[f.michmershuizen@dental-tribune.com](mailto:f.michmershuizen@dental-tribune.com)

**MANAGING EDITOR**

Robert Selleck, [r.selleck@dental-tribune.com](mailto:r.selleck@dental-tribune.com)

**PRODUCT/ACCOUNT MANAGER**

Humberto Estrada [h.estrada@dental-tribune.com](mailto:h.estrada@dental-tribune.com)

**PRODUCT/ACCOUNT MANAGER**

Jan Agostaro [j.agostaro@dental-tribune.com](mailto:j.agostaro@dental-tribune.com)

**PRODUCT/ACCOUNT MANAGER**

Will Kenyon [w.kenyon@dental-tribune.com](mailto:w.kenyon@dental-tribune.com)

**MARKETING DIRECTOR**

Anna Wlodarczyk-Kataoka  
[a.wlodarczyk@dental-tribune.com](mailto:a.wlodarczyk@dental-tribune.com)

**EDUCATION DIRECTOR**

Christiane Ferret [c.ferret@dtstudyclub.com](mailto:c.ferret@dtstudyclub.com)

Tribune America, LLC  
116 West 23rd Street, Suite 500  
New York, NY 10011  
Phone (212) 244-7181  
Fax (212) 244-7185

Published by Tribune America  
© 2013 Tribune America, LLC  
All rights reserved.

Tribune America strives to maintain the utmost accuracy in its news and clinical reports. If you find a factual error or content that requires clarification, please contact Managing Editor Sierra Rendon at [s.rendon@dental-tribune.com](mailto:s.rendon@dental-tribune.com).

Tribune America cannot assume responsibility for the validity of product claims or for typographical errors. The publisher also does not assume responsibility for product names or statements made by advertisers. Opinions expressed by authors are their own and may not reflect those of Tribune America.

**EDITORIAL BOARD**

Dr. Pankaj Singh  
Dr. Bernard Touati  
Dr. Jack T. Krauser  
Dr. Andre Saadoun  
Dr. Gary Henkel  
Dr. Doug Deporter  
Dr. Michael Norton  
Dr. Ken Serota  
Dr. Axel Zoellner  
Dr. Glen Liddelow  
Dr. Marius Steigmann

### Corrections

Implant Tribune strives to maintain the utmost accuracy in its news and clinical reports. If you find a factual error or content that requires clarification, please report the details to Managing Editor Sierra Rendon at [s.rendon@dental-tribune.com](mailto:s.rendon@dental-tribune.com).

### Tell us what you think!

Do you have general comments or critique you would like to share? Is there a particular topic you would like to see featured in Implant Tribune? Let us know by e-mailing [feedback@dentaltribune.com](mailto:feedback@dentaltribune.com). We look forward to hearing from you! If you would like to make any change to your subscription (name, address or to opt out) please send us an e-mail at [database@dental-tribune.com](mailto:database@dental-tribune.com) and be sure to include which publication you are referring to. Also, please note that subscription changes can take up to six weeks to process.



The implants you know.

The company you trust.



The infinity Implant System allows you to place our implants with the same confidence you have with your present system. You have the flexibility of using your existing surgical drills, drivers, and prosthetics to place and restore the infinity implants.

Visit with ACE Surgical at the 62nd AAID Annual Meeting  
Phoenix, AZ • Oct. 23 – Oct. 26, 2013 • Booth #401

**BUY 2 GET 1 FREE!**

Buy any 2 implants and get the 3rd for free. Visit us at the AAID for details.

Offer valid for new, first-time infinity customers only. Not to be combined with any other promotions or discounts. Offer valid through October 31st, 2013.



ACE Surgical Supply Co., Inc.  
1034 Pearl Street, Brockton, MA

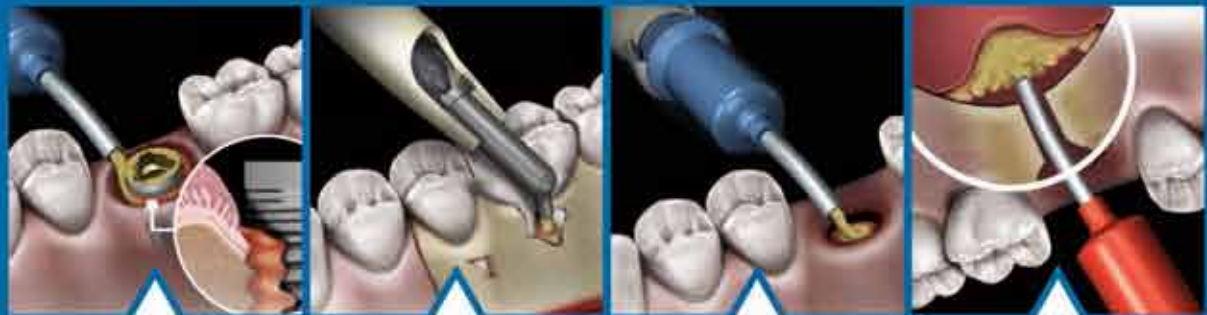
1.800.441.3100 • [acesurgical.com](http://acesurgical.com)

**SO MANY  
POSSIBILITIES.**

**SO SIMPLE  
TO USE.**

**The Synthetic Solution  
to Bone Regeneration**

**NOVABONE®  
DENTAL PUTTY**



**IMPLANT  
STABILIZATION**

**PERIODONTAL  
DEFECTS**

**SOCKET  
PRESERVATION**

**SINUS LIFT  
PROCEDURES**

**NOVABONE** Dental Putty is the only graft material available in pre-mixed, disposable, uni-dose Cartridges. This patented system simplifies the delivery of graft to the defect site following minimally invasive surgical techniques.

NovaBone Dental Putty has best-in-class handling while delivering predictable and reliable bone formation. Through a unique process called Osteostimulation, NovaBone Dental Putty is engineered to accelerate natural healing and increase cellular activity required for cells to form new bone.

New to the NovaBone family of products is the innovative 0.25cc Mini Cartridge and Mini Dispensing Gun. Ideal for filling smaller defects.

Now through the end of December 2013, customers who purchase 4 packages of Mini Cartridges will receive one additional package FREE! Purchase at least 2 packages and receive the Mini Cartridge Dispenser FREE!



New 0.25cc Mini Cartridges and Dispenser, ideal for filling smaller defects.

\* FREE Dispenser limited to one per customer. Not to be combined with any other promotions or discounts. Offer valid through December 31st, 2013.



ACE Surgical Supply Co., Inc.  
1034 Pearl Street, Brockton, MA

1.800.441.3100 • [acesurgical.com](http://acesurgical.com)



# AAID courses focus on variety of new trends, techniques and technologies

By AAID staff

At its annual meeting, the AAID will offer the following corporate-sponsored courses to give attendees the opportunity to learn about the latest innovations in implant dentistry directly from those developing the newest techniques and technologies.

Although the sessions for the following "New Trends, Techniques and Technologies" program are provided through grants from various companies, the pur-

pose is to provide significant educational content and value and not to simply promote the companies supporting the program.

All corporate-sponsored courses take place in the Grand Saguardo, Ballroom Level.

#### Corporate-sponsored courses: Wednesday

- 8:20 a.m.: "Short Implants and Metal-Free Restorations" by Drauseo Speratti, DDS
- 8:40 a.m.: "Technological Advances

for Everyday Private Practice" by Barry Franzen, DDS

- 9 a.m.: "Replacing Those Missing Single-Teeth in Your Practice" by David Dalise, DDS, AFAAID

- 9:20 a.m.: "Hey, Do You Do Block Grafts?" by David Resnick, DDS, FAAID, DABOI/ID

- 9:40 a.m.: "From Temporary to Final – Simplifying the Restoration on Edentulous Patients" by Gordon Leonard, DDS

- 10 a.m.: "Evolution of Internal Conical Connection Implants" by Gerald

Niznick, DMD, MSD, FAAID

- 10:40 a.m.: "Simplicity in Computer-Guided Implantology: The MGUIDE MORE System" by Andrew Spector, DMD

- 11 a.m.: "Closing the Window of Negative Opportunity ... Quickly" by Scott Ganz, DMD

- 11:20 a.m.: "Bi-Phasic Calcium Sulfate (BondBone®): Biology and Application" by Daniel Brunner MD, DDS

- 11:40 a.m.: "Innovations in Peri-implant Tissue Manipulation and the Maxillary Sinus" by Jin Kim, DDS, MPH, MS, FAAID

AD

**TORONTO**  
**ACADEMY of DENTISTRY**  
76<sup>th</sup> ANNUAL WINTER CLINIC PROGRAMME  
FRIDAY, NOVEMBER 8, 2013

TORONTO CENTRAL DENTAL SOCIETY  
TORONTO EAST DENTAL SOCIETY  
NORTH TORONTO DENTAL SOCIETY  
WEST TORONTO DENTAL SOCIETY

## AAID's Dental Industry Marketplace helps clinicians seeking to shop online

By AAID staff

The American Academy of Implant Dentistry's online Dental Industry Marketplace is the profession's leading source of information for practitioners seeking to purchase services or supplies.

Available from a link on the AAID homepage ([www.aaid.com](http://www.aaid.com)), the Dental Industry Marketplace features industry-specific product and service listings designed to aid AAID members and the implant dentistry community with their purchasing decisions.

The 2013 edition of the buyers' guide includes request for information (RFI) functionality that allows users to contact participating suppliers with a click of their mouse. With a downloadable desktop search application available, visitors also have the ability to search for items directly from a small search window on their desktops – making the search process convenient and time-efficient.

There is even an app for your Apple device so that you can access the Dental Industry Marketplace on the go. Visit the Apple Store to download the AAID mobile app or scan the QR code at right.



For more information, visit [www.dentalindustrymarketplace.com](http://www.dentalindustrymarketplace.com) or [www.aaid.com](http://www.aaid.com).

Now  
available!

**ATLANTIS™**

# Discover ATLANTIS™ ISUS

Patient satisfaction meets clinical benefits

- Available for all major implant systems
- Precise, tension-free fit
- Comprehensive 10-year warranty

In addition to ATLANTIS™ patient-specific abutments, the ATLANTIS™ ISUS solution includes a full range of implant suprastructures for partial- and full-arch restorations. The range of standard and custom bars, bridges and hybrids allows for flexibility in supporting fixed and removable dental prostheses.

For more information, including a complete implant compatibility list, visit [www.dentsplyimplants.com](http://www.dentsplyimplants.com).

 **DENTSPLY**  
IMPLANTS

# Welded titanium needle implants in treatment of bone atrophy

## *Indications, techniques and statistics*

By Luca Dal Carlo, DDS, Venice, Italy,  
Marco E. Pasqualini, DDS, Milan, Italy,  
Pier Maria Mondani, DDS, Genova, Italy,  
Franco Vannini, DDS, Rome, Italy and  
Michele Nardone, Medical Officer, Ministry  
of Health, Rome, Italy

The needle implants were designed and presented in the early 1960s by the French dentist Scialom. He understood that, using biomechanical properties related to implant divergence, thin cylinders of metal could ensure implant prosthetic

structure reliability.

Initially, needle implants were made of tantalum. In 1972, thanks to Paoleschi, titanium became the material of choice for needle implants.

- See NEEDLE, page 8



Fig. 1: Needle implant 1.3 mm wide with its proper mandrel.

AD

Compare Your Surgical Guide to

Anatomage Guide

	Anatomage	Your Guide
Fabrication	CAD/CAM	Various
Turnaround	2-5 days	10-15 days
Process	Digital Process	Pre-Processing, Lab Work
Conversion	None. Immediate High Quality 3D	Needs Conversion
Service	Personal Consultant	Spotty, Unreliable
Made In	California	Overseas
Price	\$ 285 Flat	\$ 500 +, Depends on # of sites

Ask Us About Our Guide Starter Package

info@anatomage.com  
408-885-1474 ext. 2

www.anatomage.com Tel) 408-885-1474 Fax) 408-295-9786  
111 N. Market St #800 San Jose, CA 95113 USA  
For more information, please contact info@anatomage.com

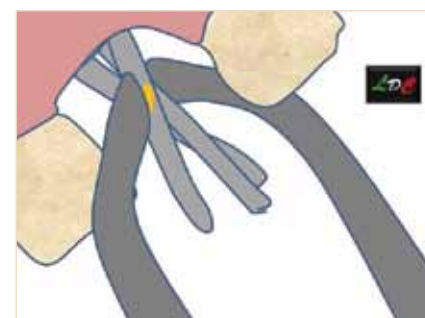


Fig. 2a: Scheme of intra-oral welding of a three-needles implant.



Fig. 2b: Picture after 20 years of a clinical case treated in the esthetic zone.



Fig. 2c: X-ray after 20 years of a clinical case treated in the esthetic zone.

# Custom tissue contouring around implants — because teeth aren't round



**NEW**

## Custom healing components now available individually

*Ready to seat, easy to adjust*

### Contour ..... \$120\*

Natural tissue contouring with a Custom Healing Abutment and matching Custom Impression Coping

### Temporize ..... \$159\*

Add matching Custom Temporary Abutment and BioTemps® Provisional Crown for immediate temporization

### Replace ..... \$695\*

Add Inclusive® Tapered Implant, drills, surgical stent, and matching final custom abutment with ceramic crown (delivered separately)

## **INCLUSIVE®** Tooth Replacement System



The patient presented with a fractured root on tooth #9. The patient wore a flipper, which served as a transitional appliance throughout the healing phase.



After extracting the tooth and placing an Inclusive® Tapered Implant, a custom healing abutment was installed to create an optimal emergence profile.



Following four months of integration, the soft tissue had healed nicely around the custom healing abutment, exhibiting optimal margins and gingival contours. The crown on tooth #8 was removed.



Removal of the custom healing abutment revealed an anatomically correct transitional contour between the implant and the restoration.



The matching gingival contours of the zirconia custom abutment conformed well to the emergence profile established during the healing phase.



The optimal esthetics, margins and emergence profile of the final IPS e.max® restoration were set up by the patient-specific contours of the custom healing abutment.

*Clinical dentistry by Timothy F. Kosinski, DDS, MAGD*

\*Price does not include shipping or applicable taxes.  
Inclusive is a registered trademark of Prismatic Dentalcraft, Inc.  
#Not a trademark of Glidewell Laboratories.

For more information

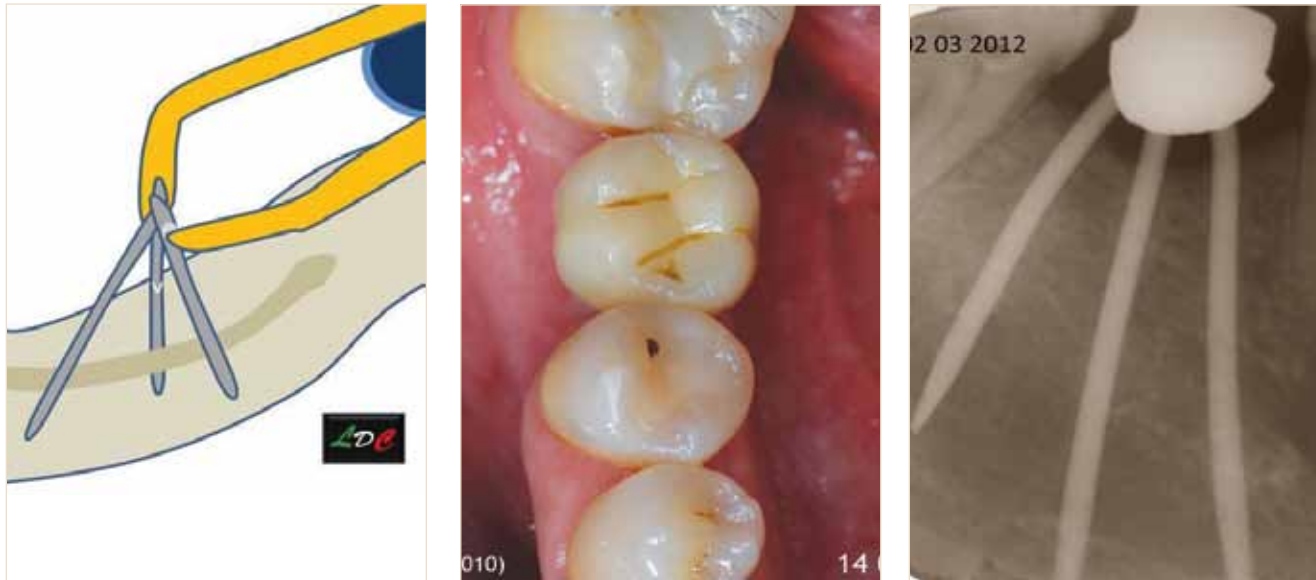
**888-786-2177**

[www.glidewelldental.com](http://www.glidewelldental.com)



**GLIDEWELL  
LABORATORIES**

*Premium Products - Outstanding Value*



Figs. 3a-c: From left, the scheme and clinical case of three-needles implant used to treat D4 quality bone in zone 4.6; the five-year picture; and the seven-year X-ray.

AD

# Pacific Dental Conference

## Canada's Premier Dental Conference

**Join us in Vancouver, BC**  
*Inspiring speakers*  
*Fantastic networking*  
*Unforgettable location!*

**Future Conference Dates**  
**Vancouver Convention Centre**  
 March 6-8, 2014 – West building  
 March 5-7, 2015 – West building  
 March 17-19, 2016 – West building

www.pdconf.com

The Pacific Dental Conference would like to introduce our newest addition to our extensive line-up of Continuing Education opportunities. We will now be offering quality Hands-On Courses that you enjoy at the annual conference – year round!

Visit [www.pdconf.com](http://www.pdconf.com) and click on the PDC365 icon to discover more information on our PDC365 Hands-On Courses.

### NEEDLE, Page 6

Needle implants are cylinders of titanium provided with a tip that ends with an obtuse angle, as to gently enter the bone tissue (Fig. 1). They are mainly used in diameters between 1.2 and 1.5 mm and lengths from 25 to 40 mm.

At the coronal end, there are two fins used for mounting on the mandrel that must be mounted on the surgical handpiece. The mandrel is provided with two grooves through which the fins of the needle enter. Needle implants go inside the bone tissue with a slow, swirling motion, using a surgical handpiece at low speed (double green ring, 25-30 rpm). The descent into the bone tissue is completed with a concave surgical chisel and hammer, stopping as soon as one hears the typical sound of the cortical bone reached in depth.

Needle implants require reliable means, which allow them to join together stably. During the '70s, Pier Luigi Mondani invented the intraoral welding machine, that allows an immediate connection of titanium implants. This apparatus was conceived to weld needle implants but can be successfully used as well to connect any titanium implant: emerging, submerged, endosseous or subperiosteal. The connection can be made either by welding a titanium bar to the implants or welding the implants directly to each other.

### Indications

Welded titanium needle implants have some specific indications in cases of bone deficit, where the residual bone is sparse and therefore the stability of the implant system is entrusted to the cortical anchorage. The stability provided by anchoring to the cortical bone allows immediate loading. In particular, welded needle implants give very good results in the following situations of bone defect:

- upper anterior esthetic zone, as immediate postextraction implants (Figs. 2a-c);
- posterior inferior district characterised by rarefied bone (D3-D4) (Figs. 3 and 4);
- area below the maxillary sinus, exploiting the space between palatal and sinusal cortex (Fig. 5);
- as a support to other implants.

### Statistical data

Between January 1996 and December 2012, we used 351 bicortical needle implants ( $\phi$  1.3 mm) in the posterior (behind the fourth) atrophic lower sector, during 77 surgical interventions, with immediate welding and loading. The implants were inserted in atrophic ridges of the D3-D4 bone.

In this study, 85.7 percent of the patients were female, while male patients represented just 14.3 percent of the group. The average age of patients was 61.4 years, in a range from ages 26 to 83. The first evaluation of the patients was done using first-level X-ray examinations (intraoral and panoramic). For safety, we also used a TC to decide the direction of the implants along the side of the inferior alveolar canal.

After piercing the bone crest surface, the needle implant was mounted on the mandrel, and by a slow rotary motion, we arrived at the deep cortical bone. If you

See NEEDLE, page 10



OCO BIOMEDICAL INTRODUCES:

# PATENTED IMMEDIATE LOAD TECHNOLOGY

 US Patent: US 8,277,218,B2

The OCO Biomedical Dual Stabilization® implant is patented from top to bottom for immediate load applications. Features such as the Bull Nose Auger™ tip, Embedded Tapered Platform™ and Mini Cortic-O™ threads are what makes this implant not only a one of a kind, but superior to other implant designs. Available in 3.0, 3.25, 4.0 and 5.0mm diameters. Choose between one or two-piece implant options depending on your needs.



OCO Biomedical's patented Bull Nose Auger™ tip



OCO Biomedical's Embedded Tapered Platform™ with 32xx machined surface and Mini Cortic-O™ threads



The Embedded Tapered Platform™ works in conjunction with the Bull Nose Auger™ tip for immediate or early loading

To learn more about the benefits of immediate loading & the OCO Biomedical Dual Stabilization® implant line, call (800) 228-0477 toll free or visit us online at [www.ocobiomedical.com](http://www.ocobiomedical.com)

**COME SEE US AT BOOTH 500**

at the **AAID 62nd Annual Meeting**

Phoenix, AZ | October 23-26, 2013



**(800) 228-0477**

[www.ocobiomedical.com](http://www.ocobiomedical.com)

© 2013 OCO Biomedical Inc



Designed and Manufactured in Albuquerque, NM 

U.S. Patent: US 8,277,218,B2   
ISO 13485:2003 CERTIFIED 0344