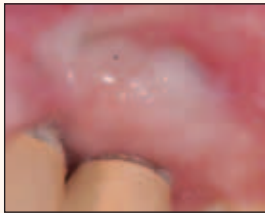


IMPLANT TRIBUNE

GRAFT HELPS GUMS SUPPORT IMPLANT

Dr. Dennis Flanagan says new graft may be a quicker way to provide soft tissue.

► page B1




HYGIENE TRIBUNE

TESTING TOOTHPASTES, TOOTHBRUSHES

Researchers are improving dental hygiene products through virtual brushing.

► page C1



ENDO TRIBUNE

IT'S ALL ABOUT SAVING TEETH

Review and photos: Endodontists gather in San Francisco for AAE16.

► page D1



Latest research at CDA Presents

Dental school presentations return after 10-year break; newest products and services fill exhibit hall

Approximately 575 companies will occupy the 130,000 square feet of exhibit space at CDA Presents the Art and Science of Dentistry in Anaheim, Calif., May 12–14. And as has been the case in previous years, a number of those companies will use the California Dental Association meeting to launch new products and services.

Nonmember dentists who want to explore the exhibit hall can register on site for a one-day pass on Saturday, May 14. The cost is \$175 and is for Saturday exhibit hall hours only. It is not valid for continuing education courses. To register, you can go to the membership counter during on-site registration hours on Saturday, May 14.

The exhibit hall hours are from 9:30 a.m. to 5:30 p.m. on Thursday and Friday and from 9:30 a.m. to 4:30 p.m. on Saturday. Family hours are each day from 9:30 a.m. to noon. Children age 10 and younger may be in the exhibit hall during family hours at no cost. Just stop by registration for a youth pass. Children age 11 and older may be registered as a guest and have access to the exhibit hall.

Educational opportunities abound

throughout the exhibit hall, anchored by The Spot, an educational theater that features the Smart Dentist Series of free one-hour lectures.

Dental schools cover latest research

Attendees who want to learn about current research taking place at California's dental schools will have the opportunity to hear it directly from those doing the research themselves.

The Dental School Track is a set of lectures that will be presented by four of California's dental schools: the Herman Ostrow School of Dentistry of USC, the College of Dental Medicine at Western University of Health Sciences, the Loma Linda University School of Dentistry and the UCLA School of Dentistry.

Faculty members or students in master's programs will present material or research and show dentists what may be changing in the profession in the coming years. This program hasn't been featured since 2006 to allow for some turnover in the generation of researchers.

Get details about the meeting and registration by visiting cdapresents.com.

(Source: California Dental Association)



Palm-tree shadows decorate walkways outside the Anaheim Convention Center, host site of CDA Presents the Art and Science of Dentistry, May 12–14 in Anaheim, Calif.

Photo/Robert Selleck, Dental Tribune

EDITOR IN CHIEF A2

• Happy 90th birthday, Dr. Len Linkow!

EVENTS A4–A6

- Pediatric dentists gathering in Alamo City
- JDIQ courses in French and English
- AGD features many exhibit-hall-based education options

INDUSTRY NEWS A7–A16

- NuSmile celebrates 25 years with 20 percent discount
- Congratulations: Komet USA dental student essay winners (includes full text of winning essay, 'From daughter to DDS')
- From Anutra: 'A shot that patients, practitioners love.'
- A new generation of core buildup material: Kettenbach's Visalys Core
- Mixing, dosing, dispensing with consistent quality: Sulzer Mixpac
- Flow Dental: New intraoral camera sleeves offer custom fit at economical price
- Cut the cord without sacrificing any light with the LED DayLite WireLess
- Seven simple steps to implant success, from Dr. Paresh Patel
- Book covers full-range of technoclinical aspects of the fixed removable prosthesis
- Industry pioneer TAUB Products: Still innovating

AD

PRST STD
US Postage Paid
Permit No. 1239
Bellmawr, N.J.

Dental Tribune America
116 West 23rd Street
Suite #500
New York, N.Y. 10011

THE FIRST **ALL CERAMIC**-BASED DIRECT RESTORATIVE

PURE SILICONE
ALL CERAMIC-BASED
PARADIGM SHIFT EVOLUTIONARY
A NEW LEVEL OF
ADMIRA FUSION
NANO SOLUTION
NEXT GENERATION
INNOVATION
PRECISION
EXCELLENCE
VOCO
NANO DIRMOCER TECHNOLOGY

The world's first all ceramic based direct universal restorative material

VISIT THE
ADMIRA FUSION WEBPAGE AT
www.vocoamerica.com
TO REQUEST YOUR
FREE SAMPLE!

THE IDEA IS NOW A REALITY



VOCO
THE DENTALISTS

For Technical Questions: Call 1-888-658-2584 · www.vocoamerica.com

Happy 90th birthday, Dr. Len Linkow!

By Dr. David L. Hoexter
Editor in Chief

Dr. Len Linkow celebrated his 90th birthday recently in a big birthday bash hosted by his beautiful daughter, Sheree. Fellow dentists and other friends came from all over the world to honor, celebrate and share the moment. Prominent among the attendees were his grandchildren. A photo of his recent great-granddaughter brought glowing smiles to everyone. To be asked to sit at the head table next to him was an honor for me and my wife. Better yet, seeing Len so vital, alert and sharp was a delight.

Going around the room, Len exchanged vignettes about each of the attendees with

humor and aplomb, and the attendees reciprocated.

Len is known as the father of oral implantology. As Dr. Carl Misch related to us by video, Len never claimed that he invented implants, but he championed the field, and he is known by this title. He has devoted his professional life to implantology and has written 22 educational books on it. In earlier years, he tirelessly traveled all over the world promoting the concept of implantology, carrying with him boxes of Kodachrome slides. That's right, slides! Not the easier computer visuals of today, but boxes of slides to show dentists in countries that did not have the opportunity to visualize the actual possibilities.

What some may not know, too, is that Len was one of three doctors who formed



From left, Dr. David L. Hoexter (New York), Dr. Rich Hughes (Virginia), Dr. Len Linkow (New Jersey) and Dr. Dal Carlo (Venice, Italy). Photo/ Provided by Dr. David L. Hoexter

the first esthetic dental society.

It was a very happy day for me to celebrate Len's birthday with him, and I am looking forward to celebrating his 100th.

Happy birthday, Len!

AD

fdi Annual World Dental Congress **POZNAŃ 2016**

Poznań, Poland
7-10 September 2016

FDI 2016
See You in Poznań!

Abstract Submission ends **1st April 2016**
Early Bird Registration ends **31st May 2016**

facebook.com/FDI2016POZNAŃ
www.fdi2016poznan.org

DENTAL TRIBUNE

The World's Dental Newspaper - US Edition

PUBLISHER & CHAIRMAN
Torsten Oemus t.oemus@dental-tribune.com

PRESIDENT & CHIEF EXECUTIVE OFFICER
Eric Seid e.seid@dental-tribune.com

GROUP EDITOR
Kristine Colker k.colker@dental-tribune.com

EDITOR IN CHIEF DENTAL TRIBUNE
Dr. David L. Hoexter feedback@dental-tribune.com

MANAGING EDITOR U.S. AND CANADA EDITIONS
Robert Selleck r.selleck@dental-tribune.com

MANAGING EDITOR
Fred Michmershuizen
f.michmershuizen@dental-tribune.com

MANAGING EDITOR
Sierra Rendon s.rendon@dental-tribune.com

PRODUCT/ACCOUNT MANAGER
Humberto Estrada h.estrada@dental-tribune.com

PRODUCT/ACCOUNT MANAGER
Will Kenyon w.kenyon@dental-tribune.com

PRODUCT/ACCOUNT MANAGER
Maria Kaiser m.kaiser@dental-tribune.com

BUSINESS DEVELOPMENT MANAGER
Travis Gittens t.gittens@dental-tribune.com

EDUCATION DIRECTOR
Christiane Ferret c.ferret@dtstudyclub.com

ACCOUNTING COORDINATOR
Nirmala Singh n.singh@dental-tribune.com

Tribune America LLC
116 West 23rd St., Ste. #500
New York, N.Y. 10011
(212) 244-7181

Published by Tribune America
© 2016 Tribune America, LLC
All rights reserved.

Dental Tribune strives to maintain the utmost accuracy in its news and clinical reports. If you find a factual error or content that requires clarification, please contact Managing Editor Robert Selleck at r.selleck@dental-tribune.com. Dental Tribune cannot assume responsibility for the validity of product claims or for typographical errors. The publisher also does not assume responsibility for product names or statements made by advertisers. Opinions expressed by authors are their own and may not reflect those of Tribune America.

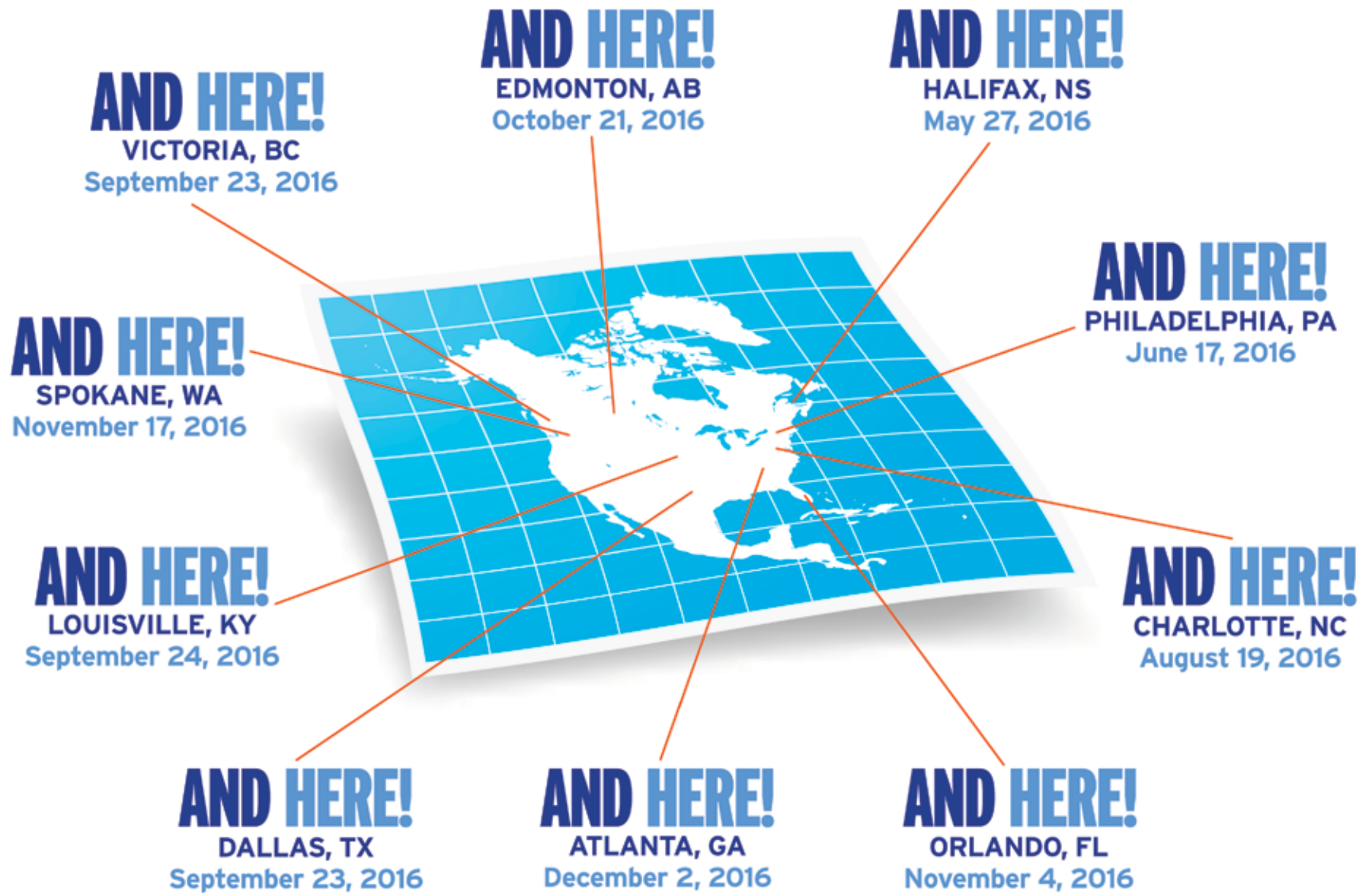
EDITORIAL BOARD
Dr. Joel Berg
Dr. L. Stephen Buchanan
Dr. Arnaldo Castellucci
Dr. Gorden Christensen
Dr. Rella Christensen
Dr. William Dickerson
Hugh Doherty
Dr. James Doundoulakis
Dr. David Garber
Dr. Fay Goldstep
Dr. Howard Glazer
Dr. Harold Heymann
Dr. Karl Leinfelder
Dr. Roger Levin
Dr. Carl E. Misch
Dr. Dan Nathanson
Dr. Chester Redhead
Dr. Irwin Smigel
Dr. Jon Suzuki
Dr. Dennis Tartakow
Dr. Dan Ward

Tell us what you think!

Do you have general comments or criticism you would like to share? Is there a particular topic you would like to see articles about in Dental Tribune? Let us know by sending an email to feedback@dental-tribune.com. We look forward to hearing from you!

If you would like to make any change to your subscription (name, address or to opt out) please send us an email at c.maragh@dental-tribune.com and be sure to include which publication you are referring to. Also, please note that subscription changes can take up to six weeks to process.

THE FUTURE OF DENTISTRY IS HERE!



LVI REGIONAL EVENTS • THE FUTURE OF DENTISTRY

888.584.3237 • www.lviglobal.com/lvi-near-you • concierge@lviglobal.com



Approved PACE Program Provider FAGD/MAGD credit.
Approval does not imply acceptance by a state or provincial board of dentistry or AGD endorsement.
06-01-15 to 5-31-19. Provider ID# 208412



**CHANGING DENTISTRY.
CHANGING LIVES.**

Las Vegas Institute for Advanced Dental Studies, LVI Global is an ADA Recognized Provider

ADA CERP is a service of the American Dental Association to assist dental professionals in identifying quality providers of continuing dental education. ADA CERP does not approve or endorse individual courses or instructors, nor does it imply acceptance of credit hours by boards of dentistry.

Concerns or complaints about a CE provider may be directed to the provider or to the Commission for Continuing Education Provider Recognition at ADA.org/CERP.

ADA CERP® | Continuing Education Recognition Program

Pediatric dentists gathering in Alamo City

American Academy of Pediatric Dentistry scientific session will be from May 26–29 in San Antonio, Texas

The fun and history of Alamo City combine with top speakers and high-value C.E. at the American Academy of Pediatric Dentistry (AAPD) 2016 annual session. The event will be held from May 26–29 at the Henry B. Gonzalez Convention Center in San Antonio, Texas.

Online registration is open via www.aapd.org. You can use AAPD's online itinerary planner to find details on the scientific program, social events and other events in San Antonio.

Barbecue, hoedown, carnival rides

The welcome reception on Friday, May 27, will feature a family-friendly fiesta San Antonio style, with barbecue, southern hoedown and carnival rides for the kids.

The keynote speaker on Friday, May 27, will be Erik Wahl, an internationally recognized graffiti artist known for his high-energy, inspirational live performances. The best-selling author of the business book "UNThink" uses his on-stage painting as a visual metaphor to communicate his core message: encouraging organizations to achieve greater profitability through innovations and superior levels of performance.

Because attendees must register for the meeting prior to making meeting-block hotel reservations, attendees are encouraged to register early. There are a number of hotels in the AAPD block, including the Marriott Rivercenter (headquarters hotel), the Marriott Riverwalk, the Grand Hyatt San Antonio, the Hilton Palacio del Rio, the Residence Inn Alamo Plaza and the Westin Riverwalk. As you can tell from the hotel names, the convention



Join the Mouth Monsters (from left, Tartar the Terrible, Tooth D.K. and Ginger Bite-U) at AAPD2016, May 26–29, at the Henry B. Gonzalez Convention Center in San Antonio, Texas. Photo/Robert Selleck, Tribune America

center and hotels string the city's famed River Walk and its many restaurants, bars, shopping and entertainment venues.

A wide variety of other popular destinations are just blocks away in the heart of downtown San Antonio. All of the meeting's scientific sessions will take place at the Henry B. Gonzalez Convention Center.

The AAPD 2016 app is available

New this year, the conference app, online itinerary planner, interactive floor plan and ePoster Gallery are

all linked. After registering, you can sign in to your account using your email and registration confirmation ID. You will then be able to browse sessions, speakers, exhibitors, social events and more. You also can create your own personalized schedule in the app before even getting to San Antonio.

You can learn more about the app, online itinerary planner and the complete scientific program by visiting www.aapd.org/annual.

(Source: AAPD)

AD

aapd
16 SAN ANTONIO

annual session 2016
may 26-29

Buffering Simplified.™

Revolutionizing practice efficiency and patient experience.



Discover the Power of Buffering at CDA Anaheim!

Booth #238



Leveraging the science of buffering increases the **PREDICTABILITY** and **SPEED** at which a patient can get numb. This in turn can create a **better PATIENT EXPERIENCE** and **INCREASES** the **EFFICIENCY** of a practitioner.



www.AnutraMedical.com

1.844.ANUTRA.1
2 6 8 8 7 2

JDIQ courses in French and English

The Journées Dentaires Internationales du Québec, the annual meeting of the Ordre des Dentistes du Québec, will be held in Montréal from Friday, May 27, through Tuesday, May 31.

The meeting typically attracts more than 12,000 delegates from around the world. Organizers describe the event as being the “world’s most highly attended bilingual convention.” The JDIQ offers a scientific program with more than 125 lectures and workshops presented in both English and French.

Featured speakers for this 46th edition of the meeting include Drs. Véronique Benhamou, Philippe Martineau, Marina Braniste, Matthieu Schmittbuhl, Gor-

don J. Christensen, Marie-Andrée Houle, Samer Abi Nader, Maude Albert and Nadia Rizkallah.

Session topics include cone-beam computed tomography, endodontics, lasers, dental photography, dentures, composites, challenging implant cases, advanced local anesthesia, dento-alveolar surgery, conservative dentistry, sleep apnea and embezzlement protection for practices.

More than 225 exhibitors will span 500 booths in the exhibit hall, which will be open on Monday and Tuesday, May 30 and 31.

A continental breakfast will be available to early risers on both days, and a

wine and cheese reception will close out each of the two days.

Many of the workshop courses have already sold out. Prospective attendees are encouraged to register as soon as possible at www.odq.qc.ca/convention.

You can download the free mobile app, JDIQ 2016, to your smart phone or tablet via the App Store or Google Play. Or you can access the app via the QR codes on the meeting website.

The meeting organizers look forward to seeing attendees in Montreal at the end of May, with their usual promise of beautiful summer weather.

(Source: JDIQ)



JDIQ is May 27–31 at the Montréal Convention Centre (Palais des congrès de Montréal). Photo/MTTQ/Marc Cramer, Tourism Montréal

AGD features many exhibit-hall-based education options

Reflecting its host location, the theme of this year’s Academy of General Dentistry annual meeting is “Revolutionary changes in dentistry.” AGD 2016 will be from Thursday, July 14, through Sunday, July 17, in Boston at the Hynes Veterans Memorial Convention Center and Sheraton Boston Hotel.

The meeting features four days of continuing education for dentists and dental

team members, highlighted by clinical and practice management lectures, hands-on courses and live-patient demonstrations.

In the exhibit hall, dental professionals, students and service providers will have numerous ways to connect at daily networking events and demonstrations of new dental products and services.

Educational opportunities in the ex-

hibit hall include the “Transitions Program Learning Labs,” designed to assist attendees in transitioning through various career stages, whether you just graduated or you’re preparing to open your own practice. Learning Labs also will cover a range of topics such as marketing, CAD/CAM and dental photography — of benefit to the entire dental team. Early sign-up early is

encouraged because these complimentary courses tend to sell out quickly.

Advanced registration deadline is 7 p.m. CDT, May 19. Online registration ends at 5 p.m. CDT, June 30. Onsite registration opens at 3 p.m., July 13. Learn more and register at www.agd2016.org.

(Source: AGD)

AD

MIXPAC™ S-Dispenser II

Precise and ergonomic performance in style



Innovation in Application

The new dispenser generation

Noticeable quality enhancements. Elegant design, improved application properties, optimized ergonomics and simplified handling enable maximum precision and fatigue-proof daily use in your practice! The new dispenser is fully compatible with the MIXPAC™ multi component system for 18 ml to 75 ml cartridges. For additional information please visit us at the IDS or contact your dental specialist.

SULZER

Sulzer Mixpac Ltd
Ruetistrasse 7
CH 9469 Haag, Switzerland
P +41 81 772 20 00
F +41 81 772 20 01
mixpac@sulzer.com
www.sulzer.com

Congratulations: Komet USA dental student essay winners

Contest focused on women who inspired and guided career choice

By Komet Staff

**CDA
BOOTH
NO. 2534**

Komet USA recently announced the top three entrants in its “Women in Dentistry” dental student essay contest. Komet received entries from throughout the country.

All entrants will receive recognition and the company plans to continue working with dental students on this topic and others as it progresses in its own work in the field

of dental rotary instruments. The third-place essay entrant, Caroline Zeller (University of Missouri-Kansas City School of Dentistry), will receive a three-month (up to \$250) supply of dental burs and a specially engraved custom bur block.

The second-place essay entrant, Erica Boyd (University of Nebraska College of Dentistry), will receive a six-month (up to \$500) supply of dental burs and a specially en-

graved custom bur block.

The first-place entrant is Rebecca Tom (University of California, San Francisco School of Dentistry). Tom will receive a one year (up to \$1,000) supply of dental burs and a specially engraved custom bur block.

Below is Tom’s entry to the essay contest. Other entries will be published over time on the Komet USA Facebook site in recognition of how all of the essays contribute a unique vision regarding the influence of women in the field of dentistry.

First-place essay

From daughter to DDS

By Rebecca Tom
University of California,
San Francisco School of Dentistry

Growing up, everyone would always tell me how much I looked like and acted like my mother. I hated it. I wanted to be my own individual without growing up in my mom’s shadow. Now, don’t get me wrong; my mom is a wonderful person! However, living in a community where my mom is a relatively well-known dentist who has looked into the mouths of my classmates, classmates’ parents, teachers, and school administrators, everyone would look at me, the only daughter of Burbank’s friendly local female dentist, and automatically think that I was going to do everything she does.

Maybe I sound like I went through a crazy rebellious adolescent phase, but I don’t think I did. In fact, it was because I looked up to my mom so much that I wanted to make a good name for myself on my own accord. I wanted to meet the expectations and high achievements my mother made without needing to copy her. However, the circumstances that usually occur in our lives often tend to be very different than we anticipate.

My mother attended UCLA for her undergraduate education, so I obviously had to go to Los Angeles’s rival school, USC. I remember in my senior year of high school when I was applying for college, even then I felt the pressure of needing to have my future completely planned out. It seemed as if the first question out of any adult’s mouth would be, “What are you doing after high school? What are you going to study? Are you going to be a dentist like your mom?” It was extremely hard for me to believe that at the young age of 17 I should already know the trajectory of my life, and I also wanted to avoid taking the easy road of saying “yes, I’ll be a dentist like my mom” by default.

By the time I was in my freshman year of college, I quickly learned that undergrad was a lot harder than I originally anticipated. Unprepared for the giant competitive lecture-based courses, I was nearly failing one of my classes, so I did what any new college student would do: I called my mom. I remember being so nervous that she would be disappointed with me, and I didn’t want to let her down.

I had no reason to be anxious about that phone call. My mom completely empathized with me, remembering how hard undergrad classes were, especially when first transitioning into them. She encouraged and reassured me, reminding me that she was supporting me the whole way, even and especially when things got tough. Needless to say, I did survive that semester, and I know I couldn’t have done it without the support of my mom.

A few months later, I was at home for summer vacation when my mom came home with a huge smile on her face. “Rebecca,” she told me, “I got this cool letter in the mail, sent to me by one of my patients! For the longest time, this woman was unhappy with the way her teeth looked. She would keep her mouth closed while smiling, and she would cover her mouth when she talked, but she was scared of getting any treatments done to fix it. Then, when she was planning on flying to go to a large reunion, she finally decided to give it a shot and get veneers. Today in the mail, I got these pictures of her with a huge smile on her face with all her friends. She said that they all kept mentioning how beautiful she looked, and it was the happiest she had felt in a long time.”

That story resonated with me, and I honestly believe it contributed to my view of dentistry, even through today. Dentistry is a healing profession, in more ways than simply treating physical disease; dentists are able

to change the way that people view and express themselves and facilitate those relationships that are so important for the way that we live as social creatures. However, the incredible thing about our role as dentists also lies in the opportunity to use our own abilities and strengths to provide care to our patients.

I began seeing how the unique personality traits I’ve seen of my mom as her daughter contributed to the way she acts as a dentist. Similar to the way that she was understanding with me as I struggled in my freshman year of college, she nurtures and sympathizes with her patients and truly listens to their concerns. It is with that heart that she is able to develop deep relationships with her patients and help them out of her own compassion, and that is something I find deeply inspiring about my mom.

It was then that I realized that being in my mom’s shadow meant a lot more than just following the same career path as her. It was about how the things that I appreciated and admired the most about my mom — the same qualities that she exemplifies daily as a dentist caring for patients — are incorporated in everything she does. I slowly realized my heart was changing. I shouldn’t be looking at the prospect of also becoming a dentist to mean I was giving up and just following my mom’s footsteps; rather, I could carve my own path alongside her with her now transitioning into a professional mentor to look up towards every step of the way. Even in dental school now, I know it isn’t easy. But in those times when I am frustrated with my outline form not being perfect or the amalgam setting too quickly in my typodont, I can stop and remember how I was inspired by my mom’s love for her patients to bring me to dental school and how this training will prepare me to do the same—and I am so excited for that.

The F360® two-file system offers a minimalist approach to make Endo simple. The files’ thin instrument cores provide superior flexibility.

Buy Call Connect

kometusa.com
888-KOMET-USA

'A shot that patients, practitioners love'

Anutra Local Anesthetic Delivery System offers simple platform for buffering

By Anutra Medical Staff

"I didn't even know you gave me a shot," Barb said as Dr. Kelly picked up his handpiece and went to work immediately. For decades, the idea of getting a dental injection has terrified patients. Quite frankly, the uncertainty, unpredictability and long onset time of local anesthetic equally terrifies the practitioner.

The Anutra Local Anesthetic Delivery System redefines local anesthetic delivery, according to the company. It radically enhances patient experience and comfort while transforming a practitioner's efficiency, profitability — as well as the profundity and predictability of local anesthetic.

Age-old science made simple

Buffering is an age-old science that has been used in the medical community for decades. Buffering is simply taking something acidic, mixing it with something more basic to neutralize the acid.

So why does this matter in dentistry? Lidocaine with epinephrine has a low

**CDA
BOOTH
NO. 238**

pH, meaning it is extremely acidic. In fact, its pH is close to that of citric acid, which is found in limes and lemons. Could you imagine injecting lemon juice into someone's mouth? We simply would not do that.

Much of the burning and stinging sensation comes from the fact that local anesthetic is very acidic. The Anutra Local Anesthetic Delivery System makes buffering simple. By loading an Anutra Local Anesthetic Delivery System cassette at the beginning of the week, clinicians can simply buffer anesthetic for every patient by twisting the knob on the Anutra Dispenser. It could not be easier.

Can also deliver powerful topical anesthetic effect prior to injection

What adds to the power of buffered anesthetic is a topical effect that is a result of a CO₂ microbubble that is formed when local anesthetic is mixed with sodium bicarbonate. Many practitioners report dropping a small amount on the mucosa prior to injecting for a very powerful topical anesthetic.

Not only is patient comfort increased

with buffered anesthetic, a practitioner's efficiency is dramatically optimized. Since buffered anesthetic is raised to physiologic pH, the anesthetic crosses the nerve membrane more readily, meaning a patient can reach pulpal anesthesia in as little as two minutes, even with blocks.

Additionally, anywhere from 4,000–6,000 times the active molecules of anesthetic will cross the nerve membrane, making it more profound than normal lidocaine as well as increasing the predictability that a patient will get numb the first time, even on those hard-to-numb patients.

Disposable, multidose, one-handed

Not only does the Anutra Local Anesthetic Delivery System provide a simple platform for you to buffer in your practice, it also introduces the first-known, FDA-approved, multidose, one-handed aspiration syringe that is fully disposable.



The buffering system also introduces an FDA-approved, multidose, one-handed aspiration syringe that is fully disposable. Photo/ Provided by Anutra Medical

So what does that mean? It means that you can hold up to 6 mL of anesthetic in one single syringe. There is no need to reload cartridges; one syringe can hold the equivalent of at least three traditional 1.8 mL dental cartridges.

According to the company, with its affordable cost, revolutionary new syringe, simple dosing system and long shelf-life, the Anutra Local Anesthetic is a no-brainer for every dental practice.

AD



NEW!

Perfect fit™

Adjustable Camera Sleeve

Quickly and easily achieve a tight, custom-fit on virtually any size camera head!

Perfect Fit is the only sleeve you'll ever need, the sleeve features two-way customizable tabs. Cinch tight horizontally, cinch tight vertically, wrap the adhesive tab around and seal.

How to use Perfect Fit

Slide camera up until tight, then pull excess material down. Secure fit by wrapping the blue tab around the camera body. Peel off the adhesive tab, affix, and you're done!



Slide On



Fold Excess



Wrap & Stick

80125 - Perfect Fit Box of 150 Sleeves
For ordering information and free samples please visit www.flowdental.com Or call 1-800-356-9729



www.FlowDental.com • 1-800-356-9729

CDA
BOOTH
NO. 760

Kettenbach's Visalys Core uses 'Active-Connect Technology,' described by the company as being unique in the market. The technology enables the buildup material to bond actively with all common light-curing and dual-curing, single-step and multistep adhesives — without an additional activator. Photo/Provided by Kettenbach



A new generation of core buildup material

Visalys® Core, the new product from Kettenbach LP (www.kettenbachusa.com), represents the next generation of core buildup materials, according to the company. The most recent addition to the Visalys family is a dual-curing core buildup material with unique Active-Connect Technology (ACT) to ensure a reliable bond with all common adhesives — without an additional activator. The product was unveiled at the 2015 International Dental Show (IDS) in Germany.

Visalys Core is the first core buildup material from Kettenbach. The fluoride-containing, dual-curing composite was developed for the fabrication of radiopaque core buildups and core fillings and for cementing root posts.

According to the company, the Active-Connect Technology, unique in the market, enables the material to bond actively with all common light-curing and dual-curing, single-step and multistep adhesives, without an additional activator. The advantage for users is that it enables them to use the bonding agent they are used to — whether it is light-curing or dual-curing — or a single- or multi-bottle system.

Firm foundation: Stable and precise

According to the company, the technology simply provides a firm foundation — stable and precise. The company reports that Visalys Core ensures easy and reliable handling with "excellent positional stability." At the same time, it exhibits good flowability and low extrusion force. The compressive strength results in a stable monoblock and a secure bond.

Optional light-curing allows the procedure to be continued immediately. Reliable self-curing provides for dependable strength even on the cavity floor and in root canals. Excellent polishing characteristics ensure precise preparation; even without light-curing, the smear layer is minimal. The product is also free of Bisphenol A and its derivatives.

Visalys Core is available in dentin and white shades in a 5 ml double syringe and in a 25 ml cartridge.

For detailed information about Visalys Core, visit the Kettenbach website at www.kettenbachusa.com.

About Kettenbach

Kettenbach (Huntington Beach, Calif.) is the exclusive U.S. distributor for Kettenbach GmbH & Co. KG (Eschenburg, Germany). Founded by August Kettenbach in 1944, Kettenbach GmbH was created for the development and marketing of medical and dental products.

Today, the company is one of the leading international producers of dental impression materials and is also known in other surgical areas of medicine. Brands include Panasil VPS Impression Material, Identium VSXE Impression Material, Futar Bite Material, Silginat Alternative Alginate, Visalys Temp Material, Mucopren Resilient Liner and Visalys Veneers.

For more information about Kettenbach LP products, you can call (877) 532-2123 or visit www.kettenbachusa.com.

(Source: Kettenbach)

Mixing, dosing, dispensing with consistent quality

To simplify the daily work of clinical staff in terms of the mixing, dosing and dispensing of single- and two-component materials, the Swiss company Sulzer Mixpac develops optimally coordinated systems so-

lutions: dispenser, cartridge, mixing cannula and application nozzles, all from one source. Quality and the patient's safety are prime concerns. Martina Strasser, head of sales/health care at Sulzer Mixpac, summarizes the products as follows:

"Our MIXPAC™ products are convincing because of their ergonomic and user-oriented design, their safe application, and precise as well as reproducible results." As leading manufacturer of primary packaging systems, Sulzer Mixpac manufactures all components under strict cleanroom conditions.

► See MIXING, page A11



Sulzer Mixpac provides coordinated dental components — and a focus on quality. Photo/Provided by Sulzer Mixpac

Komet

A simple strategy for Endo success.

With a double-S crosscut design, our F6 SkyTaper™ file introduces new levels of flexibility and cutting efficiency to Endo treatment.

Buy Call Connect

kometusa.com
888-KOMET-USA

© Komet USA LLC 2015/10/16 - 10/16/16