



PRACTICE LEADERS MEETING IN FLORIDA

American Association of Dental Office Management annual meeting will cover leadership, productivity, customer loyalty and more.

► page A4



SPHERICAL ATTACHMENTS

A clinician and technician provide an overview of a case involving full upper and lower detachable dentures on four implants each.

► page A8




IMPLANT TRIBUNE

KEEPING PACE

Now in the Academy of Osseointegration's guidelines: management of the edentulous maxilla.

► page B1



Top speakers on agenda at CDA Presents

California meeting has latest on cone-beam CT, crown lengthening, obturating canals, periodontics, more

Dental professionals from around the world attend CDA Presents The Art and Science of Dentistry to learn about the latest clinical and technological advances in the industry, earn C.E. and network.

In the process, they hear from some of dentistry's most captivating speakers, which will be the case at CDA Presents in San Francisco from Sept. 8-10. A series of cadaver dissection workshops will teach attendees about anatomic correlations between cone-beam CT and dissection, indications and contraindications for crown lengthening and tips for instrumenting, disinfecting and obturating canals.

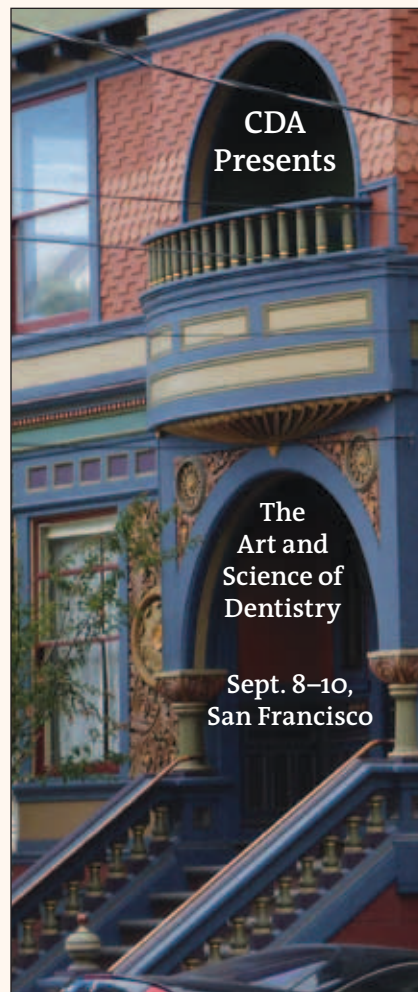
Homayon Asadi, DDS, an associate professor and course director of advanced head and neck anatomy at the University of the Pacific Arthur A. Dugoni School of Dentistry who also has a private practice in San Jose, Calif., will co-lead a workshop on cone beam CT and navigation-guided

dissection of the head and neck.

David Hatcher, DDS, who received his dental degree from the University of Washington and was granted a specialty degree in oral and maxillofacial radiology and a master of science from the University of Toronto, will co-lead the workshop. James Grisdale, BA, DDS, a board-certified specialist in periodontics and prosthodontics with a part-time private practice in Vancouver, B.C., and a faculty member at the Loma Linda University School of Dentistry, will lead a workshop that will focus on the different techniques utilized in crown extension. Indications and contraindications for crown lengthening will also be addressed.

Ralan Wong, DDS, MS, in private practice specializing in endodontics in San Francisco and an associate clinical pro-

► See **SPEAKERS**, page A3



Haight-Ashbury, Chinatown, Fisherman's Wharf, cable cars and other San Francisco treasures await attendees of the northern version of the California Dental Association's annual meeting. Photo/DTA File Photo

EVENTS

A3-A4

- Dental practice leaders to convene in Boca Raton

INDUSTRY NEWS

A6-A9

- A shot that patients, practitioners love: Anutra Local Anesthetic Delivery System offers simple platform for buffering
- Upper, lower dentures on Rhein83 components
- Kettenbach sells Futar bite registration material in six variations to fit specific needs

IMPLANT TRIBUNE

B1-B6

- Academy of Osseointegration expands clinical guidelines to include management of the edentulous maxilla
- AAID: August is Dental Implant Month
- AO announces call for abstracts for its 2017 annual meeting
- KaVo Kerr Group brands announce second 3D University event: Educational event focuses on cone-beam 3-D imaging to develop clinical expertiset
- Nobel Biocare enhances edentulous solutions offering with Locator R-Tx Attachment System

Sulzer acquires Geka, doubling size of mixing/applicator business unit

On July 1, Sulzer signed a binding agreement to acquire Geka GmbH, headquartered in Bechhofen, Germany. With the transaction, Sulzer is doubling the size of Sulzer Mixpac Systems (SMS), its plastic injection molding business, which develops proprietary B2B mixing and applicator solutions for the dental and industrial adhesives markets. The enterprise value is USD \$290.5 million.

Through the acquisition, SMS — a business unit of Sulzer's Chemtech division — gains segment and geographical diversification. The two businesses share an industrial core, which is expected to support cost efficiencies. Complementary geographic manufacturing footprints

are expected to enhance the combined entity's ability to compete globally.

Additionally, Geka's cosmetics-based product range appears to be well matched to SMS expertise in applying liquids in a controlled way onto small surfaces. SMS, in turn, is positioned to further Geka's emerging B2B health-care focus.

Geka, with approximately 900 employees, has two manufacturing locations in Germany, one in the U.S. and one in Brazil. Sulzer will add all of Geka's employees

The transaction is expected to close in the third quarter, subject to regulatory approval.

(Source: Sulzer)

PRST STD
US Postage Paid
Permit No. 1239
Bellmawr, N.J.

Dental Tribune America
116 West 23rd Street
Suite #500
New York, N.Y. 10011

Referrals Simplified

Securely and easily send electronic referrals



RecordLinc

Save time & stay compliant

Streamline communication among dental colleagues

Call: **415.749.1444**

Visit: **RecordLinc.com**



PATIENT PORTAL



REFERRALS



SCHEDULING



INTEGRATION



MESSAGING



eFORMS

DENTAL TRIBUNE

The World's Dental Newspaper - US Edition

PUBLISHER & CHAIRMAN

Torsten Oemus t.oemus@dental-tribune.com

PRESIDENT & CHIEF EXECUTIVE OFFICER

Eric Seid e.seid@dental-tribune.com

GROUP EDITOR

Kristine Colker k.colker@dental-tribune.com

EDITOR IN CHIEF DENTAL TRIBUNE

Dr. David L. Hoexter feedback@dental-tribune.com

MANAGING EDITOR U.S. AND CANADA EDITIONS

Robert Selleck r.selleck@dental-tribune.com

MANAGING EDITOR

Fred Michmershuizen
f.michmershuizen@dental-tribune.com

MANAGING EDITOR

Sierra Rendon s.rendon@dental-tribune.com

PRODUCT/ACCOUNT MANAGER

Humberto Estrada h.estrada@dental-tribune.com

PRODUCT/ACCOUNT MANAGER

Will Kenyon w.kenyon@dental-tribune.com

PRODUCT/ACCOUNT MANAGER

Maria Kaiser m.kaiser@dental-tribune.com

EDUCATION DIRECTOR

Christiane Ferret c.ferret@dtstudyclub.com

ACCOUNTING COORDINATOR

Nirmala Singh n.singh@dental-tribune.com

Tribune America LLC
116 West 23rd St., Ste. #500
New York, N.Y. 10011
(212) 244-7181

Published by Tribune America
© 2016 Tribune America, LLC
All rights reserved.

Dental Tribune strives to maintain the utmost accuracy in its news and clinical reports. If you find a factual error or content that requires clarification, please contact Managing Editor Robert Selleck at r.selleck@dental-tribune.com. Dental Tribune cannot assume responsibility for the validity of product claims or for typographical errors. The publisher also does not assume responsibility for product names or statements made by advertisers. Opinions expressed by authors are their own and may not reflect those of Tribune America.

EDITORIAL BOARD

Dr. Joel Berg
Dr. L. Stephen Buchanan
Dr. Arnaldo Castellucci
Dr. Gordon Christensen
Dr. Rella Christensen
Dr. William Dickerson
Hugh Doherty
Dr. James Doundoulakis
Dr. David Garber
Dr. Fay Goldstep
Dr. Howard Glazer
Dr. Harold Heymann
Dr. Karl Leinfelder
Dr. Roger Levin
Dr. Carl E. Misch
Dr. Dan Nathanson
Dr. Chester Redhead
Dr. Irwin Smigel
Dr. Jon Suzuki
Dr. Dennis Tartakow
Dr. Dan Ward

Tell us what you think!

Do you have general comments or criticism you would like to share? Is there a particular topic you would like to see articles about in Dental Tribune? Let us know by sending an email to feedback@dental-tribune.com. We look forward to hearing from you!

If you would like to make any change to your subscription (name, address or to opt out) please send us an email at c.maragh@dental-tribune.com and be sure to include which publication you are referring to. Also, please note that subscription changes can take up to six weeks to process.

- SPEAKERS, page A1

fessor of endodontics at the University of the Pacific Arthur A. Dugoni School of Dentistry, will co-lead a workshop with hands-on training that includes the latest endodontic orthograde instrumentation and retrograde microsurgical techniques.

In addition, there are other lectures and workshops that give both dentists and their staffs an opportunity to learn new things about the profession:

Compromised patients

Barbara J. Steinberg, DDS, clinical professor of surgery at Drexel University College of Medicine and adjunct associate professor of Oral Medicine at the University of Pennsylvania School of Dental Medicine, will help dentists understand the prevalence, risk factors, prevention and treatment of osteoporosis.

Dental materials

Gordon J. Christensen, DDS, MSD, PhD, founder and CEO of Practical Clinical Courses, CEO of Clinicians Report Foundation and a practicing prosthodontist in Provo, Utah, will lead a lecture that includes topics such as the state of the profession, CAD/CAM, diagnosis and treatment planning, equipment, esthetic dentistry, laboratory technology, operative dentistry, practice management, fixed prosthodontics and technology.

Esthetic dentistry

Gerard J. Chiche, DDS, the Thomas P. Hinman endowed chair in restorative dentistry and the director of the Center for Esthetic and Implant Dentistry at the Georgia Regents University College of Dental Medicine in Augusta, Ga., will lead a lecture on esthetic treatment techniques and managing key esthetic factors for predictable esthetic treatment.

Geriatric dentistry

Linda C. Niessen, DMD, MPH, dean and professor at the Nova Southeastern University College of Dental Medicine in Fort Lauderdale, Fla., will lead a lecture on practical approaches to patients with cardiovascular disease, stroke, diabetes, arthritis and osteoporosis.

Periodontics

Jon B. Suzuki, DDS, PhD, MB, professor, chairman, program director and associate dean for graduate education at Temple University in Philadelphia and chairman of the FDA Dental Products Panel, will lead a workshop on regeneration of extraction sockets for ridge preservation for implant site development.

Prosthodontics/restoration

Robert A. Lowe, DDS, in full-time prac-

- See SPEAKERS, page A4

Pacific Dental Conference

Save these Dates! **March 9-11, 2017** Join us in Vancouver, BC

Featured Speakers


Harold Cressley
Pharmacology


Stanley Malamed
Anesthesia


Steve Gilliland
Communications


Anthony (Rick) Cardoza
Laser Dentistry / Forensics

- ▲ Three days of varied and contemporary continuing dental education sessions are offered (something for your whole team)
- ▲ Over 140 speakers and 150 open sessions and hands-on courses to choose from, as well as the Live Dentistry Stage in the Exhibit Hall
- ▲ Over 300 exhibiting companies in the spacious PDC Exhibit Hall
- ▲ Lunches and Exhibit Hall Receptions included in the registration fee
- ▲ Fantastic shopping, beautiful seawall access within blocks of your hotel, and great spring skiing and golfing



Online registration opens October 15th, 2016 at...
www.pdconf.com
 Save money and register before January 13th, 2017!

AD

Dental practice leaders to convene in Boca Raton

Florida's Boca Raton Resort & Club will host the 12th AADOM Annual Session, Sept. 15-18. Up to 800 attendees and 100 exhibiting companies are expected to attend the meeting. Learn more at www.aadomconference.com. Photo/Provided by AADOM



The American Association of Dental Office Management (AADOM) will welcome dentists, practice leaders and administrators to the Boca Raton Resort & Club for three days of management-focused learning. The 12th annual session will be held Sept. 15-18 and will feature courses in leadership, medical billing, manager-doctor relationships and dental insurance. Donna Cutting, CSP, AADOM's keynote speaker, will present "Red-Carpet Diem! Seize the Opportunity for Customer Service." Attendees will learn how providing world-class customer service creates an experience for patients that will keep them loyal to you and your practice.

Other sessions will touch on topics such as medical billing, hygiene department productivity, treatment planning, leadership and dental insurance. The roster includes well-known speakers such as Dr. David Rice, Rachel Wall, Christine Taxin, Anastasia Turchetta, Dayna Johnson and Teresa Duncan. Software workshops to maximize production will be taught for users of both Eaglesoft and Dentrax software systems. The popular "Forum Live!" brings hundreds of dental practice administrators and business managers together to exchange ideas and share best prac-

▶ See LEADERS, page A9

◀ SPEAKERS, page A3

tice for 33 years and a world-recognized teacher and clinician (he taught for 10 years at the Loyola University School of Dentistry), will lead a workshop to discuss and demonstrate techniques to create morphologically precise direct anterior composite restorations.

Shannon Pace Brinker, CDA, CDD, ACE, a national and international speaker and published author who was selected one of Dentistry Today's Top 100 Clinicians and one of Dental Product Review's most influential women in dentistry, will lead a workshop on how to use the provision-

als as an assessment tool to help evaluate form and function.

Restorative material

Jeff J. Brucia, DDS, who practices esthetic and restorative dentistry in San Francisco and is co-director of the FACE institute, where he chairs the Department of Esthetics and Adhesive Material Science, will lead a workshop to provide detailed insight into the total spectrum of indirect restorative materials indicated for use in the posterior area.

Sleep apnea

Jamison R. Spencer, DMD, MS, director

of the Center for Sleep Apnea and TMJ in Boise, Idaho, and director of dental sleep medicine for Lane and Associates Family Dentistry in Raleigh, N.C., will lead a lecture to review the basics of normal sleep, snoring and obstructive sleep apnea in adults and children. He will also cover diagnosis and treatment of obstructive sleep apnea, including the dentist's role and appliance selection.

Team motivation

Chris Scappatura, who promotes personal and office development through humorous and thought-provoking seminars and coaching, will lead a lecture on

improving office communication to improve office environment and create better patient experience.

Dave Weber, BA, an internationally recognized speaker, author and humorist who helps dental practices "make progress on purpose," will discuss the secret to bringing out the best in the people you work with and the patients you serve.

The meeting also features a three-day exhibit hall with the latest products and services from 400 companies. For more information and to register, you can visit www.cdapresents.com.

(Source: California Dental Association)

AD

STRUGGLING TO STAY AFLOAT?

FIND OUT WHY LVI IS YOUR LIFE SAVER.

Register Now For **CORE I Advanced Functional Physiologic Dentistry**

888.584.3237 • www.lviglobal.com • concierge@lviglobal.com

LVI GLOBAL

CHANGING DENTISTRY. CHANGING LIVES.

Las Vegas Institute for Advanced Dental Studies, LVI Global is an ADA Recognized Provider

ADA CERP is a service of the American Dental Association to assist dental professionals in identifying quality providers of continuing dental education. ADA CERP does not approve or endorse individual courses or instructors, nor does it imply acceptance of credit hours by boards of dentistry.

Concerns or complaints about a CE provider may be directed to the provider or to the Commission for Continuing Education Provider Recognition at ADA.org/CERP.

Approved PACE Program Provider FAGD/MAGD credit. Approval does not imply acceptance by a state or provincial board of dentistry or AGD endorsement. 06-01-15 to 5-31-19. Provider ID# 208412

ADA CERP Continuing Education Recognition Program

Futar[®] bite registration – 6 times the choice



BUY DIRECT AND SAVE
▶ 3 Futar[®] for \$99.00

Come see Kettenbach
at the CDA San Francisco
▶ **Booth #1440**

A complete line of six high-quality Futar[®] bite registration materials saves practitioner time and money; without sacrificing quality. Futar[®] bite registrations will achieve proper centric relation/ centric occlusion registration and minimize any adjustments. Order direct under www.kettenbachusa.com or call 877-532-2123. www.kettenbach.us

'A shot that patients, practitioners love'

Anutra Local Anesthetic Delivery System offers simple platform for buffering

By Anutra Medical Staff

"I didn't even know you gave me a shot," Barb said as Dr. Kelly picked up his handpiece and went to work immediately. For decades, the idea of getting a dental injection has terrified patients. Quite frankly, the uncertainty, unpredictability and long onset time of local anesthetic equally terrifies the practitioner.

The Anutra Local Anesthetic Delivery System redefines local anesthetic delivery, according to the company. It radically enhances patient experience and comfort while transforming a practitioner's efficiency, profitability — as well as the profundity and predictability of local anesthetic.

Age-old science made simple

Buffering is an age-old science that has been used in the medical community for decades. Buffering is simply taking something acidic, mixing it with something more basic to neutralize the acid.

So why does this matter in dentistry? Lidocaine with epinephrine has a low

**CDA
BOOTH
NO. 1639**

pH, meaning it is extremely acidic. In fact, its pH is close to that of citric acid, which is found in limes and lemons. Could you imagine injecting lemon juice into someone's mouth? We simply would not do that.

Much of the burning and stinging sensation comes from the fact that local anesthetic is very acidic. The Anutra Local Anesthetic Delivery System makes buffering simple. By loading an Anutra Local Anesthetic Delivery System cassette at the beginning of the week, clinicians can simply buffer anesthetic for every patient by twisting the knob on the Anutra Dispenser. It could not be easier.

Can also deliver powerful topical anesthetic effect prior to injection

What adds to the power of buffered anesthetic is a topical effect that is a result of a CO₂ microbubble that is formed when local anesthetic is mixed with sodium bicarbonate. Many practitioners report dropping a small amount on the mucosa prior to injecting for a very powerful topical anesthetic.

Not only is patient comfort increased

with buffered anesthetic, a practitioner's efficiency is dramatically optimized. Since buffered anesthetic is raised to physiologic pH, the anesthetic crosses the nerve membrane more readily, meaning a patient can reach pulpal anesthesia in as little as two minutes, even with blocks.

Additionally, anywhere from 4,000–6,000 times the active molecules of anesthetic will cross the nerve membrane, making it more profound than normal lidocaine as well as increasing the predictability that a patient will get numb the first time, even on those hard-to-numb patients.

Disposable, multidose, one-handed

Not only does the Anutra Local Anesthetic Delivery System provide a simple platform for you to buffer in your practice, it also introduces the first-known, FDA-approved, multidose, one-handed aspiration syringe that is fully disposable.



So what does that mean? It means that you can hold up to 6 mL of anesthetic in one single syringe. There is no need to reload cartridges; one syringe can hold the equivalent of at least three traditional 1.8 mL dental cartridges.

According to the company, with its affordable cost, revolutionary new syringe, simple dosing system and long shelf-life, the Anutra Local Anesthetic is a no-brainer for every dental practice.

AD

THE FUTURE OF DENTISTRY IS HERE!

AND HERE!

VICTORIA, BC
September 23, 2016

AND HERE!

EDMONTON, AB
October 21, 2016

AND HERE!

LOUISVILLE, KY
September 24, 2016

AND HERE!

ORLANDO, FL
November 4, 2016

AND HERE!

DALLAS, TX
September 23, 2016

AND HERE!

ATLANTA, GA
December 2, 2016

LVI REGIONAL EVENTS • THE FUTURE OF DENTISTRY

www.lviglobal.com • concierge@lviglobal.com • 888.584.3237



Approved PACE Program Provider FAGD/MAGD credit.
Approval does not imply acceptance by a state or provincial board of dentistry or AGD endorsement.
06-01-15 to 5-31-19. Provider ID# 208412




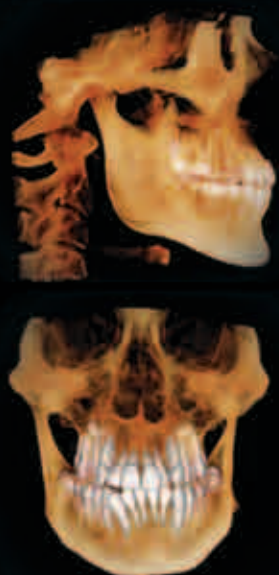
**CHANGING DENTISTRY.
CHANGING LIVES.**

Las Vegas Institute for Advanced Dental Studies, LVI Global is an ADA Recognized Provider

ADA CERP is a service of the American Dental Association to assist dental professionals in identifying quality providers of continuing dental education. ADA CERP does not approve or endorse individual courses or instructors, nor does it imply acceptance of credit hours by boards of dentistry.

Concerns or complaints about a CE provider may be directed to the provider or to the Commission for Continuing Education Provider Recognition at ADA.org/CERP.

ADA CERP® | Continuing Education Recognition Program



**SUMMER
SPECIAL**

**SAVE 50%
OFF TUITION**

promo code - DTR50

**Earn up to
12 CE credits**

A PREMIER EDUCATIONAL EVENT ON CONE BEAM 3D IMAGING

Dental 3D University brings together a phenomenal group of world-class speakers and will offer you an opportunity to learn from peers and industry experts, while earning CE credit. This two-day course will cover topics such as: successfully incorporating 3D into your practice and maximizing its investment, implant planning with 3D and surgical guides, reading 3D scans, and more.

dental3DU.com | (888) 367-6080
OCTOBER 7-8, 2016 | BOSTON, MA



Download Christine Taxin's ebook

*"8 Steps to Help Patients Maximize
Medical Insurance Benefits"*

dental3du.com/taxin-ebook/000992.html

SEE HER AT 3DU - REGISTER TODAY!

Photo: Kristin Brown - iStockphoto.com



Brought to you by:

KaVo Kerr
Group

GENDEX

NOMAD

SOREDEX

INSTRUMENTARIUM



Fig. 1: Ot Equator attachments screwed into the implants. Photos/Provided by Dr. Marco De Angelis

Fig. 2: Rhein83 Ot Equator attachment system.

Fig. 3: Denture completed.

Upper, lower dentures on Rhein83 components

By Marco De Angelis, DDS, and Luigi Ciccarelli, dental technician

This clinical case illustrates in a schematic way some of the stages involved

in the realization of an upper and lower overdenture on eight implants: four implants on the upper jaw and four on the lower (Fig. 1).

This solution will provide greater stability to the prosthesis during the phona-

tion and chewing functions. This enables the patient to feel safe, comfortable and confident with the prosthesis while in social situations.

This technique uses the spherical attachments that enable the clinician to

reduce the final costs when compared with a solution using a bar.

The fact that the prosthesis will be retained by implants does not lessen the need that the prosthesis achieve all of the other requirements of a traditional prosthesis: It must have an appropriate extension of the edges, a correct vertical dimension, a repeatable centric relationship and a correct assembly of the teeth. The prosthesis thus conceived will not have only an implant support but it also will have a mucous support.

In the presence of reduced vertical dimensions and a high number of implants, it is preferred to use of a superstructure of cobalt chromium that will prevent any breakage in correspondence of the metal housings containing the retentive caps.

The clinician, before fixing the retentive caps (Fig. 2), will check the insertion paths of the prosthesis to eliminate residual areas of compressions with a special paste and the centric contacts.

The fixing of the retentive caps with liquid resin will be facilitated by the use of protective disks that prevent the resin from invading the undercuts of the attachments, allowing an easy removal of the prosthesis once cured.

After the curing, the excess of resin will be finished with a bur.

Before the final delivery, the patient will be instructed on how to properly store and clean the prosthesis and implants. The prosthesis *in situ* received clear satisfaction from the patient. Thanks is due to Vincenzo Liberati of Lab. DentaLine for the construction of the superstructure (Fig. 3).

For more information, you can visit www.marketing@rhein83.it.



Marco De Angelis, DDS



Luigi Ciccarelli, DT

AD

OT EQUATOR SmartBOX be smart

- Rotational core
- Titanium housing with TiN coating
- Rotational functionality
- Elastic Cap

Free-trauma insertion

Implant divergency correction up to 50°

25°

RHEIN83USA
Imported and Distributed By American Recovery
877-778-8383
www.rhein83usa.com
info@rhein83usa.com

Read more online

The full version of this article — in English as well as in its original Italian ("Protesi superiore e inferiore su componentistica Rhein83") — can be found on the Dental Tribune International website at www.dental-tribune.com.

Kettenbach sells Futar bite-registration material direct

By Kettenbach Staff

**CDA
BOOTH
NO. 1440**

The Futar® brand family of bite-registration materials is being sold to the U.S. market by Kettenbach LP. The products include Futar Fast, Futar D, Futar D Fast, Futar D Slow and Futar Scan.

Now, with six times the choice, Futar bite-registration materials enable practitioners to choose the appropriate material to fit their particular needs. Whether a practitioner is looking for high final hardness, comfortable working times or a “scannable” material, the Futar line has it all, according to the company.

Futar, the original bite registration from Kettenbach, has been a high-demand product for years. The company describes the materials as being “highly acclaimed” and note that the materials have earned recognition from several third-party evaluators in the U.S. as well as globally. The company asserts that the brand represents the market’s most popularly used bite registration material.

According to the company, Futar can be conveniently milled and easily cut with a scalpel. Excess material can be easily broken off, and the correct occlusal position can be checked in the mouth, the company asserts. The upper and lower jaw models can be precisely assigned. The working time is 15 seconds with an intraoral setting time of 45 seconds. And because it sets firm, vertical dimension accuracy is assured, according to the company.

About Kettenbach

Kettenbach, based in Huntington Beach, Calif., is the exclusive U.S. distributor for Kettenbach GmbH & Co. KG (Eschenburg, Germany).

Founded by August Kettenbach in 1944, Kettenbach GmbH was created for the development and marketing of medical and dental products. Today, the company is one of the leading international producers of dental impression materials and is also known in other surgical areas of medicine. The company’s brands include Panasil VPS Impression Material, Identium VSXE Impression



Futar bite-registration materials, available in six variations, enable practitioners to choose the appropriate material to fit their particular needs. Photo/Provided by Kettenbach

Material, Futar Bite Material, Silginat Alternative Alginate, Visalys Temp Material, Mucopren Resilient Liner and Visalys Veneers.

For more information you can call (877) 532-2123 or visit www.kettenbachusa.com.

←LEADERS, page A4

tices for diverse topics such as moving to a paperless office, compliance and hiring/termination scenarios. These courses are

approved for nine C.E. credits (including toward the AADOM Fellowship Program). AADOM is an AGD-approved C.E. provider.

AADOM will also announce the winner of the 2016 Practice Manager of the Year,

as well as induct the newest class of fellows into the AADOM Fellowship Program. AADOM is once again hosting the Dental Spouse Business Network (DSBN) for dental spouses and life partners.

For more details about the annual session and registration information you can visit www.aadomconference.com.

(Source: AADOM)

AD

The new MIXPAC™ Mixing Technology

Significantly less waste

Innovation in Application

SULZER

Sulzer Mixpac Ltd
Ruetistrasse 7
9469 Haag, Switzerland
P +41 81 772 20 00
F +41 81 772 20 01
mixpac@sulzer.com
www.sulzer.com

MIXPAC T-Mixer
Sulzer Mixpac has introduced a new line of mixing tips which enhances performance, decreases waste volumes up to 40% and reduces costs. The new technology provides a high mixing quality, ensures repeatable and reliable clinical results – keeping you and your patients happy. The new T-Mixers are 100% compatible with original MIXPAC products. For more details or to place an order, please contact your dental dealer.