

# IMPLANT TRIBUNE

— The World's Dental Implant Newspaper • U.S. Edition —

JULY 2015 — VOL. 10, No. 7

www.dental-tribune.com

## Summer symposium in San Fran

*ICOI's event to focus on theme, 'Knowledge Above Opinion'*

By Sierra Rendon, Managing Editor

**T**his August, the International Congress of Oral Implantologists will once again host its ICOI 2015 Summer Implant Symposium.

This year's symposium, taking place at the San Francisco Marriott, will center on the theme of "Knowledge Above Opinion," according to the event's Scientific Program Chairman, Dennis Smiler, DDS, MScD.

"Learning is an aggressive act — you have to 'show up' and attend meetings, practice what you have learned and then go on to acquire more education," Smiler says. "The ICOI is pledged to be with you every step along the way."

Smiler says the event's course material is planned to enrich attendees' education and enhance each clinician's practice. The curriculum includes discourses



The International Congress of Oral Implantologists will host its ICOI 2015 Summer Implant Symposium from Aug. 14-16 at the San Francisco Marriott Marquis. Photo/Implant Tribune File Photo

• ICOI, Page B8

### PREVIEW

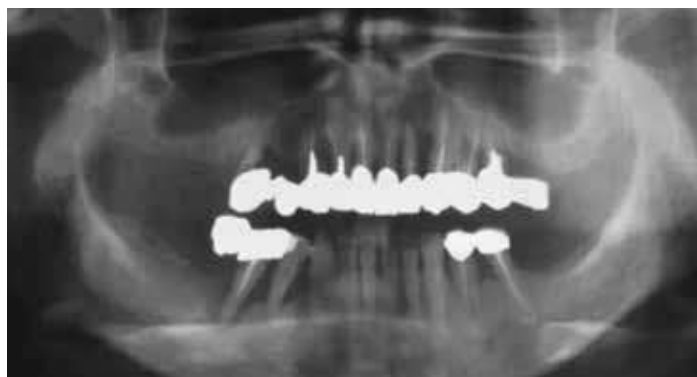
## Case: Intraoral welding and lingualized occlusion

By Luca Dal Carlo, DDS, Franco Rossi, DDS, Marco E. Pasqualini, DDS, Mike Shulman, DDS, Michele Nardone, MD, Sheldon Winkler, DDS, and Tomasz Grotowski, DDS

**M**embers of the Italian affiliate of the American Academy of Implant Prosthodontics, NuovoGISI, have long and successful experiences with immediate loading of maxillary implants connected together by intraoral welding.

**Acknowledgement:** The technique utilized in the clinical report follows the Auriga procedure developed by Dr. Luca Dal Carlo.

For the complete case, please see the upcoming issue of *implants*, the international C.E. magazine of oral implantology. It will also be available online at [www.dtstudyclub.com](http://www.dtstudyclub.com) by Aug. 10.



Preoperative panoramic radiograph of 50-year-old caucasian woman.

Photos/Provided by Dr. Mike Shulman



Seven-year follow-up radiograph shows satisfactory preservation of bone surrounding all of the implants.

Read the full case study in the next issue of *implants*, the international C.E. magazine of oral implantology, or online at [www.dtstudyclub.com](http://www.dtstudyclub.com).





A look at surgical implant placement by recent participants of the live patient surgical courses provided by the California Implant Institute.  
Photos/Provided by California Implant Institute

# California Implant Institute presents live patient surgical courses in Mexico

By California Implant Institute Staff

**T**he California Implant Institute is pleased to present five-day, Level I and Level II comprehensive live patient surgical externship courses in Baja California, Mexico, this year.

## Level I course

Attendees of the Level I course will implement step-by-step implant surgical protocols on live patients under the supervision of Louie Al-Faraje, DDS, and additional faculty.

The five-day course will include eight hours of lectures on diagnosis and treatment planning of implant cases (around two hours each morning). Each attendee will place 10-15 implants and assist with multiple implants on live patients.

Course participants will increase their knowledge and skill in the areas of flap design, alveoloplasty, implant placement, bone grafting and suturing techniques. Upon completion of the externship, attendees will have smoother transition from the classroom to surgically placing implants in their own offices.

All patients are carefully selected by the California Implant Institute faculty, and CT scans are provided for all patients. During the most recent program, 15 participants placed more than 170 implants, including immediate and

computer-guided placements, and performed multiple bone-grafting procedures.

## Level II course

Attendees of the Level II course will increase their knowledge and skill level in the areas of advanced implant surgical techniques, including lateral-window sinus lifting, maxillary and mandibular ridge expansions, CT graft and block grafting. Level II participants will work also with Piezotome and CO2 laser units, which are available at each Level II working station. Attendees will add advanced implant-related surgical procedures to their practice.

## Upcoming courses

The live patient surgical externship in Mexico is provided four times a year. Each of the Level I and Level II programs offer 40 C.E. credits. Complete information on the externship, including tuition, testimonials, staff bios, accommodations and location, can be found at [www.implanteducation.net](http://www.implanteducation.net), by calling (858) 496-0574 or by e-mail at [info@implanteducation.net](mailto:info@implanteducation.net).

## Academic director

Dr. Al-Faraje is a private practitioner as well as the founder and director of the California Implant Institute, which conducts a one-year fellowship program in implant dentistry. He is a fellow of the American Academy of Implant Dentist-



Dr. Louie Al-Faraje is founder and director of the California Implant Institute.

ry and a diplomate of the International Congress of Oral Implantologists and the American Board of Oral Implantology.

## IMPLANT TRIBUNE

### PUBLISHER & CHAIRMAN

Torsten Oemus [t.oemus@dental-tribune.com](mailto:t.oemus@dental-tribune.com)

### PRESIDENT/CHIEF EXECUTIVE OFFICER

Eric Seid [e.seid@dental-tribune.com](mailto:e.seid@dental-tribune.com)

### GROUP EDITOR

Kristine Colker [k.colker@dental-tribune.com](mailto:k.colker@dental-tribune.com)

### MANAGING EDITOR IMPLANT TRIBUNE

Sierra Rendon [s.rendon@dental-tribune.com](mailto:s.rendon@dental-tribune.com)

### MANAGING EDITOR

Fred Michmershuizen  
[f.michmershuizen@dental-tribune.com](mailto:f.michmershuizen@dental-tribune.com)

### MANAGING EDITOR

Robert Selleck [r.selleck@dental-tribune.com](mailto:r.selleck@dental-tribune.com)

### PRODUCT/ACCOUNT MANAGER

Humberto Estrada  
[h.estrada@dental-tribune.com](mailto:h.estrada@dental-tribune.com)

### PRODUCT/ACCOUNT MANAGER

Will Kenyon  
[w.kenyon@dental-tribune.com](mailto:w.kenyon@dental-tribune.com)

### PRODUCT/ACCOUNT MANAGER

Maria Kaiser  
[m.kaiser@dental-tribune.com](mailto:m.kaiser@dental-tribune.com)

### BUSINESS DEVELOPMENT MANAGER

Travis Gittens  
[t.gittens@dental-tribune.com](mailto:t.gittens@dental-tribune.com)

### EDUCATION DIRECTOR

Christiane Ferret [c.ferret@dtstudyclub.com](mailto:c.ferret@dtstudyclub.com)

Tribune America, LLC  
116 West 23rd Street, Suite 500  
New York, NY 10011  
Phone (212) 244-7181  
Fax (212) 244-7185

Published by Tribune America  
© 2015 Tribune America, LLC  
All rights reserved.

Tribune America strives to maintain the utmost accuracy in its news and clinical reports. If you find a factual error or content that requires clarification, please contact Managing Editor Sierra Rendon at [s.rendon@dental-tribune.com](mailto:s.rendon@dental-tribune.com).

Tribune America cannot assume responsibility for the validity of product claims or for typographical errors. The publisher also does not assume responsibility for product names or statements made by advertisers. Opinions expressed by authors are their own and may not reflect those of Tribune America.

### EDITORIAL BOARD

Dr. Pankaj Singh  
Dr. Bernard Touati  
Dr. Jack T. Krauser  
Dr. Andre Saadoun  
Dr. Gary Henkel  
Dr. Doug Deporter  
Dr. Michael Norton  
Dr. Ken Serota  
Dr. Axel Zoellner  
Dr. Glen Liddelow  
Dr. Marius Steigmann

## Corrections

Implant Tribune strives to maintain the utmost accuracy in its news and clinical reports. If you find a factual error or content that requires clarification, please report the details to Managing Editor Sierra Rendon at [s.rendon@dental-tribune.com](mailto:s.rendon@dental-tribune.com).

## Tell us what you think!

Do you have general comments or critique you would like to share? Is there a particular topic you would like to see featured in Implant Tribune? Let us know by e-mailing [feedback@dental-tribune.com](mailto:feedback@dental-tribune.com). We look forward to hearing from you! If you would like to make any change to your subscription (name, address or to opt out), please send an e-mail to [c.maragh@dental-tribune.com](mailto:c.maragh@dental-tribune.com) and be sure to include which publication you are referring to. Also, please note that subscription changes can take up to six weeks to process.





# *Our Latest* **Innovations & Deals**



**NEW  
product**

## **Zircornia Bone Collector**

**For Harvesting Autogenous Bone**

- Zircornia Drill - **Lower heating & Longer Lasting**
- Stainless Steel Stopper - **Accuracy & Depth Control**

**COME & SEE** the difference

## **Allograft Special**

**Buy 2 Get 1 FREE**

- Mineralized Cortical/Cancellous Bone  
(1.0cc, particle size 1.6-1.25mm)



## **Flexible Periotome Kit**

**A Flexible Approach to Atraumatic Extractions**

- Anterior & Posterior Periotomes,  
Root Extractor, with 5pc Cassette

**\$350**



## **PiezoART LED**

**Ultrasonic Surgical Unit**

- 2 LED Hand Pieces plus 14 Tips**
- 1 Autoclavable Irrigation Tubing**

**\$6,500**





# Sterngold's new Stern SNAP Angled Overdenture Implant Abutment System approved by the FDA

By Sterngold Dental Staff

**S**terngold Dental is pleased to announce it has received FDA market clearance for the new Stern SNAP Angled Overdenture Implant Abutment System.

The new Stern SNAP Angled Overdenture Implant Abutments will work with many popular implant systems, according to the company. Its innovative two-piece design allows the SNAP Angled to perform True Angle Correction of up to 20 degrees on divergent implants, without the need to rely on a hinging attachment. The SNAP is also available in a straight version for implants within 10 degrees of parallel.

The system features a new maximum durability cap (available at 1, 2 and 3 pounds) that does not require a housing, making for a low profile of only 2.5 mm and requiring less space in the denture.

The Stern SNAP is an innovative, predictable and economical solution for stabilizing patients' dentures, the company asserts.

For more information, call (800) 243-9942 or visit [www.sterngold.com](http://www.sterngold.com).

## About Sterngold Dental

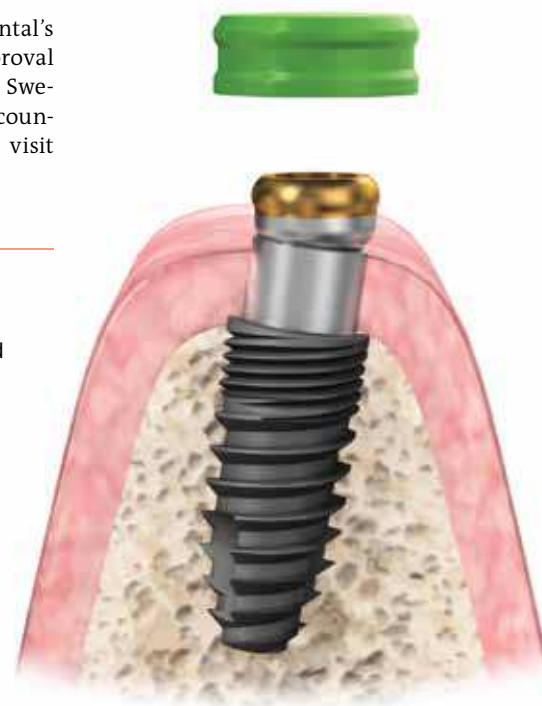
Founded in 1897, Sterngold Dental, LLC, is a world leader in dental products and specializes in alloys, attachments, implants and restorative systems. Examples are the Stern ERA family of resilient dental attachments and the Natural Profile Abutment System for esthetic restoration of osseointegrated implants.

Sterngold Dental, LLC, is EN ISO 13485:2012+AC:2009 and ISO 13485:2003 (CMDCAS) certified, and it also complies with the European Medical Device Directive (93/42/EEC), FDA Quality System Regulations and MHLW Ministerial Ordinance No. 169. All products and procedures are closely monitored under these

quality systems. Sterngold Dental's implant products have full approval to market in the United States, Sweden and more than 20 other countries. For more information, visit [www.sterngold.com](http://www.sterngold.com)

Sterngold's new Stern SNAP Angled Overdenture Implant Abutment.

Photo/Provided by Sterngold Dental



AD



## Master-Pin-Control

# ALL YOU NEED!

Hybrid Pin System - developed with Dr. Istvan Urban

The Bone Management® system Master-Pin-Control is especially designed for the fixation of reabsorbable, non-reabsorbable, and titanium membranes. Since the pins have an extra mini-thread, they are a hybrid between a screw and a pin. The sharp tip and the sturdy construction allow the pins to be inserted into very compact cortical bone. In addition, the pins can easily and safely be removed especially after a successful healing period due to its thread and unique head design.

### At a glance

- Fixation of membrane with titanium pins
- Removal of pins made simple with pin holder
- Easy pin placement even in dense cortical bone



\*Kit complete with 34 pins



BMP00

MEISINGER USA, L.L.C.

10200 E. Easter Ave. • Centennial • Colorado 80112 • USA

Phone: +1 (303) 268-5400 • Fax: +1 (303) 268-5407

info@meisingerusa.com • <http://meisingerusa.com>

*Meisinger* since 1888



# Experience the advantages of Hahn™ Implants



"The Hahn™ Tapered Implant System offers practitioners some distinct advantages: an easy-to-use surgical kit with length-specific drills, a thread pattern that engages the bone precisely as directed with a high degree of initial stability, and esthetic healing and restorative components for a natural emergence profile. Add to this the support of an industry-leading laboratory, and you won't find a more complete implant system anywhere on the market."

– Timothy Kosinski, DDS, MAGD; Bingham Farms, Michigan



"The simplified surgical protocol of the Hahn Tapered Implant System has helped me boost my case efficiency, with the wide-ranging assortment facilitating predictable placement in all regions of the mouth. The implant performs exceptionally well in fresh extraction sites. Anyone looking to confront the challenges of implant therapy will appreciate the versatility and performance of this exciting new system."

– Paresh Patel, DDS; Mooresville, North Carolina



**\$100\*** per implant  
with special offer

\$160\* per implant list price

Already have a NobelReplace® surgical kit? Use your existing kit and order five Hahn Tapered Implants for just \$500 (\$300 savings). This offer also includes a set of four FREE Hahn Tapered Implant drivers (\$200 value).



## IMMEDIATE LOADING



Achieve high primary stability, facilitating nonfunctional provisionalization where indicated.

## LIMITED SPACE



Robust 3 mm implant allows for restoration of narrow ridges and tight interproximal spaces.

## MOLAR EXTRACTIONS



Wide-diameter implant ideally suited for "titanium grafting" of posterior extraction sites.

NobelReplace is a registered trademark of the Nobel Biocare group. Hahn Tapered Implant is a trademark of PrismaTik Dentalcraft, Inc.  
\*Price does not include shipping or applicable taxes.

For more information

**800-407-3310**

[www.hahnimplant.com](http://www.hahnimplant.com)



Hahn implants and components are manufactured in our Irvine, California, facility.

**GLIDEWELL DIRECT**

CLINICAL AND LABORATORY PRODUCTS

3034532\_1.0 ECO #3034511



# The Hahn Tapered Implant: 45 years in the making

By Keith Peters, Contributing Editor,  
Inclusive magazine

Since placing his first implant nearly 45 years ago, Dr. Jack Hahn has spent much of his career as an implantologist thinking of ways to make treatment more accessible to the practitioner as well as the patient.

Implant design has improved dramatically during that time, with Hahn spearheading key innovations that have helped make implant therapy the essential mode of dental treatment it is today. From the endosseous blade-form implant he helped Miter Inc. develop in 1978 to the newly released Hahn Tapered Implant, Hahn's efforts have been driven by the desire to continually improve in order to make treatment simpler and more predictable.

"The easier we make it to position the implant for a restoration that looks like a natural tooth, the better results we'll have," Hahn said in a recent interview.

It was this line of thinking that inspired Hahn's idea for the first tapered implant. After a long day that included several cases in which he had difficulty placing parallel-walled implants in the anatomically restricted space of the anterior maxilla, Hahn had an epiphany: "The tooth I was replacing was taper-shaped, so why was I putting in a square peg?" That very night, he sketched out the concept.

Steve Hurson, former chief scientist for Nobel Biocare, has said of this industry-changing innovation: "Dr. Hahn identified a need for an implant with a narrower apex, which would achieve higher primary stability in soft bone. The concept was to have an implant design that would have the tapered shape of a tooth root ... resulting in a system with outstanding predictability."

In essence, this was an extension of the philosophy that inspired the design of the machined collar Hahn helped Steri-Oss develop. "By designing a 4 mm machined collar that was more like the neck of a natural tooth root, we were able to prevent crestal bone loss and improve outcomes," he said.

This drive to constantly improve has not always been met with open arms. In fact, his role with Steri-Oss was borne of a disagreement with Miter Inc.

"The Titanodont implant had some problems, including an abutment attachment that lost its retention after a few years and fins that would become exposed if there was any crestal bone loss. So I proposed a machined collar with a new prosthetic connection," Hahn said. "They said they couldn't do it because it would be too expensive to change the machinery. I didn't want to have my name associated with the implant any



Designed to maximize clinical efficiency, predictability and primary stability, the Hahn Tapered Implant is the culmination of Dr. Jack Hahn's 45-year career as an innovator and implantologist. Photos/Provided by Glidewell Laboratories

longer if they weren't going to correct the problems."

This led Hahn to other endeavors, including his role with Steri-Oss and, eventually, Nobel Biocare.

After the NobelReplace® tapered implant system launched in 1997, Hahn continued placing and restoring implants, completing thousands of cases. This experience afforded clinical observations that would serve as the basis for a new implant design that Hahn considers his best.

"I came to Nobel with my idea for a new implant in 2012, conceptual engineering drawings in hand, and they said, 'Replace is so successful; why change now?'"

Hahn said he replied: "Apple has become one of the most successful companies in history by constantly innovating. Why shouldn't we do the same in dental implants?"

Hahn continued, "I had been placing implants for decades, and there were still problems we could solve with a new design. I had this implant that would be easier for doctors to place, with a simpler drilling protocol and a thread design that would allow for efficient placement and a high degree of primary stability."

Wanting to take his design concept to the next level, Hahn began pursuing alternatives, an effort that eventually led him to Glidewell Laboratories.

"I knew a lot of the Glidewell people from my days at Steri-Oss and Nobel, and they were happy to meet



Dr. Jack Hahn receiving the Lifetime Achievement Award from the American Academy of Implant Dentistry.

with me," he said.

The resulting partnership culminated in the recent launch of the Hahn Tapered Implant System, and Hahn said he couldn't be happier with the results.

"When I first visited their facilities, it was immediately apparent that their manufacturing capabilities are state-of-the-art," he said. "Their engineering team has the technology and know-how to bring design concepts to life with astonishing speed and precision, and their expertise on the prosthetic side of implant dentistry has been invaluable in creating an implant that is as simple to restore as it is to place."

With a career that speaks volumes on the importance of continual innovation, Hahn said he's proud to have his name on an implant that contributes to the forward progression of implant dentistry while reducing the cost of treatment.

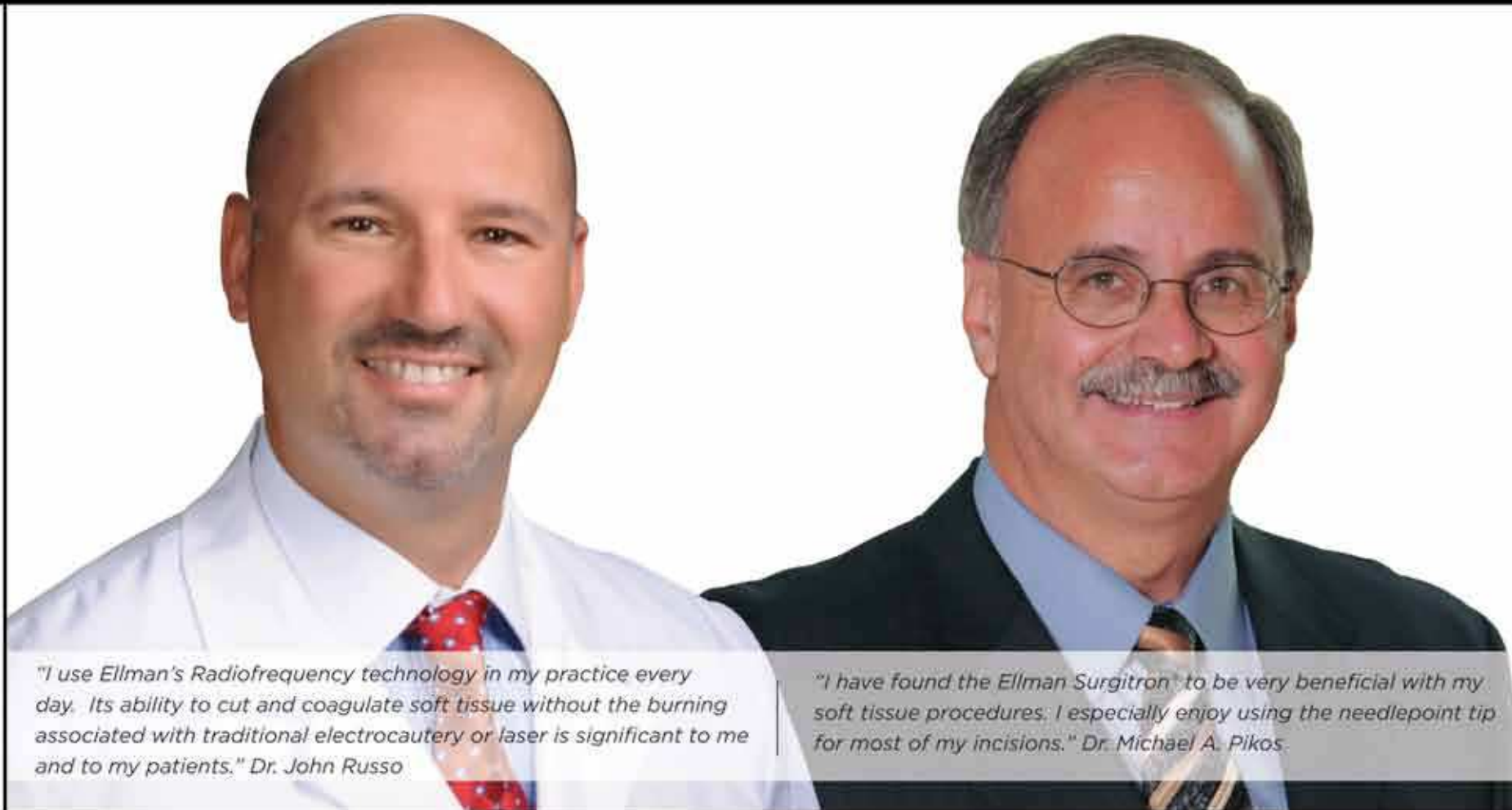
"The better we make implant design, the more accessible we can make implant dentistry to doctors so they can improve their practices and the quality of life of their patients," he said.

*Editor's note: The Hahn Tapered Implant is a registered trademark of Glidewell Laboratories. NobelReplace is a registered trademark of Nobel Biocare.*

ICOI SHOW PROMOTION

# SHARPEN YOUR SKILLS

ellman®  
A Cynosure Company



*"I use Ellman's Radiofrequency technology in my practice every day. Its ability to cut and coagulate soft tissue without the burning associated with traditional electrocautery or laser is significant to me and to my patients." Dr. John Russo*

*"I have found the Ellman Surgitron to be very beneficial with my soft tissue procedures. I especially enjoy using the needlepoint tip for most of my incisions." Dr. Michael A. Pikos*

## RECEIVE A FREE CLINICAL DVD

with the purchase of any Ellman device

ICOI 2015 MEETING EXCLUSIVE

Sharpen your skills with Dr. Russo or Dr. Pikos, **IT'S YOUR CHOICE**

### Surgitron Dual RF™/120 IEC

High Frequency - Low Temperature  
4.0 MHz Radiofrequency

#### CLINICAL BENEFITS INCLUDE

Reduced post-operative discomfort  
Minimal scar tissue formation  
Precise incisions in delicate tissues  
Enhanced healing  
Excellent cosmetic results

#### PROCEDURES WITH RF

Gingival Grafting  
Crown Lengthening  
Pulpotomies  
Apicoectomy  
Bipolar Coagulation



ICOI ATTENDEES VISIT BOOTH 515

Ellman • 400 Karin Lane, Hicksville, NY 11801 • Tel (516) 594-3333 • [www.ellman.com](http://www.ellman.com)

Cynosure, Ellman and Surgitron are registered trademarks of Cynosure, Inc.

© 2015 Cynosure, Inc. • CCI15033



# ICOI and its German affiliates to celebrate World Congress in Berlin

By Craig Johnson, ICOI,  
Executive Director

The International Congress of Oral Implantologists (ICOI), its component society, the Deutsche Gesellschaft für Orale Implantologie (DGOI), and German affiliate, Bundesverband der Implantologischen Zahnärzte in Europa E.V. (BDIZ EDI), will join hands as they present ICOI's World Congress XXXII in the capital of Germany, Berlin.

The dates for this World Congress will be Oct. 15-17. The venue for the meeting will be the Maritim Hotel Berlin. The theme for this congress will be "Evidence-Based Innovations in Oral Implantology."

True to the title of World Congress, the faculty will bring together clinicians and academicians from around the world as they present the latest in dental implantology on topics such as soft-tissue applications around implants, growth factors in surgical healing, treatment of periimplantitis, digital communication skills for minimally invasive surgery and much more.

On Thursday morning, Oct. 15, the congress will begin with a four-hour "Young Implantologists" program. Delegates to this congress will want to take advantage of what is new on the horizon as presented by "up and coming" implantologists Roberta Gasparro (Italy), Teruaki Homma (Japan), Elisa Choukroun (France), Filipa Braga (Portugal), Paolo Nuzzolo (Italy), Daniel Grubeanu (Germany), Giuseppe Pantaleo (Italy), Nicolaos Mallios (Greece), Tom Giblin (Australia), Gil Asafrana (Israel) and Thilo Damaskos (Germany).

The afternoon will be filled by several

no-charge pre-congress courses given by our sponsors. Following these educational opportunities will be a welcome reception in the exhibit hall.

Then Friday and Saturday, Oct. 16 and 17, will feature ICOI's main podium speakers: Drs. Ata Anil (Turkey), Joseph Choukroun (France), Mariusz Duda (Poland), Galip Gurel (Turkey), Fouad Khoury (Germany), Richard Leesungbok (South Korea), Pascal Marquardt (Germany), Jaafar Mouhyi (Morocco), Ady Palti (Germany), Yvan Poitras (Canada), Eric Rompen (Belgium), Ilia Roussou (Greece), Gerard Scortecci (France), Ralf Smeets (Germany), Paolo Trisi (Italy) and Konstantinos Valavanis (Greece).

A social highlight for the congress will be the Gala Dinner to be held on Friday evening at the beautiful Restaurant Maritim. The gala will immediately follow the presentation of ICOI's awards ceremony and promises to be a night to remember. The food and drink will be complemented by a rousing band brought in from Baden Baden that will entertain the guests as they dance into the night.

Berlin is not only the capital of Germany but also its cultural center, famous now for its museums, its philharmonic orchestra, multiple opera companies, modern architecture and captivating nightlife. Visitors to the new Berlin can also see reminders of the city's 20th century history, including the Holocaust memorial and the Berlin Wall memorial and the Brandenburg Gate, a symbol of Berlin's unification. Plan to visit Germany with ICOI at this perfect time of year: autumn in Berlin.

For more information and to register for this World Congress, please visit the ICOI website, [www.icoi.org](http://www.icoi.org).



Berlin will be the site of the ICOI's World Congress XXXII.

Photo/[www.freeimages.com](http://www.freeimages.com)

## Academy of Osseointegration puts out call for abstracts for 2016 meeting

Abstracts are now being accepted for the 2016 annual meeting of the Academy of Osseointegration (AO) occurring Feb. 18-20 in San Diego. The theme of the meeting will be "Globalization of Implant Dentistry: A World of Collaboration." Researchers who are interested in dental implants and tissue engineering are invited to submit an abstract online by 11:59 p.m. Central Time on Friday, Aug. 28.

e-Posters were introduced at AO's 2015 annual meeting for the first time. To digitally view some 300 e-Posters, visit [www.osseo.org](http://www.osseo.org) and click on the "View e-Posters" button. Search for each poster by its number, title, author or keyword.

AO is currently accepting abstract submissions for e-Posters in the following categories:

- Scientific research
- Clinical research
- Clinical innovations and case presen-

tations

- Systematic reviews including meta-analysis
- Case studies

AO is also accepting submissions for oral presentations in the following categories:

- Scientific research
- Clinical research
- Clinical innovations

To submit an abstract, visit [www.osseo.org](http://www.osseo.org) and click on the "2016 Annual Meeting Abstract Submission" button. Screen prompts will guide submitters through the process. There will be a \$50 fee for all abstract submissions. Additional information regarding the e-Poster submission process will be sent in October once the presenter's abstract has been accepted.

AO's Research Submissions Committee and the Clinical Innovations Committee

will blindly review submitted abstracts for quality and appropriateness of content and presentation. Eight oral-clinical, eight oral-scientific and 20 clinical-innovation abstracts will be selected for presentation at the annual meeting.

During the AO Annual Business Meeting on Feb. 20, awards and plaques will be presented for the best oral presentations and e-Posters. The best oral-scientific research and best oral-clinical research presentations will be awarded \$1,000 and the best clinical-innovations presenter will receive \$500. The first-place e-Poster will receive \$500, second place \$250, and the best case study will receive \$500.

If members have questions about oral presentations or e-Posters, they should contact Kim Scroggs, AO Manager of Education, at [kimscroggs@osseo.org](mailto:kimscroggs@osseo.org) or at (847) 439-1919.

### ICOI, Page B1

pertaining to occlusion, management of bruxism, full-arch rehabilitation, innovative surgical procedures, interdisciplinary treatment planning, laboratory procedures, immediate placement of implants, soft-tissue management, management of risks and complications, and much more.

Speakers include Dr. Soheil Bechara; Renzo Casellini, MDT; Jeffrey Carlson, CDT; Dr. Cristian Dinu; Dr. Abdelsalam Elaskary; Dr. Glenn Gittelsohn; Dr. Aslan Gokbuget; Dr. Thomas Han; Dr. Paul Jang; Dr. Jin Kim; Dr. Jack Krauser; Dr. Mauro Labanca; Dr. Carolina Lenzi; Dr. Ady Palti; Dr. Edwin Scher; Dr. Avi Schetrit; Dr. Michael Smilanic; and more.

"This symposium is designed for clinicians who strive to develop a strong state of the art of implant practice," Smiler says. "It is my pleasure to invite you to the ICOI 2015 Summer Implant Symposium. I promise that you will have an enriching educational experience."

For more information on the summer symposium, please visit [www.icoi.org/meetings-courses.php](http://www.icoi.org/meetings-courses.php).



# ONE-YEAR FELLOWSHIP PROGRAM IN IMPLANT DENTISTRY

San Diego, CA Starting January 2016

## Key Educational Objectives

### Surgery-related topics:

Surgical anatomy and physiology, patient evaluation for implant treatment, risk factors, vertical and horizontal spaces of occlusion, bone density, implant surgical placement protocols, computer guided implant placement and restoration, immediate load techniques, mini implants, bone grafting before, during and after implant placement, alveolar ridge expansion using splitcortical technique, guided bone regeneration, sinus lifting through the osteotomy site and the lateral window, block grafting, BMP-2 / ACS graft with titanium mesh.

### Prosthodontics-related topics:

Impression techniques, restorative steps for implant crown and bridge, implant prosthodontics for the fully edentulous patients, high-water design, bar-overdenture, CAD/CAM designs, biomechanical principles, biomaterials, implant occlusion and more

## Faculty:

Dr. Louie Al-Faraje, Dr. James Rutkowski, Dr. Mamaly Reshad, Dr. Christopher Church, Renzo Casellini, CDT and more.

## Hands-on Sessions:

Hands-on workshops will be provided on models and pig jaws.

## LIVE Surgeries:

Selected LIVE surgical procedures will be performed during the program.

## Tuition:

20-Days Certificate Tuition..... \$13,900  
Limited availability. Call today

*Tuition includes: 300 CE units, hands-on workshops, live surgeries, three Quintessence textbooks, set of 25 surgical DVDs, manual and course certificate.*



ADA C.E.R.P.® Continuing Education  
Recognition Program

Easy online registration at  
[www.implanteducation.net](http://www.implanteducation.net)  
or call 858.496.0574

