

DENTAL TRIBUNE

The World's Dental Newspaper · Asia Pacific Edition

PUBLISHED IN HONG KONG

www.dental-tribune.asia

No. 12 Vol. 11



The holiday season
A time for dental emergencies

Page 5



JFK Assassination
Oral surgeon assisted in reanimation

Page 8



Business
Sirona repositions itself in Asia

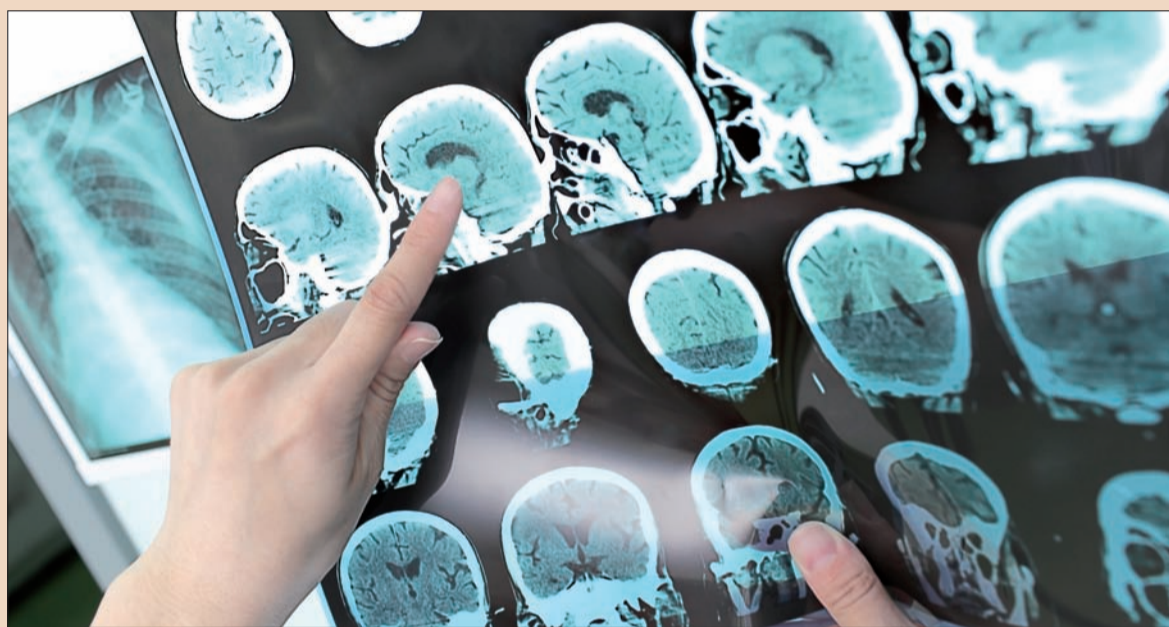
Page 10

Memories of dental treatment haunt brains of anxious patients

DT Asia Pacific

TOKYO, Japan: The sound of a dental drill or suction system evokes a feeling of fear in almost every tenth dental patient. New findings presented by Japanese researchers at a recent neuroscience meeting in the US have now revealed new insights into how the brain of anxious patients may react during treatment. Using functional magnetic resonance imaging, a neuroimaging procedure to measure brain activity, they found stronger activity in the left caudate nucleus in anxious patients when playing them sounds of various dental instruments. When neutral sounds, like a French horn or pure tone, were played, however, activity in this region was found to be significantly lower.

No significant neural activity was detected when the same sounds were played to a control group of non-anxious patients. Instead, these patients showed stronger activity in the right and left superior temporal gyri, a part of the brain usually associated



The caudate nucleus has been associated with learning and memory functions. (DTI/Photo SFAM)

with auditory processing and other neural functions.

“Recent studies have indicated that the basal ganglia, including the caudate nucleus, may play a role in learning and memory functions. The subjects in the dental fear group therefore may be receiving feedback from memories

of sounds of dental treatment,” researcher Hiroyuki Karibe from the Nippon Dental University’s Department of Pediatric Dentistry in Tokyo suggested.

He said that the findings, which have not been published yet, could be applied to assess the effectiveness of conventional in-

terventions for dental fear, such as cognitive behaviour therapy.

The study is the first to have measured how the sounds of dental instruments relate to brain activity. It confirms the assumption that dental anxiety is mainly due to reasons other than the fear of experiencing pain through surgery. [DTI](#)

Report about sterilisation incident

An incident involving the use of improper sterilised instruments in the University of Hong Kong Health Service’s Dental Unit last year was evidently caused by an on-duty dental surgery assistant who failed to complete an autoclave process of a number of instrument packages. Although hundreds of patients were exposed to unsterilised dental instruments, no infections have been detected in the aftermath of the blunder, a report published by an investigation panel of university staff in the *Journal of the Formosan Medical Association* in Taipei, Taiwan, concluded.

The Centre for Health Protection in Hong Kong received information from the university about the incident in early November. Subsequently, over 350 patients having received dental treatment between 30 October and 2 November 2015 were tested to rule out bacterial infections or viruses such as Hepatitis B and C or HIV.

Despite complying with standard infection control guidelines, the panel recommended to revamp the documentation process of future autoclave cycles. [DTI](#)



This picture shows contestants Christian Deutz and Maggy Janoschka at the latest edition of the German TV show „Wetten dass...?“. Deutz won a bet that he could recognise the toothpaste with which his girlfriend had brushed her teeth only from a kiss.

Widespread tooth decay

Owing to bad oral hygiene habits and high consumption of sugary beverages and snacks, dental caries is still highly prevalent among children in Taiwan. According to figures of the Health Promotion Administration in Taipei, eight out of ten children at the age of five currently suffer from severe tooth decay. [DTI](#)

Indians to study oral cancer

Three dentists from India are among the first participants of the University of Dundee’s Master of Research in Oral Cancer programme. The Scottish university inaugurated its 12-month course, which is also the world’s first postgraduate research degree to focus exclusively on oral cancer, in September. [DTI](#)

No amalgam for kids

Environmental organisations in the Philippines have called on the Philippine Dental Association House of Delegates to pass a resolution that will phase down the use of amalgam as a dental filling material for children. The ban is supposed to protect the most vulnerable segment of the population from a harmful substance, representatives of BAN Toxics and the International Association of Oral Medicine and Toxicology in the Philippines stated.

According to the two Filipino organisations, amalgam fillings add significantly to the already high exposure to mercury resulting from artisanal and small-scale gold mining in the country. [DTI](#)



Distinguished by innovation

Healthy teeth produce a radiant smile. We strive to achieve this goal on a daily basis. It inspires us to search for innovative, economic and esthetic solutions for direct filling procedures and the fabrication of indirect, fixed or removable restorations, so that you have quality products at your disposal to help people regain a beautiful smile.


www.ivoclarvivadent.com

Ivoclar Vivadent AG
Bendlerstr. 2 | FL-9494 Schaan | Liechtenstein | Tel.: +423 / 235 35 35 | Fax: +423 / 235 33 60

ivoclar vivadent
passion vision innovation

AD

UPCOMING
WEBINARS



ADAC·E·R·P
CONTINUING EDUCATION RECOGNITION PROGRAM

DENTAL TRIBUNE AMERICA IS AN ADA CERP RECOGNIZED PROVIDER

17

DEC

AN OVERVIEW OF MINIMALLY INVASIVE

Periodontal Surgery Using Er,Cr:YSGG Laser Technology
Dr. Rana Al-Falaki
01:00 PM (EST)

This webinar course is a clinical overview of the use of the Er,Cr:YSGG laser in the management and treatment of Advanced Chronic Periodontitis and Aggressive Periodontitis. Traditional methods to treat such cases usually involve extensive periodontal surgery, along with the use of regenerative bone substitutes to manage the disease process, at the same time resulting in prolonged side effects of sensitivity, pain and recession, as well as the inevitable need for systemic antibiotics. This lecture will take you through an overview of aetiology and risk factors associated with periodontal disease, provide you with an overview of available and current treatment modalities, and demonstrate a minimally invasive technique using Er,Cr:YSGG lasers to achieve favourable outcomes with minimal adverse side effects. Learning objectives:

- Gain a better understanding of how lasers work on soft tissues and bone
- Gain an understanding of the use of Er,Cr:YSGG laser in periodontics for the management of periodontitis.
- Gain an understanding of the mechanisms through which the Er,Cr:YSGG laser can be effective in the periodontal pocket.
- Gain an understanding of the criteria needed for periodontal regeneration, and how the Er,Cr:YSGG laser can help to achieve this goal.
- Be able to describe laser periodontal treatment to their patients.

1h CE FREE COURSE

REGISTER ON WWW.DTSTUDYCLUB.COM

13

FEB

TIPS AND TRICKS FOR MAXIMUM SUCCESS

Ron Kaminer, DDS
08:30 PM (EST)

This program will cover clinical tips in day to day restorative dentistry. It will systematically discuss, new materials, and their impact on operative dentistry and crown and bridge. Some of the topics covered will be:

- Universal Adhesives – Why should I switch to these type of adhesives?
- The newest era of flowable composite.
- The ten minute bonded post and core
- Esthetic splinting of periodontally involved teeth.

1h CE FREE COURSE

REGISTER ON WWW.DTSTUDYCLUB.COM

BECOME A FREE MEMBER:

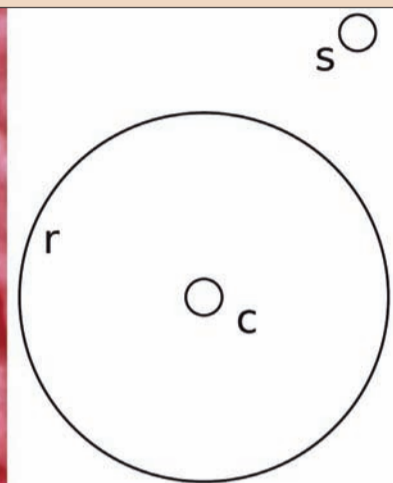
www.DTStudyClub.com

Aussi study claims dentists are prone to visual illusion

DT Asia Pacific

LISMORE, Australia:

Objects in a mirror appearing to be farther away than they are is a common illusion encountered by car drivers around the world every day. Misleading visual perception of an object could also be the reason that dentists sometimes drill larger cavities than necessary to fill a tooth or prepare a root canal, a team of psychologists and dental researchers from Australia and New Zealand has suggested.



Cavities made by the participants of the study were often made too large, which could be due to the Delboeuf illusion, which makes enclosed areas appear smaller than they actually are when seen in a larger context. (DTI/Photo courtesy of Robert P. O'Shea, Australia)

In clinical field tests involving eight practising endodontic specialists from New Zealand and conducted in 2002 and 2006, the researchers found that dental professionals tend to fall trap to the Delboeuf illusion, which makes enclosed areas appear smaller than they actually are when seen in a larger context. In their case, a cavity drilled into a tooth appeared to be smaller when the surrounding tissue was in range of the parameters of the illusion, leading to more healthy tissue being removed at the expense of patients.

The researchers said in the report that it remains unknown

whether dentists are aware of this when drilling but recommended that their findings be incorporated into the early stages of clinical training to decrease the risk of cracking or perforating the root end due to having removed too much healthy tissue. It should also be extended to other fields of health-care treatment that could be affected by visual illusions, they added.

“When operating, health-care providers try to save as much healthy tissue as possible. It is important to know that their eyes can deceive them into removing more healthy tissue than necessary,” lead author of the study and psychology expert from the University of Southern

Cross in Australia Prof. Robert O'Shea commented.

Named after its creator, Joseph Remi Leopold Delboeuf, a Belgian scientist, the illusion was first documented in 1865. It has been reported to be used by restaurants to trick customers regarding the size of their dishes by using smaller plates, among other things.

For the latest study, more than 20 extracted and root-filled teeth were treated by each participant, who had not been informed about the parameters of the illusion. The participants were asked to remove as little tissue as possible when preparing the teeth and to use their usual hand instruments. [DTI](#)

International Imprint

Licensing by Dental Tribune International

Publisher Torsten Oemus

Group Editor/Managing Editor DT Asia Pacific

Daniel Zimmermann
newsroom@dental-tribune.com
Tel.: +49 341 48474-107

Clinical Editor
Online Editors

Magda Wojtkiewicz
Yvonne Bachmann
Claudia Duschek

Copy Editors

Sabrina Raaff
Hans Motschmann

President/CEO

Torsten Oemus

Media Sales Managers

Matthias Diessner
Peter Witteczek
Maria Kaiser
Melissa Brown
Weridiana Mageswki
Hélène Carpentier

CFO/COO

Dan Wunderlich

Marketing & Sales Services

Esther Wodarski

Accounting

Karen Hamatschek

Business Development

Claudia Salwiczek

Executive Producer

Gernot Meyer

Ad Production

Marius Mezger

Designer

Franziska Dachselt

International Editorial Board

Dr Nasser Barghi, Ceramics, USA
Dr Karl Behr, Endodontics, Germany
Dr George Freedman, Esthetics, Canada
Dr Howard Glazer, Cariology, USA
Prof. Dr I. Krejci, Conservative Dentistry, Switzerland
Dr Edward Lynch, Restorative, Ireland
Dr Ziv Mazor, Implantology, Israel
Prof. Dr Georg Meyer, Restorative, Germany
Prof. Dr Rudolph Slavicek, Function, Austria
Dr Marius Steigmann, Implantology, Germany

DENTAL TRIBUNE

The World's Dental Newspaper - Asia Pacific Edition

Published by Dental Tribune Asia Pacific Ltd.

© 2015, Dental Tribune International GmbH. All rights reserved.

Dental Tribune makes every effort to report clinical information and manufacturer's product news accurately, but cannot assume responsibility for the validity of product claims, or for typographical errors. The publishers also do not assume responsibility for product names or claims, or statements made by advertisers. Opinions expressed by authors are their own and may not reflect those of Dental Tribune International.

Dental Tribune International

Holbeinstr. 29, 04229, Leipzig, Germany
Tel.: +49 341 48474-302 · Fax: +49 341 48474-175
Internet: www.dental-tribune.com E-mail: info@dental-tribune.com

Regional Offices

Asia Pacific

DT Asia Pacific Ltd.
c/o Yonto Risio Communications Ltd, 20A, Harvard Commercial Building, 105-111 Thomson Road, Wanchai, Hong Kong
Tel.: +852 5115 6177 · Fax: +852 5115 6199

The Americas

Dental Tribune America, LLC
116 West 25th Street, Suite 500, New York, NY 10001, USA
Tel.: +1 212 244 7181 · Fax: +1 212 224 7185

Dentists feel unprepared for dental scheme

DT Asia Pacific

CANBERRA, Australia: The Australian Ministry of Health has refused claims by the Australian Dental Association to delay the introduction of the Child Dental Benefits Scheme in January 2014. They agreed, however, to conduct a timely review of the programme, which is intended to subsidise dental care for over three million children.

In the organisation's letter, ADA president Dr Karin Alexander said that dentists feel largely unprepared for the introduction of the programme and firstly need

to be fully briefed about its details. She said that there is still a grey area around the administrative requirements of the scheme which, she said could force dentists into making mistakes once it is introduced next month.

According to ministry officials, information leaflets are currently in preparation and will be sent to dentists this month in

order to provide further details of the programme. Furthermore, an e-learning module and telephone hotline for dental provider inquiries will be available on the ministry's website soon. They said that there will also be a national campaign to inform parents of the eligibility requirements.

A part of the former government's National Dental Health

Reform, the scheme entitles children between ages 2 and 17, who are on income support or whose parents receive certain tax benefits, to treatment costs of AUS\$1,000 for basic dental procedures like examinations or extractions over a period of two calendar years. It will replace the current Medicare Teen Dental Plan which was launched under the Labour government back in

2008. An estimated AUS\$3 billion will be provided this way to children in need for dental care over the next two years.

According to recently published figures of the Australian Bureau of Statistics in Canberra, access to dental care services remains limited in the country, particularly for children from low income households. [DTI](#)

AD

Advanced digital diagnostics

DTI

SINGAPORE: With the introduction of its diagnostic digital sensor Gendex GXDP-700, dental equipment manufacturer KaVo offers dentists a more economic entry into the world of 2-D and 3-D diagnostics.

According to the dental equipment manufacturer, various diagnostic problems can be competently solved through the large selection of 12 panoramic and five remote X-ray modes. With the optional volume extension to 60 x 80 mm, it is also possible to cover



the whole mandibular arch with just one image. Both radiation dose and the time taken to effect diagnosis are reduced owing to indication-related volume selection, the company said. KaVo also highlighted the benefit of the Intelligent SmartLogic technology, whereby the most frequently used mode and preselect are automatically saved for use with the next image.

The Gendex GXDP-700 comes with a 10 inch wide touch panel and a system for fast, easy and effective patient-positioning. The software solutions InVivo 3D and VixWin 2D allow not only integration into almost any practice management software, but can also be used for diagnostic purposes, processing and further use of images. [DTI](#)

N-Cement Collection

Luting materials from Ivoclar Vivadent

A strong bond provides confidence and support

Variolink® N | Multilink® N | Multilink® Speed

- Powerful luting materials
 - Tried-and-tested product combinations
 - A wide collection for different demands:
- ESTHETICS | UNIVERSALITY | SIMPLICITY



www.ivoclarvivadent.com

Ivoclar Vivadent AG
Benderstr. 2 | FL-9494 Schaan | Liechtenstein | Tel.: +423 / 235 35 35 | Fax: +423 / 235 33 60

Ivoclar Vivadent Marketing (India) Pvt. Ltd.
503/504 Raheja Plaza | 15 B Shah Industrial Estate | Veera Desai Road, Andheri (West) | Mumbai 400 053 | India
Tel.: +91 (22) 2673 0302 | Fax: +91 (22) 2673 0301 | E-Mail: india@ivoclarvivadent.com

Ivoclar Vivadent Pte. Ltd.
171 Chin Swee Road | #02-01 San Centre | Singapore 169877 | Tel. +65 6535 6775 | Fax +65 6535 4991

ivoclar
vivadent
passion vision innovation

HAPPY NEW YEAR!



MEZGER '13

The holiday season — A time for dental emergencies

Dr Ansgar Cheng
Singapore

The holiday season is a time for celebration and gatherings of family, friends and colleagues. How can we forget staying up a bit late, eating tons of good food and having a couple of drinks too? For dentists, however, it is not uncommon to receive a frantic call or e-mail on Christmas Eve, for example, from a person who is in unbearable pain and needs urgent treatment.

In these cases, the issue is usually either a root canal flare up, or an infected and impacted wisdom tooth. One incident that is still fresh in my memory is of a young lady who was in Germany for the holidays several years ago. She had a root canal infection but all the dental clinics there were closed from Christmas Eve to Boxing Day. She was popping painkillers every three hours and even chewed on her baby daughter's pacifier to relieve the pain.

As she was a family friend, she sent me an e-mail and asked if we at Specialist Dental Group could assist. My staff explored the possibility of couriering medication over to her but it would have taken too long. In the end, she cut short her trip and flew to Singapore to have root canal treatment. Owing to the treatment, she was finally pain-free and ready to party well before New Year's Eve.

Over the last few years, our team has encountered a few interesting emergency situations as a result of the holiday season celebrations. For example, we were called in to attend to dental emergencies as a result of people walking into glass doors after a night of drinking. I remember once seeing this elegant young couple in the middle of the night because the woman was a little drunk and she hit the glass door after losing her balance on her stiletto shoes.

In cases like that, the net outcome is usually as follows —the reinforced glass door stays intact and the teeth, lips, and, sometimes even the nose, get the brunt of the damage. We have certainly stitched up enough lips and fixed many teeth as a result of that.

Christmas delicacies like turkey, ham, nuts and chocolate are great for our palate but they are challenges to our teeth.

On more than one occasion, we have had people showing up

because they had their teeth chipped owing to biting hard nuts, nutshells, and hidden pieces of bone in a big chunk of turkey.

Veneers and braces have also been known to be dis-

lodged due to the food being consumed.

After the holiday season, we also have a lot of people presenting with gum problems. Overworked teeth and gums

combined with less time for tooth-brushing is an almost perfect formula for acute periodontal abscesses.

One pattern that I have observed over the years is that when it comes to dental emergencies during the holiday season, there is no pattern at all; anything and everything can happen. As a result, we try to ensure that at least one member of our dental team is available to stand by should a dental emergency occur during the festivities. **AD**

AD

SIRONA.COM

SIROInspect

DON'T LET CARIES BECOME A REPEAT OFFENDER!

SAFE

SIMPLE

FAST




You now have a great partner to help you with caries excavation: SIROInspect and its FACE® technology effectively prevent secondary caries. A fluorescent light indicates the carious areas quickly and in large scale, and in this way you can make a very professional decision about whether and where caries still needs to be excavated. **Enjoy every day. With Sirona.**



Contact Info

Dr. Ansgar C. Cheng is a Prosthodontist at Specialist Dental Group in Singapore. He can be contacted at drcheng@specialistdentalgroup.com.

The Dental Company



1-526-76V1

Brain drain to cause severe health-worker shortage in poor countries

DTI

LONDON, UK: Health Poverty Action, a UK-based international development organisation, has published a new report on the consequences of the migration of health workers. According to the

researchers, poor countries will be affected worst by the severe shortage of health workers as the specialists they train migrate to wealthier countries.

Although recent data suggests that the influx of interna-

tionally trained health workers has stabilised or declined in some Organisation for Economic Co-operation and Development (OECD) countries, overall migration of health personnel to OECD countries is increasing, the investigators said.

The report showed that in Austria, Belgium, Denmark, Germany, the Netherlands and Poland nearly 30 per cent of doctors were trained in non-EU countries. In Italy and France, doctors educated in other countries account for 60 per cent of the medical personnel.

According to the report, the UK has long been a primary destination country for doctors and nurses trained elsewhere, particularly India, Pakistan, South Africa and Nigeria, among other countries, owing to previous colonial ties.

The latest statistics from the General Medical Council show that 30 per cent of all doctors and 10 per cent of all nurses in the UK were trained in other countries.

Owing to increased utilisation of health services by an ageing population and insufficient numbers of people trained to replace retiring health workers, many EU member states are relying increasingly on health workers trained in other countries.

The European Commission estimates that the EU will be faced with a shortage of one million health professionals (230,000 physicians, 150,000 dentists, pharmacists and physiotherapists, and 590,000 nurses) by 2020.

According to the World Health Organization, an estimated 25 per cent of all doctors and five per cent of all nurses who were trained in sub-Saharan Africa were working in OECD countries in 2006.



Therefore, the authors of the current report suggested that Africa will be the most affected by the crisis.

They estimate that only three per cent of the world's health workers are employed in Africa, although the continent has 24 per cent of the world's global disease burden. The financial cost to Africa of losing trained health workers is estimated to be in the billions, and more than African countries receive in aid for health, they said.

The report also highlights the responsibilities of wealthy countries in recruiting international health workers and calls for internationally coordinated efforts to tackle the global health-worker shortage to prevent the widening of global health inequality.

The report, titled "The health worker crisis: An analysis of the issues and main international responses", can be downloaded from Health Poverty Action's website. [DTI](#)

www.idem-singapore.com

THE BUSINESS OF DENTISTRY

REGISTER ONLINE NOW!

Enjoy free entry to the Trade Fair & Conference Early Bird rates



INTERNATIONAL DENTAL EXHIBITION AND MEETING
APRIL 4 - 6, 2014

Suntec Singapore International Convention and Exhibition Centre

Pre-Congress Day: April 3, 2014

IDEM Singapore offers an unrivalled opportunity to reach out to the dental fraternity in the Asia-Pacific region. With a powerful combination of an extensive international trade exhibition and a world-class scientific conference, IDEM Singapore has been a cornerstone event in the dental community calendar since 2000. It is a "must-attend" for dental practitioners and professionals in the Asia-Pacific looking for the latest cutting edge technology and innovations in dental solutions and services.

ONE-STOP SHOPPING AND BUSINESS NETWORKING

With more than 450 exhibitors from over 36 countries in one location - See, learn and shop for the latest and best deals in dental technology at IDEM Singapore 2014. For the traders and distribution houses, IDEM Singapore 2014 will also feature many new exhibitors globally, using this exhibition as a platform to seek distributors in Asia. Meet dental professionals from all over the Asia-Pacific region. Establish contacts, exchange ideas and socialise with colleagues both familiar and new from the regional dental fraternity. For a full list of exhibitors, please visit our website. Register online to visit the trade exhibition for free.

A CONTINUAL EDUCATION PROGRAM THAT IS TAILORED TO YOUR NEEDS

In four power-packed days of lectures and workshops, IDEM Singapore 2014 caters to Dentists and the rest of the dental team, including Dental Technicians, Dental Hygienists and Dental Therapists. A diverse range of topics and educational sessions will be presented, so you can tailor a valuable program that is relevant to your needs.

Planned Topics Include:

Regenerative Endodontics • Making "Real World" Practice Productive and Enjoyable • Future of Dental Implants • Developing your Ideal Practice • Multidisciplinary Approach to Periodontal Therapy • Adult Orthodontics Today

Featured Speakers:



Gordon J. Christensen
Founder and Director of Practical Clinical Courses (PCC) and Chief Executive Officer of Clinicians Report Foundation (CR)



Ken Hargreaves
Professor and Chair of Endodontics, University of Texas Health Science Center, USA



Derrick Setchell
Hon. Professor of UCL and Hon. Consultant, Eastman Dental Hospital, UK

For list of speakers and their topics, visit www.idem-singapore.com



#NewDentist Forum

Aside from the main scientific conference, dentists within 7 years of graduating with a dental degree and final year dental students will enjoy two unique and exclusive sessions to provide them with the foundation for success in the early stages of their career.



Dental Technician Forum

This 2-day dedicated program includes groundbreaking lectures from the industry's key opinion leaders, focused entirely on the latest advances in the dental laboratory.

Dental Hygienist and Dental Therapist Forum

Dental Therapists & Dental Hygienists from the region will have the opportunity to learn about new developments in their field, to meet and network with fellow colleagues.

Endorsed By



Supported By



Held In



In Co-operation With



Co-organizer



Koelnmesse Pte Ltd

Andrea Berghoff

Tel: +65 6500 6706

a.berghoff@koelnmesse.com.sg

koelnmesse
we energize your business



Your Imaging Solution Of Tomorrow

GX DP-700™



The Power of Choice... Pan. Ceph. 3D.

PerfectScout™ – zone in on area of interests

EasyPosition™ – easy-to-access column controls to position patients effortlessly and quickly

SmartMotion™ – adaptable motion technology that adjusts the x-ray beam to optimize image quality

SmartLogic™ – enables easy storage and retrieval of frequently used settings

Upgradability – perfect solution for progressive dentistry; upgrade as your practice grows

Touchscreen function – makes image selections simple, efficient, and fast



Scan this QR code to find out more about GXDP-700!

GENDEX
Member of KaVo Group

“Kennedy’s wound was clearly incompatible with life”

An interview with Dr Don T. Curtis, USA



Dr. Don T. Curtis speaking at a recent event on the occasion of the 50th anniversary of the Kennedy assassination. (DTI/Photo Stephanie Price/Panhandle-Plains Historical Museum, USA)

Few people are granted the opportunity to become an active part of historical events. Seventy-six-year-old Dr Don T. Curtis, a former dentist and oral surgeon from Amarillo in Texas, is one of them. As a resident in oral and maxillofacial surgery at Parkland Memorial Hospital in Dallas, he was one of the first doctors to have performed emergency treatment on US President John F. Kennedy after he was shot on 22 November 1963. DTI Group Editor Daniel Zimmermann had the opportunity to speak with him about that day and the reason he thinks that there was more to the assassination than a lone gunman.

DTI: A feature film about the events at Parkland Memorial Hospital, produced by

Tom Hanks and starring Billy Bob Thornton, has just been released on the 50th anniversary of the Kennedy assassination. Have you seen it, and does it stay true to the events, in your opinion?

Dr Don T. Curtis: I have not seen it but I have heard criticism that it paints rather a sensationalised picture of the events. I guess I would go see it if it were shown here in Amarillo.

You began working at Parkland Memorial Hospital in 1963. What was your position back then?

At that time, I was half way through my first year of residency in oral and maxillofacial surgery. Before I took a residency there, I also completed an internship. I became interested in the field while working as a surgical tech-

nician in a general hospital during my time in dental school at the Texas A & M University Baylor College of Dentistry in Waco.

Were you aware of the president being in Dallas on 22 November 1963?

I was not aware of that and was surprised when they brought him to the hospital. I had a surgery scheduled for later that day and was on my way to have lunch. The way to the lunch-room however required me to leave the building and walk across the receiving area of the emergency room, where I noticed police cars and the presidential limousine, which had blood on it and roses that were given to the First Lady, Jacqueline Kennedy, when she

at ventilation. However, that did not work because there was a blockage of the president’s airway, so he decided to do a tracheostomy.

I helped the nurse to undo the president’s tie and remove his shirt to prepare him for the procedure. Then Dr Malcolm Perry, a senior surgeon, came into the room and it was decided that he should do the tracheostomy. Dr Carrico assisted Dr Perry, and I performed a cut-down on the left leg to provide for intravenous replacement of blood. When I looked up later, the room was filled with the senior chiefs of all surgical departments at Parkland. There were also some people I did not know.

It became very quiet. Nobody said anything.

In your opinion, was there any chance that the president’s life could have been saved?

Nothing that we did made a difference. Kennedy’s wound was clearly incompatible with life.

According to eyewitnesses, discussions broke out about who was authorised to do the autopsy. Did you notice any of that?

I did not because I left the trauma room soon after the president had been pronounced dead and went back to the clinic to see my patient in the operating room. However, I found that all scheduled surgeries for that day had

“My personal belief is that there were of course multiple shooters and that Oswald did not do it alone.”

arrived at the airport. When a policeman asked me whether I was a doctor, I said yes. He then replied that the president was hurt and escorted me to the trauma room where President Kennedy was.

In what condition was Kennedy when you arrived?

When I got there, it was obvious that the president was in extremis. He tried to breathe but was unable to do so. Dr Charles James Carrico, a Parkland resident surgeon, had placed an endotracheal tube in an attempt

Where you aware that the president had been the subject of an assassination attempt?

I was unaware of the nature of the injury to the president because his head was on a pillow and I could not see a wound. I remember the chief of neurosurgery, Dr Kemp Clark, rotating Kennedy’s head to the left, revealing that the posterior part of his skull had been radically fractured. He then said, “Stop; this injury is incompatible with life.”

What was the atmosphere in the room?

been cancelled and all patients had been sent back to the ward. Only a few surgeries were underway at that time, including that of Governor John Bowden Connally, who had also been injured during the shooting.

I told my patient that her surgery had been postponed. She understood that. Since there was nothing else for me to do, I then cleared my business in the clinic and went home. There, we spent the weekend watching television and listening to the news on the radio. We were relieved that

AD



PROMEDICA

Highest quality made in Germany

- high quality glass ionomer cements
- first class composites
- innovative compomers
- modern bonding systems
- materials for long-term prophylaxis
- temporary solutions
- bleaching products ...

All our products convince by

- excellent physical properties
- perfect aesthetical results



Glass ionomer filling cement

- perfectly packable consistency
- excellent durable aesthetics
- also available as application capsules

Light-curing micro-hybrid composite

- universal range of application
- high filler content
- excellent physical properties
- fast and easy application




Dental desensitising varnish

- treatment of hypersensitive dentine
- fast desensitisation
- fluoride release
- easy and fast application

PROMEDICA Dental Material GmbH

phone: +49 43 21/5 41 73 · fax +49 43 21/5 19 08 · eMail: info@promedica.de · Internet: www.promedica.de

PROMEDICA



Left: Dr Don T. Curtis as a dental student in 1962. (DTI/Photo courtesy of Baylor College of Dentistry, USA)—Right: US Secret Service agents and local police examine the presidential limousine outside of Parkland Memorial Hospital in Dallas, Texas, as President John F. Kennedy is treated inside the hospital after being shot. (DTI/Photo courtesy of John F. Kennedy Presidential Library and Museum, USA)



President Lyndon B. Johnson had made it safely back to Washington and that the government was uninterrupted. Finally on Sunday, we learned that the suspect, Lee Harvey Oswald, had been shot, which indicated that there was something going on in addition to just a lone shooter.

The majority of Americans do not believe that Oswald acted alone, as concluded by the report of the Warren Commission appointed by the government to investigate the circumstances of the assassination. Did you observe any irregularities between this official version and the events you witnessed?

The Warren Commission's report reflected what the people wanted to hear, which was that Oswald acted alone and that there was no conspiracy. The doctors of Parkland however when wiping the blood from Kennedy's neck for the tracheostomy found a single bullet hole that was apparently an entrance wound, which meant that must have been a projectile that entered the president from the front. Because of its nature, the wound on the back of Kennedy's head was an exit wound, so there must have been at least two bullets that came through the front.

While all the doctors' testimonies, including mine, were included in the report, their knowledge of the wounds did not have much influence on the Commission's overall conclusion. Why it was interpreted that way has remained a mystery for the past 50 years.

What do you believe actually happened that day?

My personal belief is that there were of course multiple shooters and that Oswald did not do it alone. This would indicate however that there was in fact a conspiracy.

After the events, you stayed at Parkland Memorial Hospital for another two years. Were the events still discussed by the staff in the aftermath?

We actually never talked about it. This was something we just did not want to discuss. However, I left Parkland in 1965 for an exchange residency in London and Zurich,

where I often discussed the events with my colleagues abroad. Particularly in England, there was much interest in US politics and the assassination.

You recently went public with your knowledge after 50 years. What were your reasons for doing so?

Everything that I would say is already in the literature about the assassination but I think there needs to be general knowledge of what people who were actually involved knew.

More than six million pages of classified evidence on the Kennedy assassination are going to be released by 2017. Are you interested in this knowledge, or do you consider that chapter of your life closed?

There is a great deal of speculation of what information these documents actually contain. I do not look forward to it but would be interested to know what could be learned from them.

Thank you very much for the interview. 

AD

AUSTRALIA







ADX14 Sydney Dental Exhibition

AUSTRALIA'S PREMIER DENTAL EVENT

21-23 MARCH 2014 - SYDNEY, AUSTRALIA

- Australia's Largest Dental Exhibition ▪
- All Major Brands And Product Categories ▪
- Discounted Airfare And Accommodation ▪
- Extensive Professional Skills Program ▪

www.adx.org.au

ADX14 Sydney — See more, buy more and learn more

Australia's premier event for all with an interest in dentistry is **ADX14 Sydney**. Over three days, it affords all dentists and allied oral healthcare professionals the opportunity to visit a world-class dental exhibition, and also take part in a dental skills program full of practical solutions and vital insights into the latest innovative products and patient care options.

ADX14 Sydney Key Features —

- World-class exhibition featuring suppliers of quality dental products.
- Anticipated attendance of around 7,500 professionals from the dental community.
- Representatives from government, universities and other stakeholders within the Australian healthcare sector.

International visitors have access to tailored support services to help you apply for a visa and finalise your travel arrangements. Visit the **ADX14 Sydney** website to check out exclusive discounts on airfares and accommodation.

Use your attendance at **ADX14 Sydney** as a chance to visit the Sydney Opera House, climb the Harbour Bridge and visit the world-famous Bondi Beach. Why not take a quick tour to visit a national park to see kangaroos, koalas - all less than two hours away.

The **ADX14 Sydney** dental exhibition is organised by the Australian Dental Industry Association (ADIA), the nation's peak body for suppliers of quality dental products.

ADX14 Sydney — See more, buy more, learn more.

www.adx.org.au



 Twitter Feed
@AdxSydney

 ADIA On Facebook
www.facebook.com/adx.sydney

Request for further information —
Simply complete this form to learn more about the exciting opportunities at the **ADX14 Sydney** dental exhibition.

Contact person —

Business —

Postal address —

Telephone —

Email —

Send me information about —

- [...] ADX14 Sydney visitor
[...] ADX14 Sydney exhibitor

H0813

Please return this form to —

Australian Dental Industry Association
GPO Box 960, Sydney, NSW, 2001 Australia
f: +61 9319 5381
e: sydney@adx.org.au