

DENTAL TRIBUNE

— The World's Dental Newspaper · Middle East & Africa Edition —

PUBLISHED IN DUBAI

www.dental-tribune.me

May-June 2017 | No. 3, Vol. 7

ENDO TRIBUNE

Root canal treatments overhauled through new device to detect untreated bacteria

►A1-4

LAB TRIBUNE

Team players: function and esthetics

►B1-4

HYGIENE TRIBUNE

Study estimates increase in healthy life years through sugar, fat and salt taxes

►C1-8

IMPLANT TRIBUNE

Guided Bone Regeneration using NeoGen Ti-Reinforced Membranes: Case Reports

►D1-4

ORTHO TRIBUNE

Orthodontic Extrusion of Traumatically Intruded Upper Central Incisor

►E1-8

CAD/CAM, Digital Dentistry & 3D Printing rock IDS

By Dental Tribune MEA / CAPPmea

COLOGNE, Germany: Held biennially in Cologne, Germany, the International Dental Show (IDS) is the largest and most important event for the global dental industry. At the

2017 edition, which took place from 21 to 25 March, over 2,300 companies from around the world exhibited, including international market leaders, among them Dentsply Sirona, Ivoclar Vivadent, 3Shape, Planmeca, VITA Zahnfabrik, Coltene, Amann



(Photograph: Koelnmesse)

MIND BLOWING

What if your patient could have a new crown in one visit?

MyCrown

Chairside CAD/CAM system



Find out more on www.fonadental.com



Girrbach, Carestream, NEOSS and FONA.



Dentsply Sirona participated at IDS for the first time since the merger of DENTSPLY International and Sirona Dental Systems to form one of the largest dental manufacturers worldwide. The latest CEREC innovations were presented in 20 live demonstrations, showing how the chairside production of restorations can be integrated into the practice workflow. Furthermore, **the CEREC software has been comprehensively updated and opened, allowing export of data in STL format.** At IDS, the company unveiled more than 50 new products, including the reciprocating glide path file WaveOne Gold Glider, the OsseoSpeed Profile EV implant for extremely reduced bone volume, the S-Line handpiece series, the Midwest RDH hygiene handpiece and Nupro Freedom cordless prophylaxis system. The newest laboratory products included updates for inLab CAD SW 16.0 and inLab CAM SW 16.0, zirconia materials Celtra Press and Cercon xt, the inCoris CCB sintered metal disc, and the Atlantis CustomBase solution.



Ivoclar Vivadent is a global company based in Liechtenstein that offers a comprehensive range of innovative products and systems for dentists and dental technicians. At IDS, it presented its **new Ivoclar Digital brand of CAD/CAM products for both dental laboratories and practices for the first time**, including aesthetic, state-of-the-art materials for fixed, removable and implant-supported prosthetic restorations, such as versatile ZirCAD blocks and a range of discs for the IPS e.max system. Four new PrograMill digital milling units will enable dentists and laboratories to produce restorations quickly and easily. The Ivoclar Digital offering includes Service+ to assist laborato-

ries entering CAD/CAM fabrication by taking on design and production orders and offering a range of materials and indications. In addition to the new portfolio, innovations such as the new cordless Bluephase Style 20i curing light were showcased.



At IDS, 3Shape presented its brand-new digital solutions, designed to make everyday dentistry even more time- and cost-efficient. In addition to the Danish manufacturer's new affordable E scanners, including the D2000 laboratory scanner, and its X1 scanner, which delivers CBCT, panoramic, cephalometric and facial scanning in one system, **the new TRIOS 3 Wireless was introduced.** This version of 3Shape's award-winning TRIOS intra-oral scanner connects via Wi-Fi to a laptop and the TRIOS cart, eliminating the need for a cable between the scanner wand and computer. To make scanning simpler, the wand can be used to navigate between scan pages on the monitor so that there is no need to touch the keyboard or mouse when scanning. Another TRIOS product on display was a more moderately priced model without colour scanning, the TRIOS 3 Mono. Also on show were highly durable titanium scan bodies available for all major implant systems and the TRIOS Design Studio for same-day dentistry.



Global leader in dental manufacturing Planmeca welcomed around 700 international distributors to its Dealer Event during IDS. In a visually impressive show, participants were introduced to the company's latest inventions, with particular highlights being the next-generation CBCT unit Planmeca Viso, which is capable of capturing images at a low radiation dose; Planmeca Emerald, a new intra-oral scanner that is small,

◀Page 1

exceedingly lightweight and fast; the Planmeca Romexis software suite; and the Planmeca PlanMill 40 S milling unit for dental clinics. According to the company, it combines superior usability with accurate high-speed milling and is the most powerful unit for chairside fabrication the dental market has seen. With these products, Planmeca provides a full clinical digital workflow. Also at IDS, the family-run business based in Finland premiered its Dream Clinic Show, which includes all of the latest Planmeca equipment and takes users through a case in which it is all applied.

VITA

VITA Zahnfabrik, a family-owned company now run by the fourth generation, presented new process-safe solutions for highly aesthetic results, as well as efficient and smooth clinical workflows. Among these were two materials based on the well-established restorative VITA ENAMIC, VITA ENAMIC multicolour and the highly translucent VITA ENAMIC ST; the space-saving VITA SMART.FIRE furnace for the dental practice that allows for more efficient ceramic chairside restorations; and the compact VITA ADIVA LUTING SOLUTIONS cementation system. For the dental laboratory, VITA introduced its first full digital system, VITA VIONIC SOLUTIONS, which makes complete dentures practicable and economical, as well as VITAPAN EXCELL, a lifelike tooth made of VITA MRP composite, and the VITA VM LC flow veneering composite.

COLTENE

COLTENE is a global leader in the development, manufacture and sale of consumables and small equipment for dental treatment applications. At IDS, the Swiss specialist presented its Endo Highlight Kit, which combines its most important new products in a practical and compact set, including flexible HyFlex EDM NiTi files for preparation, the corresponding gutta-percha points and GuttaFlow bioseal for obturation. On contact with body fluids, the bioactive filling material generates hydroxyapatite crystals,

which can promote natural healing in the root canal and the regeneration of bone and dentine. The company highlighted its CAD/CAM block BRILLIANT Crios, which is compatible with Dentsply Sirona's CEREC system, and introduced its novel and smart BioSonic UC150 ultrasonic cleaner.

At IDS, Austria-based company Amann Girrbach highlighted its continuing success as a manufacturer of innovative CAD/CAM equipment and materials. Formed in 2004 through a merger of two companies, it has quickly become a pioneer in dental technology and launched a number of new products in just the last year. The Ceramill DNA Generation, for example, has revolutionised CAD/CAM processing through its unique carving mode, which reduces the time needed to mill materials such as glass-ceramics and hybrid ceramics. In addition to this, the Ceramill Mikro IC and Ceramill Motion 2 units have been equipped with a spindle designed for carving mode. Amann Girrbach announced that the recent growth in sales of its CAD/CAM equipment and consumables has led to the building of a second assembly site.

North American company Carestream Dental provides imaging, CAD/CAM, software and practice management solutions for dental professionals. At its IDS booth, Carestream showcased its comprehensive dental imaging and processing portfolio, including the CS 8100SC 3D, an advanced version of its proven CS 8100 platform, with which the company now offers specialised solutions in orthodontics. According to the company, an orthodontic module starts automatically after a fast scan and provides the practitioner with the optimal basis for precise treatment planning within only 90 seconds. Furthermore, the company introduced a new software module—the implant assistant—for prosthetic planning, which it referred to as the “future of digital restoration management”.



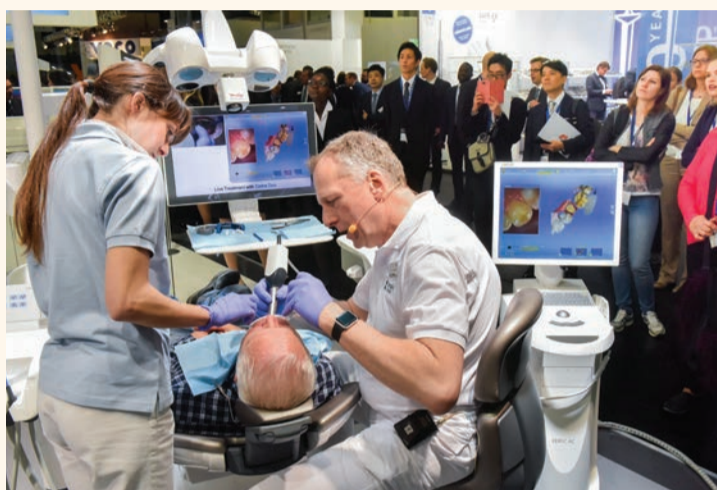
Planmeca (Photograph: Koelnmesse)



Coltene (Photograph: Koelnmesse)



Dental Tribune MEA / CAPPmea Team at IDS Cologne 2017



Dentsply Sirona (Photograph: Koelnmesse)



Ivoclar Vivadent (Photograph: Koelnmesse)

At IDS, UK-based global dental implant company Neoss showcased the Neoss PenguinRFA instrument for measuring implant stability. According to the company, the Penguin is easy and quick to use, offering a consistently reliable measurement of implant stability at an affordable price, finally enabling clinical use of resonance frequency analysis in daily practice. The system consists of a hand-held instrument and a reusable MultiPeg. It measures the resonance frequency of the MultiPeg, which corresponds to the stability of the implant, according to the Implant Stability Quotient scale.

During the event, FONA introduced ten new products, including the complete chairside CAD/CAM solution MyCrown that enables dentists to offer crowns, veneers, inlays, onlays and small-span bridges in only one visit. The company's latest state-of-the-art addition consists of an open-format intra-oral scanner, design software that guides the dentist step by step and a milling unit. Targeted at the general dentist, the system's functions are intended to cover 90 per cent of what the general practitioner does in daily practice, purposely excluding specialist functions, such as for implantology and orthodontics. The system is very intuitive, according to the company, allowing the dental assistant to work with it easily as well, and thus

enabling the dentist to focus on the most important parts of the procedure. By offering a top-notch system at a more affordable price, FONA aims to be the top choice for dentists wishing to enter into CAD/CAM. Also exhibited were the new Campeon and Durion treatment centres, Stellaris 3D sensor, Aquamarine diode laser, 3-D sensor with XPan 3D Plus, maintenance and lubrication device Enduro, and water purifier Purgenius. Visitors to the 12th CAD/CAM and Digital Dentistry Conference will be able to view and try out all of these IDS product highlights and more, many of which will be showcased for the first time in the Middle East.

The annual conference is organised by the Centre for Advanced Professional Practices (CAPP) and covers the current trends in digital dentistry. This year, it will be held on 5 and 6 May at the InterContinental Hotel, Dubai Festival City in the UAE. The pre- and post-event hands-on courses, worth 56 continuing education credits, will be offered from 1 to 8 May. CAPP is an ADA CERP-recognised provider of continuing dental education programmes. www.cappmea.com

CAPP EVENTS
P.O. Box: 450355 | Dubai, UAE
Mobile: +971 50 2793711
Telephone: +971 4 3616174
W: www.cappmea.com

IMPRINT

GROUP EDITOR
Daniel ZIMMERMANN
newsroom@dental-tribune.com
Tel.: +44 161 223 1830

CLINICAL EDITOR
Magda WOJTKIEWICZ
Nathalie SCHÜLLER

**ONLINE EDITOR
SOCIAL MEDIA MANAGER**
Claudia DUSCHEK

EDITORS
Kristin HÜBNER
Yvonne BACHMANN

ASSISTANT EDITOR
Julia MICHEL

**MANAGING EDITOR & HEAD OF
DTI COMMUNICATION SERVICES**
Marc CHALUPSKY

JUNIOR PR EDITORS
Brendan DAY
Julia MACIEJEK

COPY EDITORS
Hans MOTSCHMANN
Sabrina RAAFF

PUBLISHER/PRESIDENT/CEO
Torsten R. OEMUS

CHIEF FINANCIAL OFFICER
Dan WUNDERLICH

CHIEF TECHNOLOGY OFFICER
Serban VERES

BUSINESS DEVELOPMENT MANAGER
Claudia SALWICZEK-MAJONEK

PROJECT MANAGER ONLINE
Tom CARVALHO

JUNIOR PROJECT MANAGER ONLINE
Hannes KUSCHICK

E-LEARNING MANAGER
Lars HOFFMANN

EDUCATION DIRECTOR TRIBUNE CME
Christiane FERRET

**EVENT SERVICES/PROJECT MANAGER
TRIBUNE CME & CROIXTURE**
Sarah SCHUBERT

MARKETING SERVICES
Nadine DEHMEL

SALES SERVICES
Nicole ANDRA

ACCOUNTING SERVICES
Anja MAYWALD
Karen HAMATSCHEK
Manuela HUNGER

MEDIA SALES MANAGERS
Antje KAHNT (International)
Barbora SOLAROVA (Eastern Europe)
Hélène CARPENTIER (Europe)
Maria KAISER (North America)
Matthias DIESSNER (Key Accounts)
Melissa BROWN (International)
Peter WITTECZEK (Asia Pacific)
Weridina MAGESWKI (Latin America)

EXECUTIVE PRODUCER
Gernot MEYER

ADVERTISING DISPOSITION
Marius MEZGER

DENTAL TRIBUNE INTERNATIONAL
Holbeinstr. 29, 04229 Leipzig, Germany
Tel.: +49 341 48 474 302
Fax: +49 341 48 474 173
www.dental-tribune.com
info@dental-tribune.com

DENTAL TRIBUNE ASIA PACIFIC LTD.
Room A, 20/F
Harvard Commercial Building
105-111 Thomson Road, Wanchai, HK
Tel.: +852 3113 6177
Fax: +852 3113 6199

THE AMERICA, LLC
116 West 23rd Street, Ste. 500, New York
N.Y. 10011, USA
Tel.: +1 212 244 7181
Fax: +1 212 244 7185

**DENTAL TRIBUNE MEA EDITION
EDITORIAL BOARD**
Dr. Aisha SULTAN ALSUWAI, UAE
Dr. Ninette BANDAY, UAE
Dr. Nabeel HUMOOD ALSABEHA, UAE
Dr. Mohammad AL-OBAIDA, KSA
Dr. Meshari F. ALOTAIBI, KSA
Dr. Jasim M. AL-SAEEDI, Oman
Dr. Mohammed AL-DARWISH, Qatar
Prof. Khaled BALTO, KSA
Prof. Paul TIPTON, UK
Dr. Dobrina MOLLOVA, UAE
Dr. Munir SILWADI, UAE
Dr. Khaled ABOUSEADA, KSA
Dr. Rabihi ABI NADER, UAE
Dr. George SANOOOP, UAE
Dr. Ehab RASHED, UAE
Aiham FARRAH, CDT, UAE
Retty M. MATTHEW, UAE

PARTNERS
Emirates Dental Society
Saudi Dental Society
Lebanese Dental Association
Qatar Dental Society
Oman Dental Society

DIRECTOR OF mCME
Dr. Dobrina Mollova
mollova@dental-tribune.me
Tel.: +971 50 42 43072

DIRECTOR
Tzvetan Deyanov
deyanov@dental-tribune.me
Tel.: +971 55 11 28 581

DESIGNER
Kinga Romik
k.romik@dental-tribune.me

PRINTING HOUSE & DISTRIBUTION
Al Nisr Printing
P. O. Box 6519, Dubai, UAE
800 4585/04-4067170



Solutions for better, safer, faster dental care

Dentsply and Sirona have joined forces to become the world's largest provider of professional dental solutions. Our trusted brands have empowered dental professionals to provide better, safer and faster care in all fields of dentistry for over 100 years. However, as advanced as dentistry is today, together we are committed to making it even better. Everything we do is about helping you deliver the best possible dental care, for the benefit of your patients and practice.

Find out more on
dentsplysirona.com

Clinical Procedures

- Preventive
- Restorative
- Orthodontics
- Endodontics
- Implants
- Prosthetics

Platform Technologies

- CAD/CAM
- Imaging Systems
- Treatment Centers
- Instruments

THE DENTAL
SOLUTIONS
COMPANY™



Dentsply
Sirona

Establishing Bulk Fill Composite in Your Direct Restorative Procedure

By Dr Jeff Blank, USA

Over the last decade, the science and technology of composite materials have been advancing at a rapid rate. Today's materials help me perform better dentistry and allow me to do it more efficiently than ever, which is extremely important for my busy practice. Like a majority of dentists, a large part of my day is spent doing composite dentistry, so I need products that work quickly.

The products I have in my armamentarium were chosen carefully and were chosen based on significant research. I don't want to use something on a patient that could cause issues later just because I didn't do my due diligence.

With my current mix of materials and products, I can perform procedures that I wouldn't have attempted years ago, or at least would have struggled through!

The Advancement of Bulk Fills

There has long been a quest for a "white amalgam" in dentistry. Many dentists like to use amalgam because it's easy to place and can last extremely long, but patients don't like it because it doesn't offer the esthetics of a composite. In the early 90's, bulk fill composites began entering the market, but in my opinion, the properties of these materials were not up to par.

Today's bulk fill materials have evolved to provide clinicians a fast and easy option for deep caries and take away the tedious work required for incremental layering. With these advancements, the likelihood of voids can be reduced, and the amount of shrinkage can be reduced, which makes bulk fill composites very appealing to me.

My go-to bulk fill is Filtek™ Bulk Fill Posterior Restorative, and I can honestly say it's been a game changer in my practice. This material works exactly as it says it should; I can place

up to 5mm increments and feel confident in a full cure. Research done by Oregon Health and Science University has shown the material's excellent cure capabilities and validates an optimized curing protocol.

The Introduction of Workflows

A large part of how I choose products is through research, but it's also based on how well they fit into a specific product workflow. I look for products that work together and provide synergies throughout the workflow. Recently, I've been using a set of products from 3M for my direct restorations that provide improved efficiency.

My go-to adhesive is Single Bond Universal Adhesive, which truly is universal and can be used in all three etch-modes. The adhesive's properties provide a strong bond and give me virtually no post-op sensitivity. I use Filtek Bulk Fill Posterior for my deep restorations, as I can place one increment up to 5mm. I don't need to use an additional capping layer, as the composite has excellent wear resistance.

I recently began using the Elipar™ DeepCure-S LED Curing Light and have achieved a reliable light curing procedure. For finishing and polishing a restoration, my favorite product is the Sof-Lex™ Spiral Finishing and Polishing Wheels. This two-step system features a unique, flexible shape that adapts to irregular, convex and concave tooth surfaces, making finishing and polishing easier.

With these products, I am able to improve productivity, while saving valuable chair-time. I can perform direct restorations with speed and simplicity.

Case Study

The patient was in her mid-twenties and had deep distal-lingual caries on teeth #13 and #14. Due to limited financial resources, a crown was

Step 1

Initial access was made on tooth #13 (Fig. 1). Upon initial access, the extent of the decay became clear, and additional decay was removed to create the final preparation of 5mm. The preparation was then selectively etched (Fig. 2) (Scotchbond™ Universal Etchant), and after 15 seconds the etchant gel was rinsed off and dried.



Fig. 1



Fig. 2

Step 2

Single Bond Universal Adhesive was applied to the preparation and scrubbed for 20 seconds (Fig. 3). The adhesive was then air dried for 5 seconds and light cured 10 for seconds.



Fig. 3

not an option, so a direct procedure was chosen. Given the results I had been experiencing with bulk fills, I thought this would be a good option in this situation. These photos catalogue the procedure completed on tooth #13, but the exact same treatment was done on #14 immediately following.

Step 3

Filtek Bulk Fill Posterior was then placed in the preparation up to 5mm (Fig. 4). Tip of the composite was placed in the interproximal box and slowly raised while material was dispensed (Fig. 5). The composite was packed with an instrument to adapt to the preparation wall and floor (Fig. 6). The composite was then light cured.



Fig. 4



Fig. 5



Fig. 6

Please see Instructions for Use for additional information, including curing protocols. [DT](#)

Step 4

Initial contouring was completed with a diamond bur to blend the composite with the surrounding dentition (Fig. 7). Sof-Lex™ Spiral Finishing and Polishing wheels were then used. The beige wheel removed initial surface scratches (Fig. 8) and the white wheel provided a final polish (Fig. 9). The final restoration was completed (Fig. 10).



Fig. 7



Fig. 8



Fig. 9



Fig. 10



Dr. Jeff Blank, USA

He has graduated from the Medical University of South Carolina, College of Dental Medicine in 1989 and maintains a full-time private practice at the Carolina Smile Center in Fort Mill, South Carolina. He is the founder of New Millennium Education, which offers personalized mentoring programs for those seeking to advance their skills in esthetic and complex restorative dentistry. He has lectured extensively both domestically and abroad since 1998, published numerous clinical manuscripts and dental research, and is a Fellow and active member of numerous dental societies. For questions, comments, or to arrange for Dr. Blank to speak at your upcoming local, regional or national dental program, he can be reached at jblank@comporium.net or by visiting www.newmillenniumedu.com and www.carolinasmilecenter.com.

3M Oral Care at 37th International Dental Show

By 3M

On 21-25 March 3M Oral Care participated in one of the leading trade fairs of the dental industry - IDS 2017, Cologne. During the five days of the show the booth was visited by the large number of doctors of various specializations coming from various countries from all across the globe.

The main theme of the booth was dedicated to 'Science. Applied to Life' concept and dentists could get acquainted with the new products and technologies in various dedicated areas. In the Direct Procedure section Esthetic and Efficient procedures with Filtek™ nano-composite restorative materials were presented and using the patient MARC simulator the technique of polymerization was demonstrated. In the Indirect Procedure section the main parts

of the Success Simplified procedure were demonstrated to show the benefits of precision impression materials, various range of cements and temporization materials. In the Orthodontic and Preventive section doctors could learn more about the Esthetic solutions with Clarity™ Advanced ceramic brackets complemented with APC Flash Free adhesive coated appliance system, as well as visit hands-on sessions on Clinpro™ Preventive procedure. The Digital area was equipped with mobile 3M True Definition scanners with a typodont next to them allowing to carry our demonstration of the scanning process.

A lot of visitors were attracted to the hands-on section in the middle of the booth equipped with the big screen where the key opinion leaders were carrying out the series of master-classes. Such specialists as Dr. Carlos Sabrosa shared "Tips and tricks



3M Booth at IDS Cologne 2017

in temporization', Dr. Jordi Manauta and Dr. Giuseppe Chiodera from the Style Italiano group presented 'Styleitaliano anterior recipe live!' and 'Styleitaliano Bulk & Go recipe live!' technique, Paulo Monteiro

demonstrated "Tips & Tricks in polishing indirect restorations". In the Virtual Reality area, specially equipped with the VR helmets and monitors, visitors had a unique chance to get exciting experience

watching the computer-generated simulation of Direct and Indirect Procedures in a three-dimensional image.

And in the dedicated corner doctors could learn more about the Gray Market issue, why they should pay attention to this topic, which problems can be caused by using gray market products, how to ensure buying products from 3M authorized distribution channels to prevent Gray Market and Counterfeit Product Risks.

And after the busy day visitors could relax in a comfortable lounge meeting their colleagues from various countries and having discussions on the new products and technologies.

To learn more about 3M Oral Care please visit: www.3MGulf.com/espe [DT](#)



3M Oral Care

Takes less time, so you have more time.

There are things in life you don't want to miss. And the more complicated a procedure is, the greater chance there is for something to go wrong and disrupt your day. That's why 3M Oral Care has simplified posterior restorations ... the most frequently performed direct restoration. By using Filtek™ Bulk Fill Posterior Restorative with three other innovative products, you'll move through posterior restorations with speed and simplicity. See how our Posterior Restorative Procedure can help keep you on schedule ... because we know your time outside of work matters.

www.3MGulf.com/espe

Single Bond
Universal Adhesive



Filtek™ Bulk Fill
Posterior Restorative



Elipar™
DeepCure-S
LED Curing Light



Sof-Lex™ Spiral
Finishing and
Polishing Wheels



EVO.15 - The world's safest contra-angle, developed by Bien-Air

By Bien Air

BIENNE, Switzerland: In response to public health authorities' growing concern over patient burns caused by rotary dental instruments, Swiss medical technologies company Bien-Air Dental has developed the EVO.15, the safest contra-angle on the market today.

In procedures involving contra-angles, the slightest contact between the instrument's push-button and the inside of the patient's cheek may cause the instrument to overheat, resulting in possible burn injuries. "While overheating can be an indication of a damaged or clogged instrument, laboratory evaluations reveal

that this hazard is just as prevalent in new and properly-maintained handpieces," says Clémentine Favre, Chief Technical Officer. She goes on to specify that the most severe cases have caused third-degree burns requiring reconstructive surgery, and potentially exposing the practitioner to lengthy legal action.

Equipped with patented Cool-Touch+™ heat-arresting technology, the EVO.15 is the only contra-angle proven never to exceed human body temperature. After years of research and development, this technology works to protect both the patient and the clinician during some of the profession's most frequently performed procedures. Additionally,

the EVO.15 features a considerably smaller and lighter shockproof head and premieres technological innovations ranging from a new spray/lighting system to an improved bur-locking system. Committed to safety, the EVO.15 gives progressive dental practitioners peace of mind in all situations. **DT**

For more information, please contact:
Bien-Air Dental SA
Länggasse 60, 2500 Bienne 6, Switzerland
dental@bienair.com



Bien-Air EVO.15 1:5 L (back)

Bien-Air EVO.15 1:5 L (back)
+ EVO.15 1:1 L (left)

W&H and Planmeca approach the Indian market together

By DTI

BANGALORE, India: European dental manufacturers W&H Dentalwerk and Planmeca have joined forces on the dental market in India. Comprising a shared office centre in Bangalore and a specialised customer service network, the collaboration between the two companies is aimed at exploiting synergies in offering a comprehensive and unique product portfolio to dental professionals in the country.

According to the companies, Bangalore was chosen in order to create a strong base for sustainable growth in the high-potential Indian market. Equipped with a state-of-the-art showroom and facilities for local customer support and service, the office centre, which began operating in No-

vember, will be an important contact point for Indian customers.

"With the local presence of our sales and service team we can establish a direct link to the Indian customers. This is an important basis to build up a good reputation and create confidence of our Indian users with the W&H and Planmeca products we sell," said Raghavan Radhakrishnan, General Manager of W&H India and Planmeca India.

In addition to the institutional sector, particular focus will be directed towards the private sector, as the demand for innovative, high-tech solutions for efficient patient care is currently growing in India. "This is a terrific new dawn for Planmeca in India," commented Planmeca Vice President of Sales Jouko Nykänen.

"We are extremely excited about the country's growing dental market and will utilise this new kind of grassroots partnership and partner support model to provide increasingly better customer experiences in India," he added.

Commenting on the cooperation, W&H Managing Director Peter Malata remarked: "The collaboration with Planmeca, also a family-run enterprise with advanced technology, allows for synergies of two strong brands. The purpose of establishing a subsidiary in India is to be able to learn first-hand the needs of dentistry in India. The sharing of office space and infrastructure by Planmeca and W&H will allow us to offer perfect solutions for dental clinics in India. This is what we strive for." **DT**



Raghavan Radhakrishnan, General Manager of the office centre in Bangalore, (left) and W&H Managing Director Peter Malata. (Photograph: W&H)

EMS at AEEDC 2017

By EMS

DUBAI, UAE: Preventive dentistry and oral hygiene was at the center of attention for visitors at the 21st AEEDC Exhibition and Conference in Dubai. Preventive dentistry is a growing field and EMS centers all resources on this topic to help dentists and clinics manage it in a professional way.

This greater emphasis on prevention will translate into fewer cavities and periodontal disease; and shorter treatment times.

As the global leader in Professional Prophylaxis and Periodontology, EMS launched the Guided Biofilm Therapy (GBT) concept in UAE and

all GCC countries in during AEEDC.

The GBT concept was the central theme of EMS' presence at AEEDC. This concept not only includes the most innovative and state-of-the-art products but also clinical protocols supported by scientific evidence.

The Swiss Dental Academy courses are also included in the concept. These renowned courses give clinicians a complete education on how to use the latest methods and products to deliver effective and comfortable results to patients.

Learn more about this innovative concept today or register for a Swiss



Dental Academy course! Contact your local authorized EMS distributor or email Mr. Hans Obermeier, your regional EMS representative via

hobermeier@ems-ch.com. The lucky winner of the raffle for an EMS Handy 3.0 Perio is Dr. Zaher from UAE. He is looking forward to

treating his patients with his new device and making them smile. **DT**



MIND BLOWING

MyCrown

- Fully Integrated System
- Fast and Easy to Use
- Grow Your Clinic



Find out more on
www.fonadental.com

FONA
CLOSER TO YOU

The ProTaper® Upgrade: ProTaper® Turns to Gold

By Dentsply Sirona

ProTaper Gold™ is the latest addition to the world famous ProTaper® family developed by Dentsply Sirona Endodontics (formally Dentsply Maillefer) in collaboration with international endodontic opinion leaders. This new solution comes in addition to the ProTaper Next™ offering and has been developed as an upgrade for our loyal ProTaper® Universal customers who do not wish to change their technique.

ProTaper Gold™ is an upgrade from ProTaper® Universal, keeping the same philosophy and technique as the first generation of ProTaper®, with strong additional benefits like extended flexibility and greater resistance to cyclic fatigue.

Same ProTaper® Philosophy

- Same sequence of shapers and finishers.
- Same rotary motion (compatibility X-Smart®, X-Smart® Plus and X-Smart IQ™).
- A complete solution with dedicated obturation products, including new variable tapered gutta-percha points specially moulded to fit canals prepared with ProTaper Gold™ files.

Strong Additional Benefits

- Covers a wider range of canal morphologies thanks to:
 - o Higher flexibility (new metallurgy): +24% on average vs. ProTaper® Universal files.
 - o Increased memory shape and flexibility on all files.
- Reinforced safety for the patient thanks to:



ProTaper Gold™

o Higher cyclic fatigue resistance: ProTaper Gold™ F3 file lasts x 2.6 times longer than a ProTaper® Universal F3 file. On average, all files last x 2.4

times longer than ProTaper® Universal files.

- No new shaping technique to learn, simply a better tool to do it with.

To learn more and try a sample, please contact your Dentsply Sirona representative. [DT](#)

Pink & White Aesthetics with BEAUTIFIL II

By Shofu

BEAUTIFIL II ENAMEL and GINGIVA from Shofu are developed as a complementary line extension of BEAUTIFIL II series to easily create life-like direct aesthetic restorations. A special one-push syringe ensures controlled dispensing of the smooth and creamy material that is easy to sculpt into fine details and recreate the surface textures seen in natural teeth & gum.

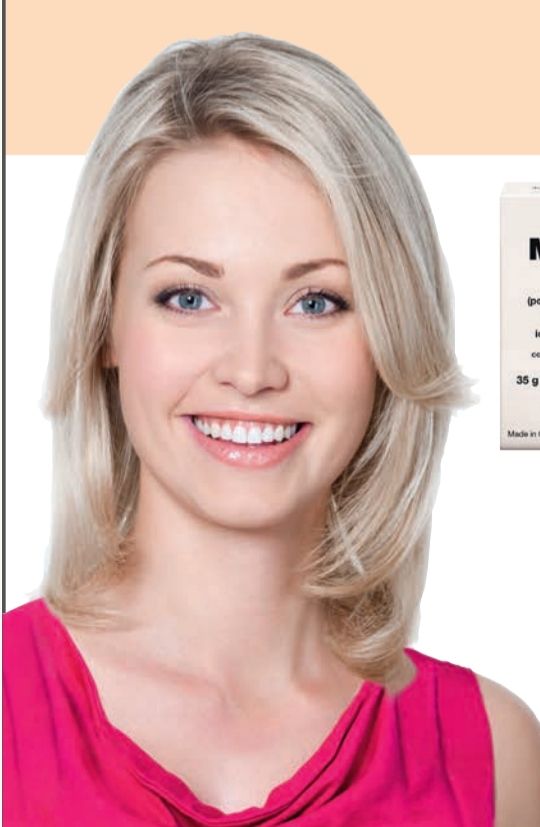
Integration of nanofillers and newly developed organic-inorganic filler complex into a unique silanol modified resin network imparts Beautifil II Enamel and Gingiva with exceptional handling characteristics, longer working time, high abrasion/wear resistance, stable shades, effortless and superior polish

with sustained polish retention for lasting aesthetics. Shofu's proprietary S-PRG fillers offer additional fluoride benefits and anti-plaque effect on the restoration surface.

BEAUTIFIL II ENAMEL is available in 4 naturally translucent and opalescent, Value based shades that facilitate life-like shade reproduction and value adjustment in the final restoration to meet individual clinical needs.


Beautifil II GINGIVA is available in 5 natural shade variations of pink to match all ethnicities and easily mimic patient's individual gum while restoring areas with receded or missing gums/papilla, cervical defects, root caries/erosion, exposed PFM margins and abutments to achieve red and white aesthetic harmony. [DT](#)






PROMEDICA

Highest quality made in Germany






Medicem
Glass ionomer (polyalkenoate) luting cement
Ciment dentaire verre ionomère pour scellement
corresponds to DIN EN ISO 9917-1
35 g powder 15 ml liquid
Made in Germany Art. No. 2438 CE

Glass ionomer luting cement

- high level of adhesion
- highly biocompatible, low acidity
- continuous fluoride release
- precision due to micro- fine film thickness
- translucency for an aesthetic result



Composan bio-esthetic
Nano-Ceram-Technology
Highly esthetic, biocompatible, light-curing nano-ceram composite
Composé nano-céramique de haute esthétique et biocompatible, photopolymérisable
Composito nano-ceramica de alta estética y biocompatible, fotopolimerizable
Hochästhetischer und biokompatibler, lichtbeständiger Nano-Ceram-Füllungsrestaurativ
Composito nano-ceramica de alta estética y biocompatible, fotopolimerizable
7 x 4 g syringes in different shades
5 ml Cica, 4 ml Compobond 1
shade guide and accessories
Art. No. 2860
Neumünster/Germany

Light-curing nano-ceram composite

- nano-reinforced ceramic particles
- special resin matrix
- significantly less free monomers
- highly esthetic
- universal for all cavity classes
- comfortable handling, easy modulation
- also available as a flowable version

PROMEDICA

Dental Material GmbH
24537 Neumünster / Germany
Tel. +49 43 21 / 5 41 73
Fax +49 43 21 / 5 19 08
eMail info@promedica.de
Internet www.promedica.de

Visit www.promedica.de to see all our products

03-04 Nov 2017 | CONFERENCE
03-04 Nov 2017 | EXHIBITION
03 Nov 2017 | DENTALL HYGIENIST SEMINAR
31 Oct-06 Nov 2017 | HANDS - ON COURSES

9TH DENTAL FACIAL COSMETIC CONFERENCE & EXHIBITION

Joint Meeting with

6TH AAID GLOBAL CONFERENCE DENTAL HYGIENIST SEMINAR (DHS)

Hands-On Courses

Digital Smile Design Day 1 & Day 2

Dr. Eduardo Mahn, Chile

The New Concept of ABB - Certification Course

Dr. Andrew Wallace, UK

Non-Prep Veneers and Modified Non-Prep Veneers

Dr. Eduardo Mahn, Chile

Direct Veneers: How to Create the Right Shape...

Dr. Eduardo Mahn, Chile

Indirect Veneers

Dr. Munir Silwadi, UAE

Inlays, Onlays and Oclusal Veneers

Dr. Eduardo Mahn, Chile

Closing Diastemas and Correction of Peg Laterals

Dr. Eduardo Mahn, Chile

Veneers Vs Crowns: the Challenge in Smile Design

Dr. Eduardo Mahn, Chile

FREE VISITOR EXHIBITION REGISTRATION

CAPP dt Dental
Tribune
MEA

AAID
AMERICAN ACADEMY
OF IMPLANT DENTISTRY

الجمعية السعودية لطب الأسنان
SAUDI DENTAL SOCIETY

www.cappmea.com/aesthetic

ACCREDITATION
HAAD | DHA | CE Credits

ADA C.E.R.P.® | Continuing Education
Recognition Program

Centre for Advanced Professional Practices (CAPP) is an ADA CERP Recognized Provider. ADA CERP is a service of the American Dental Association to assist dental professionals in identifying quality providers of continuing dental education. ADA CERP does not approve or endorse individual courses or instructors, nor does it imply acceptance of credit hours by boards of dentistry.

CAPP designates this activity for 14CE Credits