

DENTAL TRIBUNE

The World's Dental Newspaper • Middle East & Africa Edition

PUBLISHED IN DUBAI

www.dental-tribune.me

November-December 2019 | No. 6, Vol. 9

ENDO TRIBUNE

Better technology and referral relationships Are they related?

►A1-4

LAB TRIBUNE

Precisely Controlling Shade Saturation with VITA AKZENT Plus CHROMA STAINS

►B1-2

IMPLANT TRIBUNE

Full-arch implant rehabilitation

►C1-4

ORTHO TRIBUNE

Three-dimensional "technologies are going to become the standard of care"

►D1-4

HYGIENE TRIBUNE

Oral microbiota, intestinal microbiota and inflammatory bowel disease

►E1-8

Dentsply Sirona World in Las Vegas: Ultimate Dental Meeting impresses thousands of guests

By Dentsply Sirona

Innovations, trends, and high-caliber specialist presentations – Dentsply Sirona World 2019 brought together thousands of dentists, dental technicians, and dental experts in Las Vegas (Nevada, USA). From October 3 to 5, the sold-out "Ultimate Dental Meeting" was very suc-

cessful with a superlative program. Stars like stand-up comedian Jerry Seinfeld and multiple Grammy Award winner Zac Brown Band brought special moments to life.

►Page 35



Don Casey, CEO of Dentsply Sirona, opened Dentsply Sirona World 2019 in Las Vegas in front of thousands of guests.

© Dentsply Sirona

AD

Plaque

Help your patients wipe away the main cause of gum problems

meridol® – Clinically proven antibacterial efficacy

A powerful combination of stannous ions (Sn²⁺) and aminofluoride (AmF) directly targeting bacterial plaque.

For effective prevention of gum problems

From the Maldives to Malawi and Nigeria – Dentsply Sirona's worldwide mission for dental care

By supplying innovative equipment, Dentsply Sirona International Special Clinic Solutions (ISCS) empowers dental professional to provide better dental care all over the world – even in remote and underserved regions.

By Dentsply Sirona

From the Maldives to Nigeria to Malawi – in 2018, Dentsply Sirona completed successfully three exceptional clinic projects. Now, the patients in these regions can benefit from advanced dental care thanks to modern equipment.

"It is important for us, to contribute to the development of dental care services in less-favored countries by providing technologies that improve access to better oral health", explains Joerg Vogel, Vice President Sales International Clinic Solutions at Dentsply Sirona. These projects reflect Dentsply Sirona's presence in over 40 countries worldwide and – in terms of sales presence – in more than 120 countries.

The Maldives – high-quality dental equipment for an amazing region


On the Maldives, Dentsply Sirona delivered treatment centers, a 3-D imaging unit as well as CAD/CAM systems such as CEREC and inLab to the Indira Gandhi Memorial Hospital in the capital Malé. The innovative equipment will serve both, the local inhabitants and the tourists. As the largest govern-



Exemplary dental project for the region – the Dental Department of the Nigerian Navy Reference Hospital with (from the left): Ojo/Lagos (NNRH Ojo) Rear Admiral OC Medani (retired) – Enimed Global Limited, Lutz Kinas, Specialist Digital X-Ray at Dentsply Sirona, Rear Admiral Abubaker Yusuf, Director Nigerian Navy Medical Services, Zahi Janho, Head of International Special Clinic Solutions France & MEA at Dentsply Sirona, Eni Eni, Enimed Global Limited, and Commander Aliyu, commanding Officer NNRHOjo.

AD

Next Dent
by 3D SYSTEMS



High-speed 3D printing
Redefining digital dentistry

Certified and Biocompatible materials



3D Middle East General Trading - 3D Systems Distributor
www.3d-me.com | +97144433938 | info@3d-me.com

mental healthcare facility in the Maldives with approximately 300 beds and a total of 21 departments the clinic provides services to about 150,000 inhabitants.


Malawi – giving access to dental care in disadvantaged regions

Another project is part of Dentsply Sirona's corporate social responsibility program to improve access to dental health care in underserved areas. In the Sengaby Baptist Medical Clinic in Salima, central Malawi, Dentsply Sirona donated and installed one Intego treatment center. Established in the early 1970s, the Baptist Medical Clinic is the only facility that provides dental services in the Salima district besides the district's hospital. The clinic provides free dental services since the average income of most of the surrounding people is less than one US dollar per day.

Nigeria – exemplary dental project for the region and next steps

In the third project example, Dentsply Sirona equipped the Dental Department of the Nigerian Navy Reference Hospital Ojo /Lagos (NNRH Ojo) with high-quality dental technologies. The new dental equipment consists of Teneo and Intego Pro treatment centers as well as intraoral, 2-D and 3-D imaging units and last but not least the CAD/CAM systems CEREC and inLab.

At the official inauguration ceremony, his excellency Muhammadu Buhari, President and Commander-in-Chief of the Armed Forces of the Federal Republic of Nigeria, thanked Dentsply Sirona and encouraged other states in Nigeria to take the Ojo project as a good example. So, similar dental equipment like in the Ojo example is currently on its way to the Nigerian Navy Reference Hospital in the capital Lagos where it will be implemented until the middle of the year. Besides the Navy's employees and their relatives, the state-of-the-art dental care center will also be accessible in terms of public oral health services.

Therefore, a team of the Nigerian Navy dental professional and technicians completed a comprehensive clinical and technical educational program at Dentsply Sirona's training facilities in Bensheim, Germany. 



Find out more by scanning the QR code.

IMPRINT

**PUBLISHER/
CHIEF EXECUTIVE OFFICER**
Torsten R. OEMUS

DIRECTOR OF CONTENT
Claudia DUSCHEK

DENTAL TRIBUNE INTERNATIONAL
Holbeinstr. 29, 04229 Leipzig, Germany
Tel.: +49 341 48 474 302
Fax.: +49 341 48 474 173
www.dental-tribune.com
info@dental-tribune.com

DENTAL TRIBUNE MEA EDITION EDITORIAL BOARD

Dr. Aisha SULTAN ALSUWAIDI, UAE
Prof. Paul TIPTON, UK
Prof. Khaled BALTO, KSA
Dr. Ninette BANDAY, UAE
Dr. Nabeel HUMOOD ALSABEEHA, UAE
Dr. Naif Almosa, KSA
Dr. Mohammad AL-OBAIDA, KSA
Dr. Meshari F. ALOTAIBI, KSA
Dr. Jasim M. AL-SAEEDI, Oman
Dr. Mohammed AL-DARWISH, Qatar
Dr. Dobrina MOLLOVA, UAE
Dr. Ahmed KAZI, UAE
Dr. Munir SILWADI, UAE
Dr. Khaled ABOUSEADA, KSA
Dr. Rabih ABI NADER, UAE
Dr. Ehab RASHED, UAE
Dr. Mohd Dashti, Kuwait
Aiham FARRAH, CDT, UAE
Retty M. MATTHEW, UAE

PARTNERS

Saudi Dental Society
Saudi Ortho Society
Lebanese Dental Association
Lebanese Orthodontic Society
Qatar Dental Society
Oman Dental Society
Kuwait Dental Association
American Academy of Implant Dentistry
International Federation of Dental Hygienist
British Academy of Restorative Dentistry
British Academy of Dental Implantology
AALZ - Aachen Dental Laser Center
Singapore Dental Association
Saudi Dental Hygienist Society

DIRECTOR OF mCME
Dr. Dobrina MOLLOVA
mollova@dental-tribune.me
Tel.: +971 50 42 43072

DIRECTOR
Tzvetan DEYANOV
deyanov@dental-tribune.me
Tel.: +971 55 11 28 581

EDITING & DESIGN
Kinga MOLLOV
k.romik@dental-tribune.me
Tel.: +971 56 23 70 721

PRINTING HOUSE & DISTRIBUTION
Al Nisr Printing
P. O. Box 6519, Dubai, UAE
800 4585/04-4067170

©2018, Dental Tribune International GmbH.

All rights reserved. Dental Tribune International makes every effort to report clinical information and manufacturer's product news accurately, but cannot assume responsibility for the validity of product claims, or for typographical errors. The publishers also do not assume responsibility for product names or claims, or statements made by advertisers. Opinions expressed by authors are their own and may not reflect those of Dental Tribune International.

Solutions for better, safer, faster dental care



Dentsply and Sirona have joined forces to become the world's largest provider of professional dental solutions. Our trusted brands have empowered dental professionals to provide better, safer and faster care in all fields of dentistry for over 100 years. However, as advanced as dentistry is today, together we are committed to making it even better. Everything we do is about helping you deliver the best possible dental care, for the benefit of your patients and practice.

Find out more on
dentsplysirona.com



Clinical Procedures

- Preventive
- Restorative
- Orthodontics
- Endodontics
- Implants
- Prosthetics

Platform Technologies

- CAD/CAM
- Imaging Systems
- Treatment Centers
- Instruments

THE DENTAL
SOLUTIONS
COMPANY™

 **Dentsply
Sirona**

Solving aesthetic issues in the anterior region with composite

Clinical Case

By Dr Paulo Monteiro, Portugal

About the Case

A 50-year-old male patient presented for professional tooth cleaning. He had deep erosive lesions affecting the vestibular aspects of his maxillary central incisors, which he did not consider an issue. Neverthe-

less, the team informed him about the options to improve the aesthetics and protect the remaining tooth structure.

The patient agreed to carry out a home-bleaching treatment followed by a direct restorative treatment with composite.

Challenge

The biggest challenge was to mask the heavy discoloration while restoring the teeth to a natural shape and shade. 3M™ Filtek™ Universal Restorative was selected to accomplish this task. The Pink Opaquer was applied in a thin layer to cover and optically mask the discolorations.

Outcome

The patient was happy with the treatment outcome. Three things were achieved with minimal effort. The discolorations were masked, the teeth were restored to their natural shape and the shade blended naturally with the adjacent teeth. **DT**

Dr. Paulo Monteiro

Dr. Paulo Monteiro obtained his doctorate of dental medicine at the Instituto Superior de Ciências da Saúde Egas Moniz (ISCSEM) in Caparica, Portugal, where he developed a passion for aesthetic dentistry. He completed the postgraduate programme in Aesthetic and Restorative Dentistry at ISCSEM in 2005. Dr. Monteiro

is coordinator of and professor in the restorative postgraduate programme, Aesthetic and Restorative Dentistry, at Instituto Universitário Egas Moniz. He has an exclusive dental practice in Lisbon that focuses on aesthetic and cosmetic dental treatments.



Before



After



Case Overview: Step by Step



INITIAL SITUATION: Preoperative frontal view of the patient's teeth, showing severe erosive tooth wear on the vestibular surfaces and incisal edges.



Detailed view of the maxillary incisors. The teeth didn't show any highly translucent areas, so the use of a single shade/opacity of 3M™ Filtek™ Universal Restorative was selected.



Lateral view of the anterior teeth revealed the depth of the lesions on the vestibular surfaces.



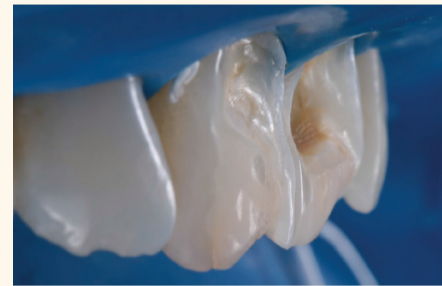
Tooth shade was determined with the aid of the VITA classical A1-D4® shade guide. The shade A1 matched the sound tooth structure. This corresponded with 3M™ Filtek™ Universal Restorative's A1 shade.



INITIAL SITUATION: Preoperative frontal view of the patient's teeth, showing severe erosive tooth wear on the vestibular surfaces and incisal edges.



Detailed view of the maxillary incisors. The teeth didn't show any highly translucent areas, so the use of a single shade/opacity of 3M™ Filtek™ Universal Restorative was selected.



Lateral view of the anterior teeth revealed the depth of the lesions on the vestibular surfaces.



Tooth shade was determined with the aid of the VITA classical A1-D4® shade guide. The shade A1 matched the sound tooth structure. This corresponded with 3M™ Filtek™ Universal Restorative's A1 shade.



3M™ Scotchbond™ Universal Adhesive was applied to the rinsed and dried tooth structure. The adhesive was rubbed for 20 seconds, treated with a gentle stream of air for solvent evaporation, and light cured for 10 seconds.



Two anterior matrices were placed to help create a natural anterior tooth shape and facilitate restoration of the interproximal and cervical margins.



A 1 mm layer of the Pink Opaquer (PO) was placed onto the discolored sclerotic dentin to mask dark areas and light cured for 20 seconds. The material offered a similar creamy handling as the body shades of 3M™ Filtek™ Universal Restorative.



Appearance of the teeth after the first application of 3M™ Filtek™ Universal Restorative A1 shade. No additional body shades were needed (to mask sclerotic dentin) when using the Pink Opaquer.



Placement of the second and final layer of 3M™ Filtek™ Universal Restorative A1 shade.



Restorations after polishing using the 3M™ Sof-Lex™ Diamond Polishing System.



Immediate Post-Op

Treatment outcome immediately after rubber dam removal. The discolorations were gone, the restorations and the adjacent teeth had a similar shade, and a natural shape was achieved.

Refer to Instructions for Use (IFU) for complete product information.

To learn more:
www.3M.com/FiltekUniversal

3M Oral Care - Gulf Region
3M Gulf Ltd. Dubai Internet city,
Bldg 11, 3rd floor, Dubai, UAE
Office: +97143670752

Clinical dentistry and photography
by Dr. Paulo Monteiro

3M

Filtek™

Universal Restorative



**What if a composite
could make your
busy days easier?**



Printing the future

Interview with Rik Jacobs about the rise of 3D printing in dentistry

By 3D Systems

The 21st century has not turned out exactly as predicted by the science fiction writers of the past. There aren't flying cars filling the skies or robots walking the streets, but there are devices in our homes, like Amazon's Alexa, which listen for our voices and carry out our commands. Companies like Boston Dynamics have taken impressive steps towards creating eerily lifelike robots and the US Navy is even testing incredibly precise laser weapons onboard its ships. 3D printing is also seeing a massive expansion in its applications, from the inspiring printing of functioning human organs to the more sinister ability to download and create working fire-arms. But where does dentistry fit into this?

Dentistry is currently undergoing a fundamental move towards digital workflows, with digital scanning, design, compatible materials and 3D printing all set to become essential parts of providing oral healthcare in the future. 3D printing especially has the capacity to largely democratise the production process of many dental appliances, and dentistry is one of the areas best suited to take advantage of the advances the technology allows for. The largest 3D printing operation in the world is carried out for Align Technology Ltd, well known in the dental industry as the creator of the Invisalign clear aligner, who utilise 3D Systems' 3D printers to print over 359,000 unique retainers every day. 3D Systems, a company co-founded by the inventor of the 3D printing process, Chuck Hull, in 1986 has clearly recognised the potential of the dental industry and recently released the NextDent5100. I spoke

with Rik Jacobs, vice-president of 3D Systems' dental business, to get his views on the past, present and future of the technology.

Rik didn't study dentistry, instead opting to study international marketing management. He became active in the dental sales and marketing sphere around 20 years ago where he sold polymers and monomers, materials which he also sold for the hearing aid market.

Explaining this, Rik said, "I wasn't at the forefront in the hearing aid market in those days. That market transformed from analogue into digital over a period of two or three years between 2007 and 2009, and I learned my lesson. When digital technology came to dental I wanted to be at the forefront, so I went back to school in 2009 and learnt everything I could about 3D printing." Rik was privy to how quickly digital technologies came to dominate one market and didn't want to miss out on the next. This affected his approach to the dental market, and in 2012 he co-founded NextDent, which focused on reformulating existing polymers into printable, biocompatible materials which would pass regulations.

Creating printable and biocompatible materials was essential for the progression of 3D printing, and the concept attracted interest from big players in the market. NextDent was acquired by 3D Systems in January 2017.

As Rik explained however, there wasn't always a belief in the uses of 3D printing for dental applications. He elaborated, "People still had some

hesitations and questions about the durability of the materials even five years ago; they weren't sure that you could print crowns or dentures that would stay in a patient's mouth for very long. Back then a few things still needed to happen to make 3D printing viable in dentistry; software companies needed to develop software design solutions, materials needed to be proven and more advanced 3D printers needed to be developed. I was convinced it could be done but people were very cautious, so it was only in 2018, when we were able to combine all these factors, that there was a real tipping point for 3D printing."

Digitalisation in the dental profession and industry is an oft-discussed topic that most agree will come to define dentistry in the near future. Every dentist will be able to find a personal use for some piece of digital technology, but the same isn't necessarily true of a 3D printer.

3D printing's relationship to the digital dental revolution is important however, and I asked Rik about what role the technology plays. He said, "Most dentists will find a use for an intraoral scanner as a more accurate and convenient alternative to analogue impression materials, but what gets done with that scan afterwards is important. If the patient needs a denture the dentist can send the scan to a lab so that a denture could be designed and printed, or with a 3D printer the dentist could print the denture themselves in their practice. Completely new business models are coming into the market with this technology. A one-surgery practice probably won't have much use for a 3D printer, for example, but



Rik Jacobs, vice-president of 3D Systems' dental business.


even the smallest of practices will benefit from outsourcing to a lab with a printer because of the higher speeds, accuracy and lower cost." Rik explained that 3D Systems primarily sell their printers and materials to labs, but that dental practices interested in keeping some of their production in-house are increasingly purchasing 3D printers.

As complicated pieces of equipment, learning to use 3D printers to their fullest can require a fairly significant amount of training. Rik explained, "3D printing can sound a little too good to be true, but we're sometimes

faced with people that think they can start using their printer without any training and expect great results; if you put rubbish into the printer, you'll get rubbish out. That's something I'm always explaining and emphasising."

3D printing is sure to play an important part in the digital future of dentistry, and as materials become more and more advanced the applications of the technology will only grow. But printers in labs and in practice are already changing dental workflows, with labs able to provide faster, more reliable and very precise end products with incredible efficiency.


The future may not end up being characterised by a deluge of sci-fi robots and lasers, but there's no doubt that 3D printing will play an incredibly important role in the increasingly digital profession of dentistry. ^{DT}



An example of a 3D printed dental splint.

Rik Jacobs, The Netherlands

Rik Jacobs is a founder and the former CEO of NextDent B.V. The company was founded in 2012 in the Netherlands as an independent subsidiary of Vertex Global Holding to complement the dental materials portfolio of its affiliate Vertex-Dental BV, which has a 77-year track record in developing and producing traditional denture materials and products. Within four years, NextDent became the leading developer and manufacturer of biocompatible dental 3D printing materials. In January 2017, Vertex Global Holding merged with 3D Systems, a company that provides comprehensive Additive Manufacturing products and services, including 3D printers specifically designed for dental applications, print materials, on-demand parts services and digital design tools. Upon this merger, Rik became the VP, General Manager of the Dental business. He holds a degree in International Marketing Management from NHL University of Applied Science.



IPS e.max[®]

ZirCAD MT Multi

The most esthetic high-strength,
multi-translucent¹ zirconia

All ceramic,
all you need.

¹ Composed of different material classes

www.ivoclarvivadent.com

Ivoclar Vivadent AG
Bendererstr. 2 | 9494 Schaan | Liechtenstein | Tel. +423 235 35 35 | Fax +423 235 33 60


passion vision innovation

The future is bright for Beverly Hills Formula

By Beverly Hills Formula

For oral care experts Beverly Hills Formula, 2018 would prove to be a tough year to beat. With a large number of accolades already under their belt, new product development has once again been at the forefront of their 2019 objectives. Known for their bold formulations such as Activated Charcoal and Real Gold Particles, the brand is set to once more shock the industry with an amazing first to market formulation – Silver. Thanks to their sheer dedication and hard work, the name Beverly Hills Formula has now become synonymous with high quality, safe and affordable oral care products. A recent study carried out in an independent laboratory showed that Beverly Hills Formula's products are the least abrasive, yet most effective on the market today.

What can we expect from Beverly Hills Formula in 2020?

Expert Whitening Kits

Following years of scientific research, the brand responded to consumer demand with the introduction of their first whitening kit. The Perfect White 2 in 1 Whitening Kit and Pen offers consumers rapid whitening results thanks to its safe and effective hydrogen peroxide formula.

Following on was the development of a first to market product – the Per-



fect White Black Whitening Kit - scientifically formulated with activated charcoal, the kit is designed to offer superior whitening results whilst reducing plaque and harmful bacteria.

The brand will enter 2020 with a brandnew whitening kit – the Professional White Advanced Silver Whitening 2 in 1 kit. Containing Rapid whitening strips and a pen formulated with Hydrogen Peroxide and professional whitening ingredient PAP for extra whitening power. This powerful formulation is also boosted with Silver for strong antibacterial and anti-plaque action.

The Professional Range

Most exciting however, is the brand's new and improved Professional Range. With a new formula, new ingredients and now an extra level of stain removal, the brand is quietly confident this range is destined to become a best seller.

The range includes Perfect White Advanced Black Pearl Whitening, with its new advanced formula which contains Activated Charcoal to help eliminate bacteria causing bad breath. Combined with professional whitening ingredient PAP, Advanced Pyrophosphates, Hydrated Silica and

Pearl Powder help remove surface and deep stains without harming the enamel. A recent study showed that this product removed almost 70% of surface stains after 5 minutes when compared with leading brands.

Joining the range is Professional White Advanced Silver Whitening with its combination of Nano-Silver, Hyaluronic Acid and professional whitening ingredient PAP, all of which help to achieve strong antibacterial and anti-plaque action while providing advanced level professional gum protection assisting tissue regeneration.

With its cutting-edge formula, Professional White Advanced Sensitive looks to be the best product on the market for those with sensitivity issues. The new formula contains Idoxyplus Complex whilst combining Hydroxyapatite, Arginine and Calcium Carbonate to fill micro-injuries in enamel and dentin. Specifically developed for enamel and gums, the product provides immediate sensitivity relief. Containing remineralizing filler along with strong antibacterial and anti-plaque protection, the product also assists with tissue regeneration.

Beverly Hills Formula's hard work this year has culminated in them becoming the top of mind oral care brand for consumers as well as catching the eye of dental professionals across the globe. The brand will enter 2020 with an impressive portfolio of high quality, safe and highly effective oral care products all of which are cruelty free. [DT](#)

For more information contact:

Beverly Hills Formula
Unit P1/P2 North Ring Business Park
Swords Road
Dublin, 9, Ireland
Web: www.beverlyhillsformula.com
E-mail: info@beverlyhillsformula.com
Tel: + 353 1 842 6611
Fax: + 353 1 842 6647

Treatment centers and dental chairs – just a part, or the heart, of the practice?

By Dentsply Sirona

Today's technological and design innovations have seen the humble dental chair evolve into state-of-the-art treatment centers, putting ergonomics and patient comfort at the forefront. Eybi Becerra, Brand Marketing Manager at Dentsply Sirona, explains more.

There are many items of equipment that clinicians and their teams couldn't be without. But arguably, the most indispensable piece of equipment in the practice, and the one that's now at the heart of providing the very best of care for patients, is the treatment center.

The treatment center is so much more than a functional piece of equipment. Designed to create a lasting impression, the latest treatment centers feature a variety of colour combinations, soft, comfortable upholstery and centralised functionality that supports a range of workflows.

Total Reliability

Patient satisfaction is a top priority, but the prospect of sitting in a dental chair surrounded by unfamiliar equipment can cause anxiety for some. Consequently, anything that helps ease such anxiety is to be welcomed and this includes patient

comfort and positioning during treatment.

The dental chair is often the place where patients have the opportunity to talk about how they feel and ask questions. Ensuring the dental chair is well-designed and comfortable will help create a calm and reassuring environment that is conducive to effective communication.

Patients need to have complete trust in their clinician, and clinicians need to have complete trust in the reliability of their treatment center. Any failure of this essential piece of equipment can mean cancelled appointments and the consequential loss of revenue, not to mention patient dissatisfaction. So, reliability should be top of the list when making the choice of manufacturer and model.

Innovation and Integration

Having relaxed patients is a good thing, but what about the dental team? Posture can be both negatively and positively impacted by the design of a treatment center, so pay particular attention to the ease with which instruments, equipment and the patient can be reached. Poor posture will ultimately take its toll in terms of aching muscles and general fatigue and can even lead to longer-term health problems.



The ultimate design

The latest treatment centers are designed with both dental professionals and patient positioning in mind. Cutting edge technology allows the team to work ergonomically and safely in a neutral position, preventing strain, especially on the back and neck, whilst still allowing unrestricted access to the patient.

Dentsply Sirona's Teneo® treatment center places everything a clinician and the team needs within easy reach. Offering speed and efficiency, the Teneo features:

- Motorised sliding track
- Motorised cuspidor
- Adjustable, motorised headrest
- Large EasyTouch touchscreen

- Anti-stress massage and lumbar support
- Optional integrated endodontic and implant workflows
- Wireless foot control

The Teneo even memorises the clinician's ideal working position. This ensures optimal treatment with the mouth point always at the same working height, regardless of the patient's size or build.

An all-round experience

Smooth, ergonomic surfaces that can be easily cleaned and disinfected, integrated design features plus stylish upholstery together provide the ultimate in patient comfort. All of Dentsply Sirona's treatment centers are completely customisable in

terms of fabric, colour and finish, fitting seamlessly into any practice design scenario.

Built to last

The treatment center is the focal point of any surgery and something unlikely to be routinely replaced, so longevity and reliability are important considerations when making a purchase decision.

Making the right choice of treatment center and placing it at the heart of the surgery will aid patient satisfaction and help create a pleasant working environment for clinicians and their teams – making them feel fulfilled and inspired to deliver the very best treatment outcomes. [DT](#)



Find out more by scanning the QR code.

Beverly Hills Formula

Toothpaste Abrasivity Certificate of Analysis



Toothpaste Stain Removal Leading Dental School (UK)

