

ENDO TRIBUNE

Blue light laser-assisted crown lengthening in restorative dentistry

►A1-8

LAB TRIBUNE

Processing of NPM sintering metal with inLab MC X5. User Case

►B1-4

HYGIENE TRIBUNE

Stabilized Stannous Fluoride Dentifrices are toothpastes of choice: ME Dental Consensus

►C1-4

IMPLANT TRIBUNE

Teeth within an hour: A ticking time bomb

►D1-4

ORTHO TRIBUNE

My complete conversion London lingual orthodontics provider Dr Asif Chatoo...

►E1-8

“MY SMILE” - tooth brushing programme for school children in Dubai, UAE

By Dr. Shiamaa Al-Mashhadani, UAE

Introduction

Oral health has been a top priority in the Dubai Health Authority agenda for the strategy 2021. The main aim is to decrease the level of caries for children in Dubai. The latest data shows that the percentage of caries for children aged 5-6 years was 65%, which is considered higher than the average caries level in the region.¹ The “MY SMILE” tooth-brushing program was introduced in 2017² under the direction and guidance of Dr. Hamda Al-Mesmar, the Director of Dental Services Department of Dubai.

Background

The aim of the tooth-brushing scheme was to introduce forms of preventive activities that would decrease the high levels of caries prevalence among the students in Dubai

schools. The tooth-brushing in schools scheme is an evidence-based intervention, drawing on principles and learning from comparable programs in Scotland^{3, 4} and other research which show that the application of fluoride toothpaste in a supervised school-based intervention can have a significant effect on children with high caries risk. The tooth brushing program was designed with the intention of improving the oral health of young children and with emphasis on the importance of daily good oral hygiene habits.³

Project Outline “MY SMILE” tooth-brushing program

In 2017, “MY SMILE” program was introduced to 12 government and private schools in

►Page 14



“MY SMILE” program was introduced to 12 government and private schools in Dubai, UAE

9th DFCIC sees record attendance

By Dental Tribune MEA/CAPPmea

CAPP Events recently concluded the 9th edition of the Dental Facial Cosmetic International Conference and Exhibition. Over 3,000 dental professionals, students, trade visitors and VIP's from the MENA region, Americas, Asia, Australia and Europe gathered at the InterContinental Hotel Dubai Festival City, UAE on 3rd and 4th November. The event once again established itself as the region's largest scientific dental conference (03-04 November) featuring a thriving and vibrant exhibition showcasing the latest novelties in aesthetic dentistry (03-04 November), Dental Hygienist Seminar (03 November), over 20 multidisciplinary pre- and post- hands-on training courses (01-05 November) and over 25 free CME trainings at specially dedicated training zones throughout the exhibition area.




The two-day scientific dental conference programme welcomed a total of 31 dental experts who discussed their research, innovative approach, advancements and best practiced methods on a variety of topics including aesthetic dentistry, endodontics, restorative dentistry, orthodontics, prosthodontics, implantology and hygiene. A total of 3,027 international delegates made the trip to Dubai from over 47 countries to share ideas and network with dental experts, speakers, industry players as well as movers and shakers in the dental market.







The annual event provided an unparalleled platform for dental professionals to earn up to 35 continuing medical education (CME) credit hours over the course of five days accredited by Health Authority Abu Dhabi (HAAD), Dubai Health Authority (DHA) and through CAPP which is an ADA CERP recognized provider of CE credits. The conference was intended to be more than just an educational

experience. It was designed to be unforgettable and enjoyable with dedicated events for all dental specialties. The large variety of the scientific programme throughout the five days played a key role in attracting a record number of delegates and visitors. This year's significant event highlight was the “Free CME Trainings” which took place during the exhibition at dedicated training zones. The activity not only encouraged visitors to attend but created networking opportunities for sponsors, exhibitors and participants alike.

Dental Hygienist Seminar (DHS) once again took place in partnership with Colgate Oral Care Academy and supported by the International Federation of Dental Hygienists (IFDH) focussing entirely on the dental hygienist profession. A mix of international and regional speakers presented relevant hot topics aligned with the seminar theme “Exploring the possibilities in the arena of dental hygiene”. A total of 303 dental hygienists attended the dedicated programme and its sub hands-on training courses with topics such as enhanced biofilm management, working posture and periodontal instrumentation and sharpening. As part of CAPP's commitment to further supporting the path for innovative research and advancements in the field of dentistry, dental professionals and dental students were invited to present their findings through the “Poster presentation” competition which was reviewed by academicians and industry experts.

Dr. Dobrina Mollova, founder and Managing Director of CAPP summarised, “Such events are of paramount importance to dental professionals as they encourage conversation, integration of best practice, adaptation of the latest advancements in technology and above all contribute positively to maintaining and improving patient health.” **DT**









Certificate & Diploma in Restorative Aesthetic Dentistry
www.cappmea.com/capptipton

Certificate & Diploma in Clinical Endodontics
www.cappmea.com/endo

Certificate & Diploma in Clinical Implantology
www.cappmea.com/implant

Contact: +971 528423659 | p.mollov@cappmea.com



9th Dental Facial Cosmetic Int'l Conference & Exhibition Impressions



Over 3000 delegates attended the two day event 9th Dental Facial Cosmetic Conference & Exhibition



Dr. Aisha Sultan - President of the Emirates Dental Society



Conference chairman - Dr. Munir Silwadi



Dr. Mario Besek lecturing on another dimension of composite restoration - new possibilities



Dr. Matthew Holyoak, BARD Faculty presented during the 9th Dental Facial Cosmetic Conference & Exhibition



Dr. Knut Hufschmidt, Austria explained the world of direct restorations



Professor Louis Hardan, Lebanon lectured on direct composite restorations



The event once again established itself as the region's largest scientific dental conference



In total 303 dental hygienists were educated during the Dental Hygienist Seminar

IMPRINT

GROUP EDITOR

Daniel ZIMMERMANN
newsroom@dental-tribune.com
Tel.: +44 161 223 1830

CLINICAL EDITORS

Magda WOJTKIEWICZ
Nathalie SCHÜLLER

EDITORS

Kristin HÜBNER
Yvonne BACHMANN

EDITOR & SOCIAL MEDIA MANAGER

Monique MEHLER

MANAGING EDITOR & HEAD OF

DTI COMMUNICATION SERVICES
Marc CHALUPSKY

COPY EDITOR

Sabrina RAAFF

PUBLISHER/PRESIDENT/CEO

Torsten R. OEMUS

CHIEF FINANCIAL OFFICER

Dan WUNDERLICH

CHIEF TECHNOLOGY OFFICER

Serban VERES

BUSINESS DEVELOPMENT MANAGER

Claudia SALWICZEK-MAJONEK

PROJECT MANAGER ONLINE

Tom CARVALHO

JUNIOR PROJECT MANAGER ONLINE

Hannes KUSCHICK

E-LEARNING MANAGER

Lars HOFFMANN

EDUCATION DIRECTOR TRIBUNE CME

Christiane FERRET

EVENT SERVICES/PROJECT MANAGER

TRIBUNE CME & CROIXTURE

Sarah SCHUBERT

TEAM ASSISTANT

Julia MACIEJEK

MARKETING SERVICES

Nadine DEHMEL

SALES SERVICES

Nicole ANDRA

ACCOUNTING SERVICES

Anja MAYWALD

Karen HAMATSCHEK

Manuela HUNGER

MEDIA SALES MANAGERS

Antje KAHNT (International)
Barbora SOLAROVA (Eastern Europe)
Hélène CARPENTIER (Europe)
Maria KAISER (North America)
Matthias DIESSNER (Key Accounts)
Melissa BROWN (International)
Peter WITTECZEK (Asia Pacific)
Weridiana MAGESWKI (Latin America)

EXECUTIVE PRODUCER

Gernot MEYER

ADVERTISING DISPOSITION

Marius MEZGER

DENTAL TRIBUNE INTERNATIONAL

Holbeinstr. 29, 04229 Leipzig, Germany
Tel.: +49 341 48 474 302
Fax: +49 341 48 474 173
www.dental-tribune.com
info@dental-tribune.com

DENTAL TRIBUNE ASIA PACIFIC LTD.

Room A, 20/F
Harvard Commercial Building
105-111 Thomson Road, Wanchai, HK
Tel.: +852 3113 6177
Fax: +852 3113 6199

THE AMERICA, LLC

116 West 23rd Street, Ste. 500, New York
N.Y. 10011, USA
Tel.: +1 212 244 7181
Fax: +1 212 244 7185

DENTAL TRIBUNE MEA EDITION

EDITORIAL BOARD

Prof. Khaled BALTO, KSA
Prof. Paul TIPTON, UK
Dr. Aisha SULTAN ALSUWAIDI, UAE
Dr. Ninette BANDAY, UAE
Dr. Nabeel HUMOOD ALSABEHA, UAE
Dr. Mohammad AL-OBAIDA, KSA
Dr. Meshari F. ALQTAIBI, KSA
Dr. Jasim M. AL-SAEEDI, Oman
Dr. Mohammed AL-DARWISH, Qatar
Dr. Dobrina MOLLOVA, UAE
Dr. Ahmed KAZI, UAE
Dr. Munir SILWADI, UAE
Dr. Khaled ABOUSEADA, KSA
Dr. Rabih ABI NADER, UAE
Dr. Ehab RASHED, UAE
Aiham FARRAH, CDT, UAE
Retty M. MATTHEW, UAE

PARTNERS

Saudi Dental Society
Lebanese Dental Association
Qatar Dental Society
Oman Dental Society

DIRECTOR OF mCME

Dr. Dobrina MOLLOVA
mollova@dental-tribune.me
Tel.: +971 50 42 43072

DIRECTOR

Tzvetan DEYANOV
deyanov@dental-tribune.me
Tel.: +971 55 11 28 581

DESIGNER

Kinga ROMIK
k.romik@dental-tribune.me

PRINTING HOUSE & DISTRIBUTION

Al Nisr Printing
P. O. Box 6519, Dubai, UAE
800 4585/04-4067170



Solutions for better, safer, faster dental care

Dentsply and Sirona have joined forces to become the world's largest provider of professional dental solutions. Our trusted brands have empowered dental professionals to provide better, safer and faster care in all fields of dentistry for over 100 years. However, as advanced as dentistry is today, together we are committed to making it even better. Everything we do is about helping you deliver the best possible dental care, for the benefit of your patients and practice.

Find out more on
dentsplysirona.com

Clinical Procedures

- Preventive
- Restorative
- Orthodontics
- Endodontics
- Implants
- Prosthetics

Platform Technologies

- CAD/CAM
- Imaging Systems
- Treatment Centers
- Instruments

THE DENTAL
SOLUTIONS
COMPANY™



Dentsply
Sirona



Platinum Sponsor Dentsply Sirona received appreciation for the continuous support



Ivoclar Vivadent was once again Crystal Sponsor during the 9th DFCIC



Gold Sponsor Planmeca presented their dream clinic at the exhibition



Gold Sponsor 3M received several dozens of delegates at their dedicated training zone at the booth



Gold Sponsor Invisalign was once again present this year



Gold Sponsor MAC Digital & 3Shape



Gold Sponsor Philips presented once again Philips Sonicare and Zoom as part of its portfolio



Gold Sponsor Oral-B held multiple Free CME trainings at its dedicated training zone



Celebrity dentist Asst. Prof. Dr. Çağdaş Kışlaoğlu, Turkey gave a two day masterclass hands-on course on Minimal Invasive Dentistry & Non Prep Veneers



Prof. James Prichard (BARD Faculty) lectured and trained delegates extensively at the free training zone



Free training zones at the Oral-B booth



Delegates from Ministry of Health and Emirates Dental Society



Poster Presentations at the 9th Dental Facial Cosmetic Conference



Dental Toothpaste Consensus 2017

"Thank you again for inviting me to this great meeting, it was a real honor to be part of this well organised event."



3M Oral Care

Takes less time, so you have more time.

There are things in life you don't want to miss. And the more complicated a procedure is, the greater chance there is for something to go wrong and disrupt your day. That's why 3M Oral Care has simplified posterior restorations ... the most frequently performed direct restoration. By using Filtek™ Bulk Fill Posterior Restorative with three other innovative products, you'll move through posterior restorations with speed and simplicity. See how our Posterior Restorative Procedure can help keep you on schedule ... because we know your time outside of work matters.

www.3MGulf.com/espe

Single Bond
Universal Adhesive



Filtek™ Bulk Fill
Posterior Restorative



Elipar™
DeepCure-S
LED Curing Light



Sof-Lex™ Spiral
Finishing and
Polishing Wheels



CEREC Software 4.5 – Made for Dentists

By Dentsply Sirona

Single-visit dentistry is an emerging expectation amongst patients today. Everything from a single source for safer, better and faster dentistry, and this is made possible by CEREC. Today, dentists can readily meet these expectations thanks to the CEREC SW 4.5 in which the workflow has been significantly improved and expanded to include a variety of features. The CEREC SW 4.5, with its intelligent tools, makes it even easier for newcomers to enter the world of digital dentistry.

**Intuitive:
Easy, user-friendly operation**

- Reduction of the number of steps

required before production.

- The tool bar is more compact and has been reduced to the necessary functions.
- The screen is designed to remain clear and the user is intuitively guided through the workflow.
- Simplified processing sequence for creating a virtual model.
- Improved user guidance facilitates the workflow for all applications that are carried out chairside with CEREC SW 4.5.

**Intelligent Operation:
Fewer steps thanks to a high degree of automation**

- Automatic detection of typical restorations for "single-visit" treatment,

such as inlays, onlays, crowns and veneers.

- Automatic calculation of the optimal insertion axis, preparing the restoration in just two steps instead of four; setting of the model axis and entering of the preparation margin using the edge detection.
- Designed to ensure a perfect fit if the preparation happens to deviate from the specifications.
- Calculation of next work steps.

**Increase in Quality:
Aesthetic restoration proposals based on biogeneric calculation and shade detection**

- Improved biogeneric initial pro-

posals that match the patient's needs perfectly, even in difficult anatomic situations, based on the biojaw algorithm.

- Analysis of tooth shade with independent function; structures are engineered to be represented realistically and in true, natural colour. This gives you objective support and more certainty when selecting the suitable restoration shade.
- More detail in the image.
- More realistic visualisation of model and restoration.
- Optimised milling and grinding strategies for an improved fit.
- Reduction of required computing power.

CEREC SW 4.5 features user-friendliness, realistic visualization, increased speed and top quality results, designed to contribute to faster, safer and better dentistry. To find out more about CEREC SW 4.5, please contact your local Dentsply Sirona representative. www.dentsplysirona.com

Polly Rutt

*Regional Marketing Leader
Regional Commercial Organisation – EOC – MEA*

+971 56996 6052 (UAE)

+44 7792 156740 (UK)

polly.rutt@dentsplysirona.com

www.dentsplysirona.com

BEAUTIFIL II LS

By SHOFU

Beautiful II LS breaks new ground in direct resin technology with its extremely low polymerization shrinkage and related stress while exhibiting superior aesthetics, optimal mechanical properties, ease of handling and polish, lasting natural lustre and remarkable abrasion re-

sistance for universal application. A novel low shrinkage "SRS" monomer formulation and unique filler technology significantly minimizes polymerization shrinkage stress while resulting in a more durable, robust and stable polymer complex that offers greater predictability to your restorations. Tooth-like optical charac-

teristics enable an easy shade match for a wide spectrum of simple to complex, challenging cases. Beautiful II LS imparts additional anti-plaque benefits and sustained fluoride protection to all your restorations. Available in Universal Dentin, Opaque Dentin, Enamel and Bleach White Shades.



BioSonic® UC150 Ultrasonic cleaning system

- Data logging capability for validation
- Offers customizable and quiet operation
- Online activation of optional heater function
- Fits up to 4 cassettes
- Can be used as a countertop or recessed unit



MIND BLOWING

MyCrown

- Fully Integrated System
- Fast and Easy to Use
- Grow Your Clinic



Find out more on
www.fonadental.com


FONA
CLOSER TO YOU

Middle East's First Metal 3D Printed Surgical Guide

Dental 3D printing specialist, Sinterex, is now producing metal surgical guides with completely open structures

By Dental Tribune MEA / CAPPmea

Back in May 2017, we interviewed Julian Callanan, the Managing Director of Sinterex, and discussed how he and his business were applying metal 3D printing technology in dentistry. We caught up with him to find out his progress and the latest products.

DTMEA/CAPPmea: How have the last 6 months passed by?

Julian Callanan: The last 6 months have absolutely flown by. As a young business, we are on a constant roller-coaster ride with highs and lows combined with lots of learning. The summer in particular was quite tough, I know many clinics and laboratories found market conditions to be more quiet than usual, but things seem to be moving again now. Overall, we keep adding new customers, and once they convert from the traditional manual tech-

niques to digital production, then they do not go back.

Are you working on any new products or technologies?

Our primary product line remains PFM crowns and bridges. However, since we last met, we have introduced two new products: Removable Partial Dentures and Metal Surgical Guides. The RPDs which we produce are a great solution for a partially edentulous patient who is not a candidate clinically or financially for implants. We use a metallurgical process called Solution Annealing which brings flexibility into our metal and helps with the fit for the patient. The second product is a metal 3D printed Surgical Guide. This is a really exciting innovation in Surgical Guides and we recently collaborated on a trial surgery to test the product in the Middle East region for the first time.



The open design of the guide gives great visibility and allows cooling

The 5 Principles of Occlusion for Modern Day Advanced Restorative Procedures

Prof. Paul Tipton, UK

PRICE:
2,200 AED (599 USD)

CONTACT:

Email: events@cappmea.com
Mob: +971 50 2793711

CAPP

ADA CERP | Continuing Education Recognition Program
Centre for Advanced Professional Practices (CAPP) is an ADA CERP Recognized Provider. ADA CERP is a service of the American Dental Association to assist dental professionals in identifying quality providers of continuing dental education. ADA CERP does not approve or endorse individual courses or instructors, nor does it imply acceptance of credit hours by boards of dentistry. CAPP designates this activity for 7 CE Credits

TIME & LOCATION:

Friday **05 January 2018** | 09:00 - 18:00
CAPP Training Institute, **Dubai, UAE**

COURSE OUTLINE:

The morning session will consist of a seminar on occlusion and will cover the following topics:

- The 5 principles of occlusion
- RAP V centric relation
- Mutually protected occlusion
- The importance of anterior guidance

- Non- working side interferences
- Posterior stability

The afternoon session will be **hands-on training** on facebows & jaw registration



The metal 3D printed surgical guide which is sterilised before use



International team of collaborators: Dr Ahmad Aljazairi, Dr Philippe De Moyer, Dr Islam Samy, Dr Khaled Al-Ekram and Julian Callanan

Who was involved and what did you do?

We worked with a broad team of dental experts. The design of the guide and the planning of the operation was led by 2INGIS, a Belgium based company who holds many patents in this area. The operation was led by Dr. Ahmad Aljazairi with support from Dr. Islam Samy and Dr. Khaled Al-Ekram. The role of Sinterex was to metal 3D print and then finish the guide.

What was the outcome?

The patient had two missing teeth and one broken tooth. During the operation the broken tooth was removed, and three implants immediately placed. We checked the results after the operation using a CBCT and

the implant placement was perfect, more importantly, the patient was happy. The patient had needed the operation for a while but was avoiding as he was worried about the procedure. The patient works as a microelectronic technician and is very technically minded, when he heard that a surgical guide would be used, his confidence in the procedure increased.

What lies ahead for Sinterex?

We are focusing now on expanding our customer base and bringing our products to new markets. In parallel we are also looking at some really cool new 3D printing technologies which we feel could be beneficial to our existing customers. [DT](#)


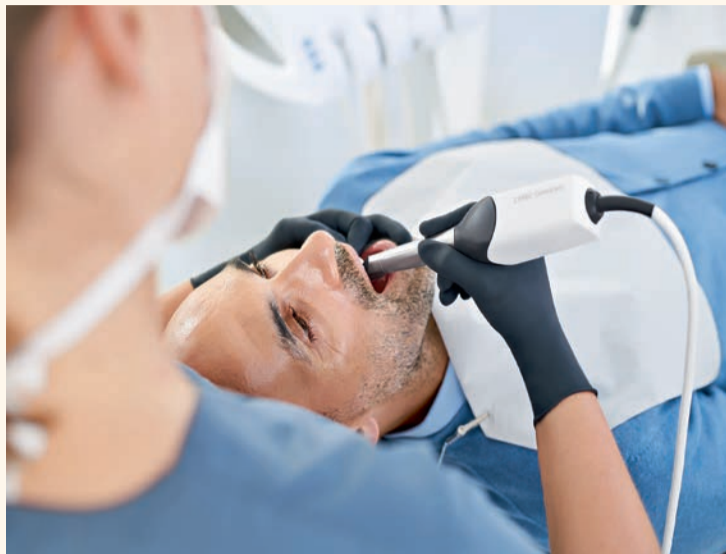
7 CE Credits

Est. 6-7 HAAD

Est. 5-6 DHA



NEW: Update Sirona Connect Software 4.5



Polly Rutt
Regional Marketing Leader
Regional Commercial Organisation – EOC
– MEA
+971 56996 6052 (UAE)
+44 7792 156740 (UK)
polly.rutt@dentsplysirona.com
www.dentsplysirona.com

By Dentsply Sirona

The latest version of Sirona Connect SW 4.5 offers additional software and portal features, which expand and improve both the digital impression process in the practice, as well as the possibilities for choosing individual laboratory services during the Sirona Connect ordering process.

These include:

General bug fixes and quality improvements

- More detail in the image.
- More realistic visualization of the model.
- Less computer power needed.

Shade Detection

- The 'Shade Detection' feature allows you to analyze the shade of any tooth based on the Omnicam scan. This gives you objective support and more certainty when selecting the suitable restoration shade.

Open Scan Export

- Exporting scan data in STL format is possible for CEREC Omnicam intraoral scans. This means that the data from the digital impression can now also be used in software products from other manufacturers. This allows new options for the digitization of your practice.

Digital impressions of implants from Dentsply Sirona or third party implant systems

- Integration of "MIS" TiBases and "Thommen" scan posts.
- Selecting "other Scanbody" during implant treatments.
- Separate image catalogue for scan posts and TiBases as well as other scanbodies.

Create customized laboratory services in the Sirona Connect Portal

- With the release of Sirona Connect SW 4.5, the Sirona Connect Portal offers labs the opportunity to create individual profiles and order information that are shown during admin phase and order phase in Sirona Connect SW 4.5.

Simplified connection to Atlantis® via Sirona Connect Portal

Sirona Connect SW 4.5 is a full version which is supported by CEREC Omnicam, CEREC Bluecam and Apollo DI.

We highly recommend that all users install Sirona Connect SW 4.5. For more details please check the Sirona Connect SW 4.5 manual or ask your CAD/CAM specialist. [DT](#)



Calibra® Ceram

Adhesive Resin Cement



Mighty. Easy to Cleanup.

Calibra Ceram resin cement offers a wide tack cure window of up to 10 seconds and an extended 45-second gel phase*, giving you the time you need for a thorough and effective cleanup. It's ideal for non-retentive preps when used with Prime&Bond active™ Adhesive and for all-ceramic restorations that require extra strength.

Contact your Dentsply Sirona representative to request a demo and see for yourself why Calibra Ceram Cement is a mighty good choice for restorations that need more strength.

* 10-second tack cure window equals five-second wave cure per surface. For excess cement cleanup, monowave output LED lights with a single peak output around 470nm are recommended. ML070013A (7-26-17)

THE DENTAL
SOLUTIONS
COMPANY™

**Dentsply
Sirona**