

# DENTAL TRIBUNE

The World's Dental Newspaper • Pakistan Edition



PUBLISHED IN PAKISTAN

www.dental-tribune.com.pk

MARCH, 2020 - Issue No. 02 Vol.7



An exclusive interview  
with Dr Ambrina  
Qureshi

INTERVIEW ► Page 4



Dentine  
hypersensitivity  
experience using ...

CLINICAL PRACTICE

► Page 6



Coronavirus  
guidelines for dental  
practitioners ...

NEWS

► Page 10

## COVID-19: Pakistan's dental fraternity and industry face unprecedented challenges

By H. Hasan

The recent escalation of the COVID-19 situation has definitely affected every domain of human life. The sudden surge has raised fears that the outbreak could pose a major challenge to an already strained national healthcare system. According to recent statistics reported by the *New York Times*, dentists are at the greatest risk, as they can encounter diseases and infections daily and typically work in close proximity to one another and their patients.

In a matter of days, Pakistan's own COVID-19 tally has soared past 1,200 cases, mirroring the exponential growth in new infections seen in Italy. The worsening situation has prompted all four of the country's provinces as well as Azad Jammu & Kashmir and Gilgit-Baltistan to impose considerably strict lockdown measures.

While some in the country, particularly in the federal government, have criticised the provinces' preventive steps as premature and overkill, official data on healthcare and quarantine facilities and conversations with members of the medical fraternity reveal why Pakistan can ill afford to repeat Italy's mistakes.

With such situation in backdrop, the question arises whether the dental community is ready to face this pandemic.

Many dentists have proactively limited their practice to emergency procedures only. Though this step was taken purely on voluntary basis, but no proper guidelines have been circulated by Pakistan's Dental Authorities.

According to the Centers for Disease Control and Prevention, it



Photo:  
DT Pakistan

is advised to limit patient inflow and take proper measures. The patient's history should be taken thoroughly, including travel history. Make sure that the patient is not accompanied with attendants, if possible. After every procedure hand-piece should be replaced, the chair, trays and area in 1-foot radius should be disinfected. A gap of at least an hour between each procedure.

"We are potentially looking at a total disaster if we fail to take precautions now," warned Dr Tahir Shamsi, who heads the National Institute of Blood Diseases. "Our healthcare system is already in shambles, struggling to handle routine workload much less COVID-19 patients."

**"The dental practice may change altogether once this virus is gone"**

"If we don't take steps to contain it now, we may end up seeing patients lying in our corridors, streets and footpaths," he said. "More than 170 COVID-19 patients fighting for each intensive care unit bed. Not to mention those suffering from other diseases will be deprived too," Dr Shamsi added.

With 132,227 beds and 7,697 health facilities across Pakistan the challenges are huge. Sindh has the highest number of health facilities with 3,525 HCEs and many field hospitals are underway to fight the menace.

Experts recommend to make sure that only non-invasive procedures are carried out. Emergency and pain relief to be the only focus. Use of hand-pieces be discontinued for the time being. The waiting area should be ventilated properly and encourage time difference between appointments so that there are least number of patients waiting.

It is advised that dental community take proper measures to keep themselves safe by wearing masks, gloves and clean clothes. Those having industrial set-up, should put workers on rotational basis and educate them on social distancing. Non-essential staff should be allowed to work from home.

**"[...] it is time that dental industry prepares itself for the unprecedented challenges once this is over" — Liaqat Humayun, President of the Dental Trade and Manufacturers Association**

Due to certain external factors, the prices of protective face masks have been escalated. The stakeholders should ensure the provision of these protective gears to their staff.

Pakistan's renowned dentist Prof. Ayyaz Ali Khan says that it is time to only do the emergency procedures while Prof Mahmood Haider recommends consultation and pain

*Continued on Page 11*

### PDA: PMDC should work independently

DT Pakistan Report

KARACHI - The Pakistan Dental Association (PDA) hailed the restoration of the Pakistan Medical and Dental Council (PMDC) and its employees on the orders of the Islamabad High Court (IHC).



This was stated by Dr Mahmood Shah, President of the PDA.

"It is heartening to note that the Pakistan Medical and Dental Council has been restored by the IHC," noted the PDA.

The PDA and its office bearers demanded that the PMDC be made fully functional so that it can carry out its duties and obligations to medical and dental professionals.

Owing to the dissolution of the PMDC, doctors, and dentists faced tremendous problems in regards to their pending work and day-to-day requirements. This action of the government had put Pakistani doctors working overseas in a lot of trouble as the PMDC is the only recognized body, and nobody recognized the PMC.

Doctors looking for good standing certificates had to run from pillar to post, but their work could not be done. Those awaiting registration were also made to wait indefinitely.

It is high time that the government lets the PMDC work independently and bring an end to the sufferings of healthcare professionals.

The PMDC should also start planning transparent elections once this COVID-19 pandemic is over. With the involvement of representative bodies like the PMA and the PDA for the PMDC elections of doctors and dentists.



THE 8<sup>TH</sup> INTERNATIONAL STUDENTS' DENTAL CONFERENCE

# Dental students made Pakistan proud at the global event

**D**UBAI - Under the patronage of H. H. Sheikh Dr. Sultan Bin Mohammed Al Qasimi, Member of the Supreme Council of the UAE, Ruler of Sharjah and President of the University of Sharjah, the University of Sharjah's Dental Student Association, the 8th International Students' Dental Conference was recently held.

The ISDC (International Students' Dental Conference) is the biggest 2020 event for dental students and 1st and 2nd year dental graduates. It involved over 700 participants from all over the world coming together to share knowledge, as well as build friendly and professional bonds among each other. Students delegation from Pakistan also actively participated in the global event.

The two-day conference consisted of symposiums conducted by internationally recognized speakers who contributed enormously to the dental field and its advancement along with presentations delivered by dental students, as well as participants presenting their posters in the conference hall.

The conference also included two interactive debates regarding dental controversies, as well as clinical competitions and workshops.

Five students from Sardar Begum Dental College, Gandhara University participated in the conference. Dr. Yasir Israr presented his original



Photos: DT Pakistan



research paper titled "Awareness of dentist regarding antibiotic resistance in teaching dental hospital of Peshawar." Dr. Zahid Hussain presented his original research titled "Fake news, myths and remedies regarding oral health in patients coming to teaching dental hospital of Peshawar." Dr. Wajeeha Aftab presented her poster presentation titled "Stress, depression and anxiety in TMO's of teaching dental hospital of

Peshawar." Dr. Haisam also presented his poster presentation titled "Knowledge regarding cross infections in dental assistants of teaching dental hospital of Peshawar".

All these research projects were completed under the guidance of Dr. Syed Imran Ali Shah Gilani.

The students also participated in Dental Olympics and Dr. Zainab stood first position in Quiz Competition. **-PR**

## Int'l speaker offers insight on enamel-saliva relationship

**L**A H O R E - Research and Ethical Review Committee of College of Dentistry, Lahore Medical and Dental College (LMDC) recently organized a seminar entitled, enamel-saliva continuum. Dr Paul Anderson, a Professor of Oral Biology and the Chair of Dental post-graduate committee, Queen Mary University of London (QMUL), was invited to speak on the topic. The seminar was formally officiated by the Chairperson, Research and Ethical Review Committee, Prof. Dr. Nazli Shujaat and

was attended by faculty members, House Officers and post-graduate residents. Prof. Anderson gave a very insightful and forthcoming talk which was thoroughly appreciated by

chemistry of calcium hydroxyapatite, the mineral component of enamel and how novel X-ray microscopic methods have assisted in the studies of enamel-saliva continuum.



Photos: DT Pakistan

the audiences. He talked about enamel-saliva relationship and how this "peptide" skin of teeth serves to protect enamel surfaces from acidic attack by influencing the surface

Prof. Anderson ended his lecture with a very comprehensive overview of dental post-graduate courses offered at QMUL.

Towards the end, Principal Dental College



LMDC, Prof. Dr. Aqib Sohail gave a vote of thanks to Prof. Anderson and the organizing committee for arranging a successful seminar. He emphasized on the importance of acquiring post-graduate degree and encouraged the House Officers and post-graduate residents to actively pursue post-graduate residents courses offered at QMUL. He concluded by presenting the plaque of appreciation to the guest speaker. **-PR**

### DENTAL TRIBUNE

The World's Dental Newspaper - Pakistan Edition

**Publisher and CEO**

Syed Hashim A. Hasan

hashim@dental-tribune.com.pk

**Editor Clinical Research**

Dr. Inayatullah Padhiar

**Editors Research & Public Health**

Prof. Dr. Ayyaz Ali Khan

**Editor - Online**

Haseeb Uddin

**Designing & Layout**

Sheikh M. Sadiq Ali

**Dental Tribune Pakistan**

3rd floor, Mahmood Centre, BC-11, Block-9, Clifton, Karachi, Pakistan.

Tel.: +92 21 35378440-2

Fax: +92 21 35836940

www.dental-tribune.com.pk

info@dental-tribune.com.pk

Dental Tribune Pakistan cannot assume responsibility for the validity of product claims or for typographical errors. The publisher also does not assume responsibility for product names or statements made by advertisers. Opinions expressed by authors are their own and may not reflect of **Dental Tribune Pakistan**.

**International Headquarters**

Publisher and Chief Executive Officer

**Torsten R. Oemus**

Chief Content Officer

**Claudia Duschek**

**Dental Tribune International GmbH**

Holbeinstr. 29, 04229 Leipzig, Germany

Tel.: +49 341 48 474 302

Fax: +49 341 48 474 173

**General requests:**

info@dental-tribune.com

**Sales requests:**

mediasales@dental-tribune.com

www.dental-tribune.com

Material from Dental Tribune International GmbH that has been reprinted or translated and reprinted in this issue is copyrighted by Dental Tribune International GmbH. Such material must be published with the permission of Dental Tribune International GmbH. *Dental Tribune* is a trademark of Dental Tribune International GmbH.

All rights reserved. © 2020 Dental Tribune International GmbH. Reproduction in any manner in any language, in whole or in part, without the prior written permission of Dental Tribune International GmbH is expressly prohibited.

Dental Tribune International GmbH makes every effort to report clinical information and manufacturers' product news accurately but cannot assume responsibility for the validity of product claims or for typographical errors. The publisher also does not assume responsibility for product names, claims or statements made by advertisers. Opinions expressed by authors are their own and may not reflect those of Dental Tribune International GmbH.



REPAIR  
THE CAUSE

PREVENT  
PAIN RETURNING

THERE'S A BETTER WAY TO TREAT  
SENSITIVE TEETH.¥

REPAIR

Forms a calcium-rich layer and helps repair<sup>†</sup> sensitive areas of teeth for instant and superior relief<sup>¥, 1-3</sup>



PREVENT

Regular use helps strengthen gums and provides lasting protection to prevent further tooth sensitivity

TREATING SENSITIVE TEETH:  
A SIDE BY SIDE COMPARISON

COLGATE® SENSITIVE PRO-RELIEF™ TOOTHPASTE		ORDINARY SENSITIVITY TOOTHPASTES
TECHNOLOGY PLATFORM	PRO-ARGIN™	POTASSIUM NITRATE
Helps repair sensitive areas of teeth <sup>†</sup> arginine and calcium formulation	✓	
Clinically proven instant and superior sensitivity relief <sup>¥,2-5</sup>	✓	
Acid-resistant occluding layer <sup>6</sup>	✓	
Relieves the pain of sensitive teeth <sup>†</sup>	✓	✓
Inhibits Plaque and Calculus Buildup	✓	



<sup>†</sup> With continued use. Also fights cavities.  
<sup>¥</sup> vs. toothpastes with 5% potassium nitrate. For instant relief, apply directly to the sensitive tooth and gently massage for 1 minute.  
Reference: 1. Li Y et al. J Clin Dent. 2011;22(Spec 10):123-130. 2. Nishio S et al. J Clin Dent. 2009;20(Spec 10):123-130.  
3. Ayad F et al. J Clin Dent. 2009;20(Spec 10):123-130. 4. Ayad F et al. J Clin Dent. 2009;20(Spec 10):123-130.  
5. Nishio S et al. J Clin Dent. 2009;20(Spec 10):123-130. Lavender et al. Am J Dent. 2012;23(Sp 1):A144-154.





**D**r Ambrina is the Chairperson of Community & Preventive Dentistry at Dow University of Health Sciences (DUHS). She is also the member of the Syndicate of DUHS. Prof. Dr. Ambrina Qureshi graduated from Fatima Jinnah Dental College (FJDC), Karachi. Following her graduation, she joined Liaquat University of Medical & Health Sciences as a Lecturer in Community Dentistry. Dr Ambrina then went on to pursue Master's in Philosophy (MPhil) Community Dentistry from Shaikh Zayed Federal Postgraduate Medical Institute, Lahore. To update her thirst for knowledge, Dr Ambrina is currently pursuing PhD (Doctor of Philosophy) Community Dentistry. Currently she is working on a research project which is a three arm diabetes-periodontitis trial funded by the National Research Programs for University (NRPU) Higher Education Commission. Recently she sat down with Dental Tribune Pakistan to talk about her journey.

RAPID FIRE

- **Does the duration of brushing really make difference to your teeth?**  
AQ: I think twice.
- **Which technique can make brushing really effective?**  
AQ: Yes, it's the sweep method that is more important. Sweep the brush through like [the bristles are] between your teeth. Let the bristles slowly swipe away the plaque and everything. That is the best method.
- **How to counter bad breathe?**  
AQ: You need to look into the underlying cause. Most of the time it's the underlying systemic disease that is usually the cause of the bad breathe. You need to look into that.
- **Babies do not need brushing, is it true?**  
AQ: No it's not true. Absolutely not. Babies do need to brush their teeth and it's the responsibility of their parents to do that.
- **Brushing should be done only after taking a meal, true?**  
AQ: Ideally it's good. But even if you skip brushing at least cleanse your mouth.
- **White teeth are healthy teeth, really?**  
AQ: White teeth are healthy teeth if they are naturally white. Not if you've colored it white [artificially]!

# The culture of critical thinking is lacking in our country;

## Dr Ambrina Qureshi

By Dr Muattar Hanif

**Dental Tribune Pakistan: Tell us a little about your background, especially what made you chose dentistry as your profession?**

**Ambrina Qureshi:** I did not choose dentistry initially. My passion was always towards philosophy and arts and subjects like that. But it's a familial trend where our ladies in the family are doctors and the gentlemen are the lawyers. So initially I opted Arts. I was already doing my Bachelors in Arts at St. Joseph College and I [already] had chosen subjects like Philosophy, European History and English literature. It took one year for my mother to really convince me and bring [me] back to the track where the family was going on so. And that is how I came into the dentistry.

“We should start spreading awareness to the rural populations through tele-dentistry”

**DTP: How do you think the raging oral cancer problem can be addressed?**

**AQ:** I always say that all these things like awareness, prevention, promotion and education... these all should be integrated in your [dental] curriculum. And it is our undergraduate students who during their training period can actually take care of such things and can spread the awareness. They can help us address these issues by finding out the updated statistics and finding out the ways how to promote prevention of such debilitating conditions.

**DTP: How can we increase awareness regarding gutka or other tobacco-related products?**

**AQ:** My answer is same. The awareness or the address of the issues... these all should be made integral part of the undergraduate curriculum. The undergraduate students during their training, should learn how to identify the oral conditions, even the general conditions, which are linked to the oral or poor conditions and they should address it. They should be finding out ways how to prevent it. They should be finding out ways how to educate the masses about the poor effects of the risk factors which are associated with these conditions.

“New generation of the females should learn how to negotiate with the things”

**DTP: What steps can be taken to address the issues of people in rural areas?**

**AQ:** You see, technology is growing fast. And I think we should understand that the use of technology has entered even in the rural areas, like every person has a mobile phone these days. So why not start introducing tele- dentistry. You know, start spreading awareness to the rural populations

through teledentistry or even like integrating this teledentistry into your curriculum. Again, I think these are the things which are the need of the hour and this is how we can address these issues and this is how we can solve these issues, to some extent.

**DTP: How can we motivate dental professionals to give back to their community?**

**AQ:** I think it's very difficult to motivate dental professionals, especially the new graduates. Everyone has spent money on their education and they would not like to go to the rural areas. This is a very frank answer that I am giving! The only solution which I can think of, at this point is again, integration. Get your students to identify these problems during their training period. They can help us identify these problems and spread awareness. You cannot ask or you cannot motivate the new graduates to go back to the rural communities or in their own communities... because everyone wants to go up. If a person has started from Karachi, maybe, they would like to go to U.S. or UK rather than going back to Karachi or even if the person is coming from a rural area, he would not like to go [back] there. Because he has, again spent money on his or her education. So let these things, which we know that are the current problems, into your curriculum. Get your curriculums be reformed. So that while we are educating our dentists, they are also supposed to solve the problems of our community. This should go side by side.

“Awareness, prevention, promotion and education- these all should be integrated in dental curriculum”

**DTP: How can public sectors help in oral health issues?**

**AQ:** See, public health issues today are not the [first] priority, to be very sorry. The kind of standards or the regulations we have, whether it's the Public Sector College or a Private Sector Institute... All of them just want to follow those 'particular' regulatory standards. When all are just going to focus on meeting those standards, which have been imposed on them, then why would someone care about the public? [Who will care] regarding, what is happening in the public or like what the public is suffering from? I think the Public Sector would have played a very important role in prevention, in public health promotion, in awareness, in education... in such basic things. But somehow the Public Sector has also started competing with those standards. Now people are more focused on, you know, forensic odontology and implantology, such big difficult words are these! and you know on specialty based dentistry. We all have forgotten

Continued on Page 11



**REPAIR & PROTECT**

**ACTUALLY  
HELPS REPAIR  
SENSITIVE TEETH\***

Cause of  
sensitivity pain

Tiny holes  
in dentine

A hard  
layer

Repairs  
these holes

Helps protect  
from pain



**No.1 DENTIST RECOMMENDED BRAND FOR SENSITIVE TEETH**

\*Forms a protective layer over the sensitive areas of the teeth. Brush twice a day for lasting sensitivity protection.



# Dentine hypersensitivity experience using toothpaste with added bioglass: A clinical trial

By Drs Stefano Daniele & Andrea Alessandri, Italy

In our clinical practices, dentine hypersensitivity (DH) has always been a challenge. Our best approach was to suggest at-home solutions such as sensitivity toothpaste or mouthrinse, but often there was no significant relief experienced by our patients. Last year, we met Richard Whatley, CEO of BioMin Technologies, who gave us some samples of BioMin F toothpaste for provision of relief from DH, and he explained the technology behind the effectiveness of this novel bioactive glass-based toothpaste. The bioglass particles contained in BioMin F toothpaste adhere to dental hard tissue and then slowly dissolve in saliva to release calcium, phosphate and fluoride ions, which precipitate on nucleation sites as fluorapatite crystals to occlude open dentinal tubules.

According to Brännström’s hydrodynamic theory, fluid movement inside the dentinal tubules in response to evocative stimuli such as cold—first of all—but also hot and sweet food and beverages, stimulating the odontoblast fibres and nerve endings and thereby creating a brief and acute pain, like an electric shock. This is what patients refer to as pain from DH.

A special polymer in BioMin F toothpaste is able to chemically bond the calcium from the bioglass to the hydroxyapatite of enamel. This adhesion is similar to that of glass ionomer cement to tooth surfaces. Saliva slowly dissolves these bioglass particles. This enables the release of ions from bioglass particles over 8–12 hours after brushing to create new crystals of fluorapatite, which form on nucleation sites like peritubular dentine and the internal surfaces of dentinal tubules. The formation and development of these fluorapatite crystals closes exposed dentinal tubules and provides relief from the pain of DH.

It is important to note that the fluoride concentration in BioMin F toothpaste is much lower than that of other DH or caries prevention toothpastes, which often utilise several thousand parts per million of fluoride (from 1,000 to almost 5,000 ppm in some countries). BioMin F has a fluoride concentration of only 530 ppm, and this concentration is sufficient to promote the formation of fluorapatite crystals on the tooth surfaces.

Soluble-fluoride toothpastes

(typically including sodium fluoride or sodium monofluorophosphate) require a high concentration of fluoride because most of the available fluoride is washed away by the salivary flow, but at such high concentrations, it forms amorphous crystalline calcium fluoride on dental hard tissue and not fluorapatite mineral. It is very important to start remineralisation on initial carious lesions such Codes 1 and 2 on the International Caries Detection and Assessment System. A scientific paper on caries research published in 2013 by Hill et al. shows that only a fluoride concentration of below 45 ppm is effective in promoting remineralisation when combined with calcium and phosphate to form fluorapatite crystals. It is in its crystalline phase that it is able to exchange ions in the oral environment (equilibrium between remineralisation and demineralisation).

The crystalline phase of fluorapatite developed by bioglass has enhanced acid-resistant features too. Most concentrated-fluoride dental products, such as toothpaste and varnishes, might be able to form an amorphous crystalline phase on enamel, but that is not remineralisation, as mentioned, but calcium fluoride. Calcium fluoride is not acid-resistant like fluorapatite crystals, but resistance to acid is a very important feature for overcoming the DH challenge. In fact, an amorphous and not acid-resistant layer is prone to dissolving in contact with erosive beverages or foodstuffs, thereby restarting DH pain owing to the re-exposure of dentinal tubules.

## Clinical trial with BioMin F for dentine hypersensitivity

We started the trial in November 2018 and included only patients with pronounced DH of a grade of moderate to severe. In July 2019, we collected the last recall from this trial. For the trial, every participant was given a sample of BioMin F and instructed to use the toothpaste twice a day for two weeks before recall.

At recall, the evaluation sheet given to the participants contained some general questions, covering their experience of the flavour of the toothpaste, its texture and its foaming capabilities, for example, as well as some specific questions, such as concerning their prior use of other toothpastes for DH. In particular, the questionnaire asked the patients to grade the scale of relief from DH using BioMin F on a scale of 0 to 10. We considered that an average score

Continued on Page 10



Fig. 1: Small areas of cervical loss of enamel, resulting in exposure of dentine to evocative stimuli, in particular cold and air, and thus dentine hypersensitivity pain.



Fig. 2: Large areas of cervical loss of enamel due to powerful phenomena of abrasion and erosion of enamel and high dentine hypersensitivity pain.

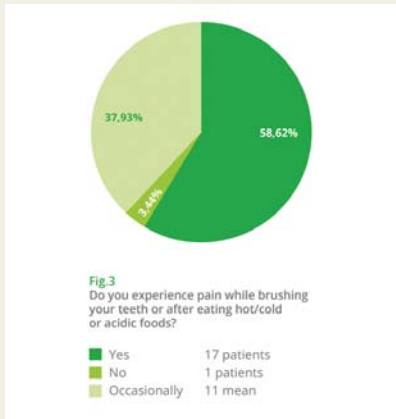


Fig. 3: Percentage of patients included in the clinical trial who reported dentine hypersensitivity pain to the dentist on consuming hot, cold or acidic foodstuffs or brushing their teeth.

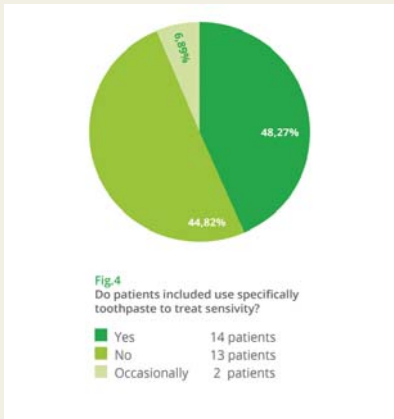


Fig. 4: Of the patients in the trial, 48.27% reported prior use of sensitivity toothpaste.

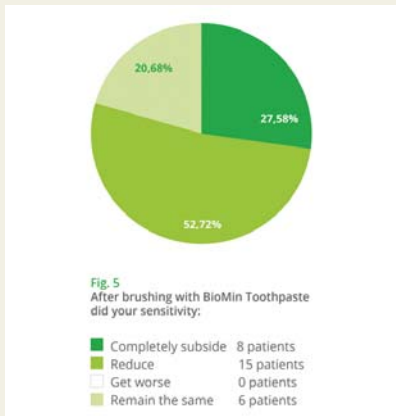


Fig. 5: Of the patients treated with BioMin F, 27.58% had no further dentine hypersensitivity pain and 52.72% reported a reduction.

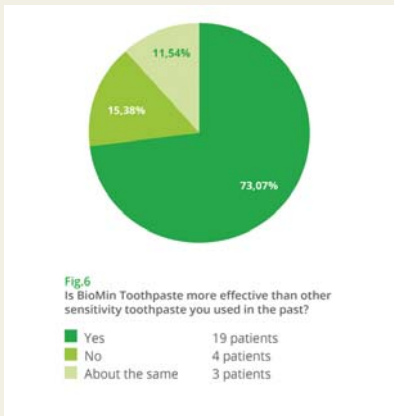



Fig. 6: Of the patients in the trial, 73.07% reported that BioMin F toothpaste is more effective than other sensitivity toothpastes in reducing dentine hypersensitivity pain.



**BioMin™**  
Armour for Teeth

**User Evaluation Form  
for BioMin Toothpaste**

13. On a scale of 0-10, how well did the BioMin Toothpaste address your tooth sensitivity?  
Circle a number

(did not address sensitivity) 0-1-2-3-4-5-6-7-8-9-10 (completely resolved sensitivity)

14. Do you have any comments about your experience brushing with BioMin Toothpaste?

DURING THESE TWO WEEKS OF USE I HAD  
A DAY IN WHICH I HAD REPEATED EPISODES  
OF VOMITING

Fig. 7: Patient’s evaluation questionnaire in which she reported vomiting bouts during BioMin F treatment, but a complete absence of dentine hypersensitivity (score of 9) despite this severe acidic challenge.



# BLEEDING GUMS WHEN YOU BRUSH?

## THE CLOCK IS TICKING ON GUM DISEASE



## NEW WITH HERBAL EXTRACTS FOR A CLEAN & FRESH SENSATION

### 4x MORE EFFECTIVE VS REGULAR TOOTHPASTE\* AT REMOVING THE MAIN CAUSE OF BLEEDING GUMS

Ask your dentist about gum problems

\*after a professional clean and twice daily brushing



## Endodontics workshop focuses on usage of dental operating microscope

**R**AWALPINDI - A workshop on dental operating microscope (DOM) and its use in root canal treatment was recently conducted by the Department of Operative Dentistry, Margalla Institute of Health Sciences (MIHS). The event was chaired by Dr Amjad Mahmood Principal MIHS. Renowned endodontist Dr. Taemoor Iqbal was invited as keynote speaker of the event. The aim of the workshop was to highlight the concepts of use of magnification in endodontics.



The session was facilitated by Dr. Ayesha Naveed, Head of Medical Education Department, MIHS and Dr. Lubna Pasha, Head of Department of Operative Dentistry MIHS. The session was attended by faculty, house surgeons and students from different college. Dr. Taemoor emphasized on importance of magnification and use of DOM in endodontics. He told that the enhanced vision with magnification and illumination from a microscope could enable endodontists to explore new endodontic horizons.

The lecture was followed by a live demonstration on patient by the speaker, introducing the participants on the use of DOM. Later on participants were given a chance to work under the microscope.

The participants actively participated throughout the whole session and explored a new domain of endodontic dentistry. Later Dr. Amjad Mehmood and Dr. Taemoor Iqbal distributed the certificates to the participants and the organizers. Efforts of organizers were appreciated for their hard work and more such events were promised in the future. **-PR**

## Dr Jamal headlines infection prevention and control in dentistry

**K**ARACHI - A one-day interactive session and hands on workshop on 'Infection Prevention and Control in Dentistry' was recently conducted as part of first specialized course. The session was headed by Dr Jamal Syed, Director, Center of Dental Education



and Medical (CODE-M). The workshop was conducted by Dr Adil Bin Irfan, Faculty and Head of Safety, Altamash Institute of Dental Medicine. The workshop demonstrated all aspects of the Infection Prevention and Control in Dentistry protocols for dental auxiliaries and dentists. The course also gave knowledge on different levels of precautionary measures based on the risk levels a patient brings to any establishments. It also highlighted ways to act efficiently and economically according to the various types of patients that dental health care professionals can encounter. The burning issue of the coronavirus was also one of the topics

*Continued on Page 11*

## Dental experts deliver lectures on maxillofacial trauma cases

**J**AMSHORO - A one-day maxillofacial trauma seminar was held recently held at Liaquat University of Medical & Health Sciences (LUMHS), Jamshoro. The seminar was organized by Department of Oral and Maxillofacial Surgery LUMHS with the collaboration of Pakistan Association of Oral

Haider, Prof Noor Ul Wahab, Prof Adnan Aslam, Prof Muhammad Waseem Ibrahim, Prof Zahid Ali, Dr. Muhammad Shahzad, Dr. Suneel Kumar, Dr. Kashif Ali Channar, Dr Shaheen Ahmed and Dr Salman Shafique. Prof Amir El Barbari from Egypt and Dr. Manuel Blanco-Guzman from United Kingdom shared their

and symphysis fractures, surgical approaches for mandibular fracture, load bearing and load shearing osteo-synthesis, frontal sinus injuries and its current management, orbital trauma and its management, challenges of pan-facial trauma, management of tele-canthus, pediatric fractures and open



& Maxillofacial Surgeons and Ziauddin College of Dentistry.

The chief guest for the occasion was the Honorable Vice Chancellor of Liaquat University of Medical and Health science Prof. Dr. Bikha Ram Devrajani. The objectives of the seminar were to throw light on numerous maxillofacial trauma cases and explicate its various treatment modalities. The seminar included different lectures on facial trauma and its treatment. The panel of speakers and experts consisted of 9 national and 2 international speakers. These included Prof. Morveyn Hossein, Prof Syed Mehmood

expertise through video link.

The event was moderated by Prof. Dr. Syed Ghazanfar Hassan, Chairman Oral & Maxillofacial surgery Department LUMHS.

The speakers enlightened post-graduate students from their knowledge and shared their expertise on facial trauma and their management, including soft tissue trauma of the skin and trauma of the facial bones. The lecturers put spotlight on surgical approaches for maxillary fractures, zygomatic bone fractures, their fixation, optimal management of mandibular angle, body, para-symphysis

treatment of mandibular condylar fractures.

The session concluded by an open question/answer session and case base panel discussion which further enlighten and updated the post-graduate students on the management of maxillofacial trauma fractures.

The chief guest appreciated the entire team of focal persons for conducting such activity and awarded shields to speakers who participated in the seminar. The Vice Chancellor eulogized the seminar for its great success in terms of learning objectives and maxillofacial trauma awareness. **-PR**

## FDC organises 3rd session orthodontics workshop

**L**AHORE - Faryal Dental College (FDC) recently held 3rd session of orthodontics workshop. The session was organized under supervision of Prof Dr Farhat Amin, Head of Department, Orthodontics. The session included detailed lectures by Dr Mariam Masood, Assistant Professor, Orthodontics and Dr Adeel Iftikhar, Senior Registrar, Orthodontics.



The workshop included lectures on anterior-posterior and vertical discrepancies in dentofacial region. A detailed demonstration was given on Phantom heads and orthopedic appliances usage were discusses. The lecturers highlighted the management of Class II, Class III, open-bite and

*Continued on Page 11*



## Local students smile wide, thanks to free dental checkups by BUMDC

KARACHI - The dental team of Bahria University Medical and Dental College (BUMDC) recently conducted a free dental checkup and awareness session. The camps were setup in schools located in the vicinities of Baba and Bhitt Islands.



The dental team comprised of 45 dentists chaired by Dr. Kulsoom Fatima Rizvi, Vice Principal, BUMDC and Head of Community Support Program (CSP) and Preventive and Community Dentistry department, Dr. Shama Asghar, Head of Operative Dentistry department, Dr. Beenish Fatima, Head of Oral Biology Department and Senior Lecturers Dr Muhammad Mohsin Haider, Dr. Raima Bashir, Dr. Arqam Najmi and Dr. Umiama Khan along with 35 House Officers.

The team were escorted by Pakistan Navy (PN) personnel to the respective islands.

The dental team was divided into 2 units with the first unit sent to a government school at Baba Island and the second unit to a school at Bhitt Island. The dental team performed the duties of full-mouth examination and checking of dental status of each student of the school. Oral hygiene

instructions were also provided to each student. Children were especially instructed about proper brushing techniques on dental models. Reminders for tooth brushing and healthy vs poor diet were also distributed.

The students actively participated in the dental activity. Director Administration, Cdr M.Faisal Sadiq PN met the dental team and appreciated their efforts. He was pleased at the execution of a successful dental hygiene awareness session and encouraged the team to make it a regular feature to visit the under privileged population. **-PR**

### Free dental camp setup by BUMDC

KARACHI - A free dental camp was recently organized by Shifa Welfare Association near Kaybees Restaurant, Munawar Chowrangi, Karachi. Five dental House Officers from Bahria University Medical and Dental College (BUMDC) voluntarily participated in the activity. The dental team conducted the session under the supervision of Dr Kulsoom Fatima Rizvi, Vice Principal, Dental Section.

The patients were evaluated, diagnosed and referred to BUMDC. They were also provided with free medication for temporary relief. **-PR**



## Dentists need to take more action to combat the opioid epidemic, says expert

PITTSBURGH, U.S. - In a recent study on opioids reported by Dental Tribune International (DTI), researchers found that the overprescribing by dentists in the U.S. was common, particularly for patients at high risk of substance abuse. In the study, the team used Truven Health MarketScan Research Databases to assess close to 550,000 dental visits by adult patients between 2011 and 2015. From that, they were able to attain their results.

In an in-depth discussion with the study's lead author, Prof. Katie J. Suda from the Division of General Internal Medicine at the University of Pittsburgh School of Medicine, Suda gave more insight into her work and described some possible measures to combat the issue.

Speaking to DTI about the confronting statistics and what could be done to curb the trend of overprescription, Suda said that there was a lack of resources and tools to help dentists in the area of pain mitigation. She added that, if there were better tools in place, dentists could be influential in being part of the solution to the opioid epidemic. She said, "Similarly to medical providers, dentists need to have resources to aid them in their prescribing decisions for pain medications. These should include clinical guidelines specific to oral health and education on how to talk to their patients about treating their oral pain."

The establishment of guidelines is one of the significant issues around opioid prescription across the medical and dental fields, and surgeons at Baylor Scott & White Health hospitals, a large health care system in Texas, recently implemented a pain management program that reduced longer-term opioid prescriptions by two-thirds. That kind of initiative is something Suda believes dentists also need to adopt. "In the interim, individual dentists can implement their own practice-specific guidelines. For example, all

## SIOHS screens 1,200 children for oral disease

KARACHI - The Department of Community & Preventive Dentistry, Sindh Institute of Oral Health Sciences (SIOHS), Jinnah Sindh Medical University (JSMU) recently screened nearly 1,200 children



for oral diseases and provided guidance and awareness to them. The event was held to commemorate National Oral Health month.

Head of Community Dentistry department, Dr Marium Azfar and the out - reach Coordinator, Dr. Imran Khan supervised the team of faculty and students. The screening program was held at The Citizen's Foundation's Sindh Police School campus in Qayyumabad.

Dr Marium Azfar told that the screening event was part of JSMU's outreach programme in collaboration with Colgate-Palmolive. Dean of SIOHS, Prof. S.M.Kefi Iqbal inaugurated the event and presented certificates and shields to the participants. The Vice Chancellor, Professor S.M.Tariq Rafi stressed that JSMU should regularly hold outreach programmes according to its vision of building healthy communities in its area of operation. **-PR**



*In a recent discussion Dental Tribune International had with an expert on the opioid epidemic, the role dentists play in combating the problem was front and center. (Image: Antonio Guillem/Shutterstock)*

patients without a contraindication could receive ibuprofen and acetaminophen post-extraction. Only low-potency opioids could be prescribed, for example acetaminophen with codeine instead of oxycodone."

How the problem has reached these proportions is unclear, but Suda was quick to note that, although dentists are involved in the opioid epidemic, the epidemic is not their fault. "There are many causes of the opioid epidemic and dentists are only one prescriber group," she said. However, Suda pointed out that there has been no lack of information to help dentists understand the epidemic better. Public health and professional organizations have disseminated information widely, and the American Dental Association has provided educational programming and literature summaries relevant to oral pain on group email lists as well as implemented a policy to combat the issue. In conclusion, Suda said: "Dentists should also check their local prescription drug monitoring program before they write a prescription for any opioid."

**- Dental Tribune International**