

DENTAL TRIBUNE

The World's Dental Newspaper • Pakistan Edition



PUBLISHED IN PAKISTAN

www.dental-tribune.com.pk

JANUARY, 2020 - Issue No. 01 Vol.7



An exclusive interview
with Dr Prof Amjad

INTERVIEW ► Page 6



Conventional and
immediate loading
with final n!ce ...

CLINICAL IMPLANTOLOGY ► Page 8



An exclusive interview
with Dr Ashar Jamelle

INTERVIEW ► Page 10

PMC ordinance 'null and void' by IHC

DT Pakistan Report

ISLAMABAD - The Islamabad High Court recently declared Pakistan Medical and Dental Council (PMDC) dissolution null and void and restored the dissolved Pakistan Medical and Dental Council (PMDC) by setting aside the presidential ordinance that had replaced the PMDC with the Pakistan Medical Commission over three and a half months ago.

Giving a short verdict, which had been reserved in PMDC dissolution case on Jan 8, Justice Mohsin Akhtar Kayani declared that the ordinance that repealed the PMDC was ultra vires, held that the PMC formation was not authorised by the law and directed the federal government to reinstate the sacked employees of the PMDC. President Arif Alvi had promulgated the PMC Ordinance 2019, dissolving the PMDC and establishing the PMC, on Oct 19 last year.

The presidential ordinance had paved way for the establishment of a new nine-member body namely the Pakistan Medical Commission. Following the promulgation, the Ministry of National Health Services (NHS) through the federal capital's district administration and police had



Photo: DT Pakistan

taken over the possession of the PMDC building and shut down the office.

Raja Saimul Haq Satti, who represented the CPSP, told the court that the organisation supported the stance taken by the Ministry of National Health Services. The ministry in its written reply to the petitions stated that the ordinance had been promulgated in the larger interest of the stakeholders, which provided for the restructuring and re-organisation of the regulatory body, pertaining to and dealing with regulations and control of medical profession.

Additional Attorney General Tariq Mehmood Khokhar argued that the legislation for the subcontinent empowered the British government to issue ordinances in the Acts of 1861 and 1935. The petition contended that although the Parliament was empowered to

dissolve the PMDC but the president, vice-president and the executive committee of the council would stay till a new commission was elected through annual elections. It also pointed out that the government was unauthorised to appoint an official below grade 20 to head the executive committee.

Representing the petitioners, Babar Sattar, however, argued that it was a matter of basic rights of the erstwhile PMDC and the IHC had all the powers to examine this presidential ordinance.

The petitioners maintained that the PMDC employees were terminated without an opportunity for hearing and expressed reservation over the newly-formed PMC that it may hire employees on sanctioned and contractual posts through varying modes which may jeopardise chances of previous PMDC employees.

Coronavirus reaches Pakistan as first case reported

DT Pakistan Report

KARACHI - Two coronavirus cases recently surfaced in Pakistan, one from Karachi and the other one from Islamabad, confirmed top health officials. A young man, who recently arrived in Karachi from Iran, is the first confirmed coronavirus case, informed a Sindh Health Department official.

Coordinator to the Sindh Health Minister, Meeran Yousuf, noted that a 22-year-old youth, Yahya Jaffri, recently traveled to Iran, where he



Photo: DT Pakistan

contracted the virus. He traveled from Iran to Karachi by plane.

Yahya and his family have been placed under quarantine at the Aga Khan Hospital. The Sindh Health Department is currently examining all the passengers who traveled with them.

Advisor to Prime Minister, Zafar Mirza, confirmed the two coronavirus cases in Pakistan out of which one was from Karachi, and the other one was from PIMS Islamabad. Both cases are being taken care of according to clinical standards and protocols. Both patients are stable, the PM advisor further noted. There is no need to indulge in panic as things are under control, he said.

Globally, 81,291 people have been diagnosed with the coronavirus, out of which 2,770 have died while 30,359 have recovered from the disease. The sign and symptoms of coronavirus include fever, cough, sore throat, pain in the body, nausea, pneumonia, and infection in the lungs. No sign appears in the infected patient in the first five days.

Continued on Page 13

Dr Irfan recognized among the 'World's top 100 Doctor in Dentistry'

KARACHI - Dr Irfan Qureshi, who is rapidly becoming a talismanic presence for Implantology in Pakistan, once again represented Pakistan on an international level earning more accolades. He is given a Lifetime Achievement Award by the Regents of the Global Summit Institute. Dr Irfan Qureshi has also been named among the 'World's top 100 Doctor in Dentistry.' He also recently secured third position in poster competition at World Dental Symposium (DWS) 2019, Dentis & Gt-Medical, held at Madrid. He also won grant of 500\$ as a grand prize.

This is a testament to the high quality international standard, and state of the art implant dentistry that Dr Irfan passionately delivers and preaches in Pakistan. Dr Irfan is the first Pakistan based clinician to earn the Diplomate Implant Dentistry from Royal College of Surgeons, Edinburgh. Dr Irfan also has a Master's Degree in Prosthodontics (Crown & Bridge Dentistry) from King's College London and is the only Pakistani to be appointed an examiner for Implantology by the prestigious Royal College of Surgeons, Edinburgh. -PR





24th edition of the UAE International Dental Conference and Arab Dental Exhibition - AEEDC Dubai 2020

17th GSDA meeting put spotlight on latest dental challenges

DUBAI - United Arab Emirates: Under the patronage of His Highness, Sheikh Hamdan bin Rashid Al Maktoum, Deputy Ruler of Dubai, Minister of Finance and President of Dubai Health Authority (DHA), the 17th edition of Global Annual Scientific Dental Alliance Meeting (GSDA) kicked off recently on the sidelines of the 24th edition of the UAE International Dental Conference and Arab Dental Exhibition - AEEDC Dubai 2020, the largest annual international scientific dental conference and exhibition in the world, with the participation of 244 representative members of GSDA at the Dubai International Convention and Exhibition Centre.

The meeting was chaired by Prof. Abdullah Al Shammery, Scientific Chairman, Global Scientific Dental Alliance, in the presence of Dr. Abdul Salam Al Madani, Executive Chairman of GSDA and AEEDC

Dubai, Dr. Tariq Khoory, Honorary Chairman - AEEDC Dubai, Dr. Nasser Al Malik, Scientific Chairman, AEEDC Dubai, Dr. Robert Edwab, Executive Director, Greater New York Dental Meeting, Dr. Mohammed Jafar Abedin, Scientific Vice Chairman,

number of prominent figures, heads of associations, deans of colleges, dental experts and doctors.

The Pakistan delegation was represented by Prof Dr Nasir Ali Khan (Pakistan Dental Association, Central Council), Fatima Jinnah Dental College (FJDC) was represented by Prof Saqib Rashid, Dental News was represented by Syed Hashim Hasan and Dow University of Health Sciences was represented by Prof Arshad Hasan and Dr Javeria Ali Khan.

While commenting on the occasion, Prof. Abdullah Al Shammery, Scientific Chairman, Global Scientific Dental Alliance, said, "The 17th edition of Global Scientific Dental Alliance (GSDA) Meeting provided its member associations, top dental bodies, leading dental experts and key decision makers in the industry a unique opportunity to come together and brainstorm about building a viable

Continued on Page 15



The delegation from Pakistan including Prof Dr Nasir Ali Khan (Pakistan Dental Association, Central Council), Prof Dr Arshad Hasan and Dr Javeria Ali Khan (Dow University of Health Sciences) and Prof Saqib Rashid (Fatima Jinnah Dental College)

AEEDC Dubai, Dr. Meshari Al Otaibi, President, Makkah International Dental Conference and Exhibition, Eng. Anas Al Madani, Vice Chairman and Group CEO, INDEX Holding and Dr. Mohammed Hasan Al Jishi, Former President, Arab Dental Federation, France, as well as a

Scientific Dental Alliance (GSDA) Meeting provided its member associations, top dental bodies, leading dental experts and key decision makers in the industry a unique opportunity to come together and brainstorm about building a viable

Continued on Page 15

DUBAI - Under the patronage of His Highness Sheikh Hamdan bin Rashid Al Maktoum, Deputy Ruler of Dubai, Minister of Finance and the President of Dubai Health Authority (DHA), the 24th edition of UAE International Dental Conference and Arab Dental Exhibition - AEEDC Dubai 2020, which is the largest annual scientific dental conference and exhibition in the world, successfully concluded at the Dubai International Convention and Exhibition Center (DICEC). The 3-day premier dental conference AEEDC Dubai 2020 registered a remarkable presence of top-notch speakers and experts

AEEDC Dubai 2020: Over 3.5 Billion Dollars business deals generated



Delegation from Pakistan at Dubai International Convention and Exhibition Center (DICEC) including Prof Dr Shahjahan Katpar, Prof. Dr Aqeel Sheikh and Prof Dr Navid Rashid

offering their insights during the scientific conference while also featuring the participation of over 66,000 visitors and

participants from over 155 countries from the region and the world.

While commenting on the successful conclusion of

AEEDC Dubai 2020, Dr. Abdul Salam Al Madani, Executive Chairman of AEEDC Dubai, said, "We are very proud to announce the conclusion of the 24th edition of AEEDC Dubai 2020 Conference and Exhibition which provided an inclusive scientific platform, disseminating the most up-to-date scientific knowledge related to all aspects of dentistry. For over two decades, AEEDC Dubai has been consistently ranked among the top dentistry platforms in the world, helping industry professionals to improve their knowledge and clinical practice while also showcasing cutting-edge technologies and

Continued on Page 15

DENTAL TRIBUNE

The World's Dental Newspaper - Pakistan Edition

Publisher/CEO

Syed Hashim A. Hasan

hashim@dental-tribune.com.pk

Editor Clinical Research

Dr. Inayatullah Padhiar

Editors Research & Public Health

Prof. Dr. Ayyaz Ali Khan

Editor - Online

Haseeb Uddin

Designing & Layout

Sheikh M. Sadiq Ali

Dental Tribune Pakistan

3rd floor, Mahmood Centre, BC-11, Block-9, Clifton, Karachi, Pakistan.

Tel.: +92 21 35378440-2

Fax: +92 21 35836940

www.dental-tribune.com.pk

info@dental-tribune.com.pk

Dental Tribune Pakistan cannot assume responsibility for the validity of product claims or for typographical errors. The publisher also does not assume responsibility for product names or statements made by advertisers. Opinions expressed by authors are their own and may not reflect of **Dental Tribune Pakistan**.

International Headquarters

Publisher and Chief Executive Officer
Torsten R. Oemus

Chief Content Officer
Claudia Duschek

Dental Tribune International GmbH

Holbeinstr. 29, 04229 Leipzig, Germany

Tel.: +49 341 48 474 302

Fax: +49 341 48 474 173

General requests:

info@dental-tribune.com

Sales requests:

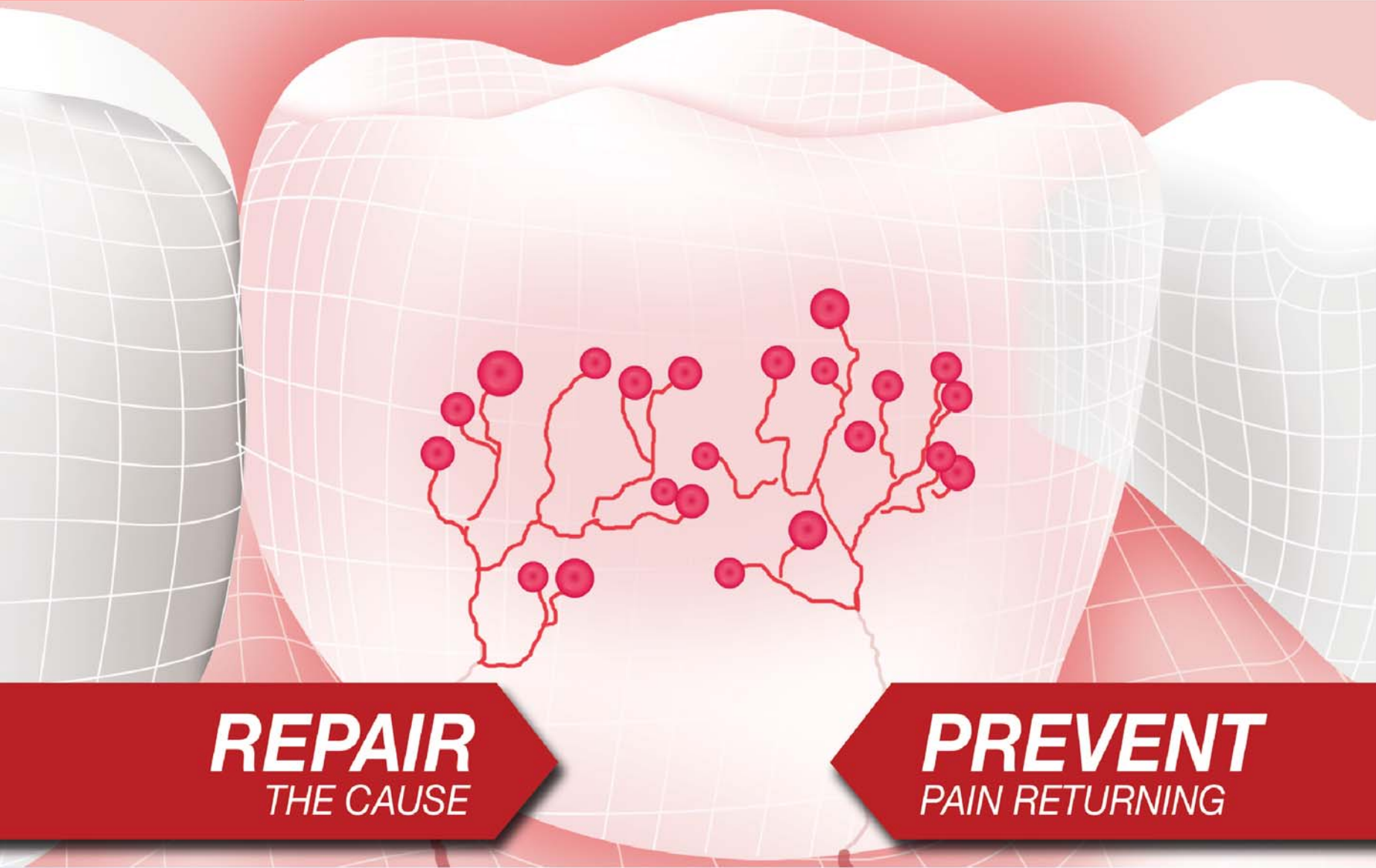
mediasales@dental-tribune.com

www.dental-tribune.com

Material from Dental Tribune International GmbH that has been reprinted or translated and reprinted in this issue is copyrighted by Dental Tribune International GmbH. Such material must be published with the permission of Dental Tribune International GmbH. *Dental Tribune* is a trademark of Dental Tribune International GmbH.

All rights reserved. © 2020 Dental Tribune International GmbH. Reproduction in any manner in any language, in whole or in part, without the prior written permission of Dental Tribune International GmbH is expressly prohibited.

Dental Tribune International GmbH makes every effort to report clinical information and manufacturers' product news accurately but cannot assume responsibility for the validity of product claims or for typographical errors. The publisher also does not assume responsibility for product names, claims or statements made by advertisers. Opinions expressed by authors are their own and may not reflect those of Dental Tribune International GmbH.



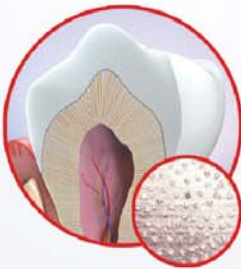
REPAIR
THE CAUSE

PREVENT
PAIN RETURNING

THERE'S A BETTER WAY TO TREAT SENSITIVE TEETH.¥

REPAIR

Forms a calcium-rich layer and helps repair[†] sensitive areas of teeth for instant and superior relief^{¥, 1-3}



PREVENT

Regular use helps strengthen gums and provides lasting protection to prevent further tooth sensitivity

TREATING SENSITIVE TEETH: A SIDE BY SIDE COMPARISON

COLGATE® SENSITIVE PRO-RELIEF™ TOOTHPASTE		ORDINARY SENSITIVITY TOOTHPASTES
TECHNOLOGY PLATFORM	PRO-ARGIN™	POTASSIUM NITRATE
Helps repair sensitive areas of teeth [†] arginine and calcium formulation	✓	
Clinically proven instant and superior sensitivity relief ^{¥, 2-5}	✓	
Acid-resistant occluding layer ⁶	✓	
Relieves the pain of sensitive teeth [†]	✓	✓
Inhibits Plaque and Calculus Buildup	✓	



[†] With continued use. Also fights cavities.
[¥] vs. toothpastes with 5% potassium nitrate. For instant relief, apply directly to the sensitive tooth and gently massage for 1 minute.
Reference: 1. Li Y et al. J Clin Dent. 2011; 22(Spec 1):S123-S127. 2. Nathoo S et al. J Clin Dent. 2009; 20(Spec 1):S123-S127. 3. Ayad F et al. J Clin Dent. 2009; 20(Spec 1):S127-S130. 4. Ayad F et al. J Clin Dent. 2009; 20(Spec 1):S131-S132. 5. Nathoo S et al. J Clin Dent. 2009; 20(Spec 1):S133-S136. Lavender et al. Am J Dent. 2012; 23(Sp 1):A14A-19A.



Delegation from Pakistan Dental Association (PDA) comprising of Dr Mahmood Shah, President PDA, Prof Nasir Ali Khan, General Secretary PDA, Dr Inayatullah Padhiar (SI) and Dr Kamran Vasfy (Sitara-e-Imtiaz designate), recently met the Honourable President of Pakistan, Dr Arif Alvi to discuss the matters pertaining to dentistry in Pakistan.

RCD conducted workshop on prosthodontics

PESHAWAR - Rehman College of Dentistry (RCD) conducted workshops on various topics of Prosthodontics. The workshops were organized as part of the 7th International Pakistan Prosthodontic Association (PPA) Conference held at Sardar Begum Dental College (SBDC), Gandhara University. Participants participated from different cities of the country. The workshops helped the participants to excel their skills in the course taught.

The topics of the workshops were "Chairside indirect onlays; preparation, fabrication and cementation" facilitated by Professor" which was facilitated by Dr. Nasir Saleem and "Ceramic veneers, preparation designs and treatment strategies" conducted by Associate Professor, Dr Syed Hammad Hassan, Head Of Departement, Prosthodontics, Dental College, Margalla Institute of Health Sciences, Rawalpindi.

After the workshops, certificates were distributed among the participants and souvenirs were presented to the facilitator. The efforts of organizers of RCD were encouraged and more workshops in this regard were promised. **-PR**



Best performing teacher scoops award in SSCMS

KARACHI - Prof. HR Sukhia, Principal, Sir Syed College of Medical Sciences (SSCMS) recently presented Sir Syed Best Teacher Dental Award in a ceremony held recently. The recipient of the award was Dr. Suraiya Hirani, Oral Biology Department.

The criteria of the Award was based on outstanding contribution towards merit, research and teaching methodology. The Principal SSCMS, Admin, faculty & students congratulate Dr Suraiya on this well-deserved milestone achievement. **-PR**



Interactive session held at LUMHS

JAMSHORO - A one-day Interactive session on dento-facial deformities and Exam techniques in Oral and Maxillofacial surgery was recently held at Liaquat University of Medical and Health Sciences (LUMHS). The session was conducted by Prof Dr Muslim Khan, Head of Department (HoD), Khyber College of Dentistry, Peshawar. Large number of post graduate trainees of Masters of Science (MSc) and Fellow of College of Physician and Surgeon (FCPS) attended the program. The interactive sessions was



moderated by Prof Dr Syed Ghazanfar Hassan, Chairman and Head of Oral and Maxillofacial Surgery department, LUMHS.

Dr Muslim Khan shared his expertise on managing patients with different dento-facial

deformities. He also gave an insight regarding his experience with orthognathic surgery especially the Bilateral Sagittal Split Osteotomy (BSSO) technique. By the end of the session he shared his wisdom regarding exam techniques that would help students ace the part 2 of FCPS and Msc exam. He answered all the queries regarding theory exam of part 2.

Post graduate trainees actively participated in the session and the efforts of the organizers were deeply appreciated by all students. **-PR**

Dr Kulsoom gives guest lecture on oral health



KARACHI - Imamia Medics International (IMI) is a global medical professional organization that pledges to devote time and resources for helping underprivileged

progress & advancement through knowledge, integration, science, technology and network". Many renowned national and international delegates from around the world participated in the conference. Dr. Kulsoom Fatima Rizvi, Vice principal and Head of Community Dentistry department, Bahria University Medical & Dental College (BUMDC) was amongst the few honored to present their insights on the said theme as a guest speaker in the conference.



communities world-wide with acquisition to quality healthcare. The 10th International Conference by Imamia Medics International was recently for the first time in Pakistan at local hotels in Karachi and Islamabad.

The theme of the conference was "Pakistan -

Dr. Kulsoom presented her lecture on the topic of "Oral Health- Millennium & Sustainable Development Goals". Dr. Kulsoom focused on how Millennium & Substantial Goal Development (MGD & SGD) links oral and

Continued on Page 14

Dental Research: Workshop conducted at IMDC

ISLAMABAD - A workshop on "How to publish in indexed journal?" was recently conducted at Islamabad Medical and Dental College (IMDC). The activity was conducted under the umbrella of Pakistan Association of Dental Research (PADR) and Pakistan Prosthodontic Association (PPA). A total of 27 registration were made from different colleges of the city.

The facilitator for the workshop was Dr. Abdul Samad Khan, Associate at Imam Abdulrahman Bin Faisal University, Saudi Arabia.

After recitation of Holy Quran, an introduction to Pakistan Prosthodontic Association was given by Prof. Dr. Tayyaba Saleem. Later, Dr. Abdul Samad introduced the audience to the core purpose of Pakistan Association of Dental Research. The primary aim of the workshop was to deliver the importance and ways to get articles published in indexed journal. The facilitator talked



Continued on Page 14



REPAIR & PROTECT

ACTUALLY HELPS REPAIR SENSITIVE TEETH*

Cause of
sensitivity pain

Tiny holes
in dentine

A hard
layer

Repairs
these holes

Helps protect
from pain



No.1 DENTIST RECOMMENDED BRAND FOR SENSITIVE TEETH

*Forms a protective layer over the sensitive areas of the teeth. Brush twice a day for lasting sensitivity protection.

DT Staffer

Dental Tribune Pakistan: It is so nice to meet you Professor Dr. Amjad Wyne. First, please tell us about your educational background?

Dr Amjad Wyne: Well, thank you so much for having me. I consider it an honor being interviewed by Dental News Pakistan, a medium which has kept us informed about dental fraternity in Pakistan and around since decades. I completed my BDS degree from deMontmorency College of Dentistry, Lahore in 1981. Then, obtained BSc Degree from the University of Punjab in 1984. I went to Australia in early 1988 and completed my MDS Pediatric Dentistry there. In 1997, I received a Fellowship (FADI) from International Academy of Dentistry. In the same year I obtained an earned Fellowship (FASDC) from American Society of Dentistry for Children. In 2018, at the age of 59 years, I fulfilled my long-time dream of obtaining a Doctorate Degree (Dr Med Dent) in Pediatric & Preventive Dentistry from University of Greifswald, Germany. So, it has been a life long journey of continuous teaching and learning for me.

DTP: Prof. Wyne, now please tell us about journey of your professional career so far?

AW: Well, after graduation, I completed my Internship/House Job from de Montmorency College of Dentistry. Then, I was recruited in April 1983 by Department of Health through Punjab Public Service Commission. After couple of postings in Sub-Divisional Headquarter Hospitals including two and a half year in Civil Hospital Murree, I got

“PAPD is making efforts to train quality pediatric dentists in Pakistan to serve increasing oral health needs of our Nation's children”

appointed as Demonstrator in my alma mater. This indeed was a great honor for any young dentist in Pakistan. I decided to return to Pakistan after completing my MDS in Australia, in spite of excellent opportunities to stay and work there. I started working in my alma mater again with full determination to serve my country. However, I ended up working soon in the Kingdom of Saudi Arabia. I am back to my country now and working as Professor and Head, Department of Pediatric Dentistry, Institute of Dentistry, CMH Lahore Medical College.

DTP: How come a person who came back after completing his Masters in early 90's with full determination to serve the country, ended up working somewhere else?

AW: Actually, I was not alone in this situation. A whole bunch of my friends came back after completing their postgraduate trainings in various specialties abroad during the same period. We were all very enthusiastic and full of hope in changing existing old practices of undergraduate dental training. We were also keen to start new postgraduate training programs. But then most of us, soon started feeling resistance from the system and inability to implement and practice what we had learnt abroad. All of us except very few moved abroad midst severe disappointment. In my case, I had additional pressure from parents especially my late father that I must work and spend some years in Saudi Arabia.



An exclusive interview

We need to join hands to improve the dental health of our children; Prof Dr Amjad

Professor Dr. Amjad H. Wyne is known as one of the pioneers of Pediatric Dentistry in Pakistan. Dental News recently spoke to him in regards to his contributions to dental profession and representing Pakistan on International level. After completing BDS from deMontmorency College of Dentistry, Lahore in 1981, Prof Dr Amjad Wyne joined Punjab Health Department. He was appointed as a demonstrator in his Alma matter, in 1985. Later on, he moved to Australia for his Masters in Dental Surgery (MDS), Pediatric Dentistry. On returning, Prof Amjad shifted to Kingdom of Saudi Arabia (KSA) after a brief stay in his home country. With his dedication and hard work, Prof Wyne slowly climbed up the ladder and became Professor of Pediatric Dentistry at King Saud University College of Dentistry (KSUCD).

Amjad received a Fellowship from the International Academy of Dentistry (FADI) and earned a Fellowship (FASDC) from American Society of Dentistry for Children in the same year. Later in 2018, Dr Wyne fulfilled his lifelong dream and obtained a Doctorate Degree (Dr Med Dent) in Pediatric & Preventive Dentistry from University of Greifswald, Germany. He jointly founded Pakistan Academy of Pediatric Dentistry (PAPD) in 2018.

Currently, Prof Wyne is the Head of Pediatric Dentistry Department, at Institute of Dentistry, Combined Military Hospital (CMH) Lahore Medical College. He is also part of editorial board in Journal of Pakistan Dental Association and Co-Editor of Pakistan Oral & Dental Journal in order to sustain his passion for spreading knowledge.

DTP: Tell us about your professional journey in Saudi Arabia?

AW: I started my job there as a Lecturer in King Saud University College of Dentistry (KSUCD), Riyadh, got promoted to Assistant Professor, Associate Professor and finally full Professor in due course. The promotion criteria (teaching load, publication points, research projects and community services) are very strict in KSUCD and includes international review of the promotion application by three referees. I think it was so fortunate to get

“I had little background in scientific research and writing...However, working with seniors helped me improve my scientific research and writing”

an opportunity to work in KSUCD as a beginner in academia. I learnt a lot from experienced faculty working in KSUCD, trained from various parts of the world including North America, Europe and Australia.

DTP: Were there any other Pakistanis with you in KSUCD?

AW: In the beginning, I had the honor of working alongside legendary educators like Dr. Bashir Zulqarnain (a North American qualified periodontist) and Late Dr. Mian Khalid Iqbal (a North American qualified Endodontist). Then, along the way, I was joined by my

friends mostly from deMont like Dr. Khalid Almas (periodontology), Dr. Mohsin Ali (Prosthodontics), Dr Arham Chohan (Pediatric Dentistry), Dr Shahid Mahmood (Operative Dentistry), Dr Naveed Khawaja (Oral Surgery), Dr

“I learnt a lot from experienced faculty working in KSUCD, trained from various parts of the world”

Irshad Afzal (Prosthodontics) and briefly by Dr. Muhammed Usman (Oral Surgery) and Dr Jamroze Khan (Prosthodontics).

From younger lot, Dr. Fahim Vohra and Dr Rashid Habib (both Prosthodontists) also joined there. I resigned from KSUCD in July 2018 due to personal circumstances, though I still had 11 years of possible service left.

DTP: Tell us a bit about King Saud University (KSU) and King Saud University College of Dentistry (KSUCD)?

AW: The King Saud University is the oldest university in the Gulf Region with its main campus in Riyadh and satellite campuses in several other cities. The university has separate campuses for male and female students. The College of Dentistry started in 1957. The College of Dentistry (COD) is a large institution having more than 250 full time, faculty members. It has a five year BDS program, one year internship program and three postgraduate programs in eleven dental specialties. It has a 14 story Dental Hospital with state of the art treatment and educational facilities including separate operation theaters each for Oral Surgery and Pediatric Dentistry. The Pediatric Dentistry Department has separate units for postgraduate students and faculty practice. The department has special care facilities and special rooms for pediatric dental sedation. The department enjoys the services of dedicated team of anesthesiologists. Other than

Continued on Page 13

HELP KEEP YOUR PATIENTS ON A JOURNEY TO HEALTHY GUMS

PARODONTAX® TOOTHPASTE IS CLINICALLY PROVEN TO REDUCE PLAQUE, BLEEDING GUMS AND INFLAMMATION

4X

greater plaque removal*¹

48%

greater reduction in bleeding gums*¹

Recommend parodontax® toothpaste to help patients maintain their optimal gum health between dental visits.



Conventional and immediate loading with final n!ce screw-retained crowns

By Dr Luis Cuadrado de Vicente,
Dr Cristina Cuadrado Canals,
Dr Andrea Sánchez, Luis Cuadrado
Canals

Thanks to the very high accuracy of modern intra-oral scanners, excellent design software and reliable production systems, restoring an implant with a chairside model is now a reliable treatment with numerous advantages for the patient. The same-day solution with final materials produces excellent implant crowns in a chairside environment. Modern implantology is headed in the direction of the emerging concept of immediacy. This comprises different treatment tools and protocols aimed at providing the patient with minimally invasive surgery and, where possible, a same-day temporary or final restoration.

A reliable implant system, from the nano-molecular level to a complete restorative portfolio, is mandatory to provide this treatment. The core of the treatment is a fully digital workflow, starting with optical impressions recorded with an intra-oral scanner. To provide same-day treatments, the

chairside model is essential. A digital intra-oral impression and the corresponding design and production software and hardware enable the treatment team to obtain high-quality temporary or final restorations on the same day, without the use of a model.

The key elements of this immediate treatment are correct implant placement based on a correct implant selection, macro-design, to achieve a safe immediate stability and a proven implant surface for biological stability, digital intra-oral impressions, and immediate design of the crown, which is then sent to a milling machine to produce the implant crown in a final material. Pushing the boundaries of the one abutment, one time concept, the provision of the final implant crown on the immediately loaded implant offers many advantages for the treatment team and the patient.

In demonstration thereof, we present a clinical case in which two different chairside approaches were applied. For the maxilla, a conventional delayed protocol was employed. This involved the placement of a Straumann Bone Level Tapered (BLT) implant, followed by a two-month healing

period and, finally, the recording of optical impressions with a 3Shape TRIOS 3 intra-oral scanner for the subsequent design and production of the final crown.

During the same treatment period, for the mandible, an immediate loading protocol was employed for a just placed Straumann BLT implant. Optical impressions with the TRIOS 3 were also immediately recorded and sent to the computer with the chairside 3Shape TRIOS Design Studio software to produce an immediate crown in a final material.

To provide this chairside model, the new screw-retained crown module for Straumann in the TRIOS Design Studio software was used to design the implant crown on Straumann Variobase. This software provides the proven connection with the Straumann CARES C series chairside milling unit, allowing the design software to be connected directly to the CAM module of the C series.

The CARES C series is a robust and compact four-axis wet milling and grinding unit for in-house processing, especially designed to provide reliable and predictable precision when milling

glass-c ceramics and hybrid materials. It employs intelligent four-axis technology and improves the daily practice routine in terms of efficiency and productivity.

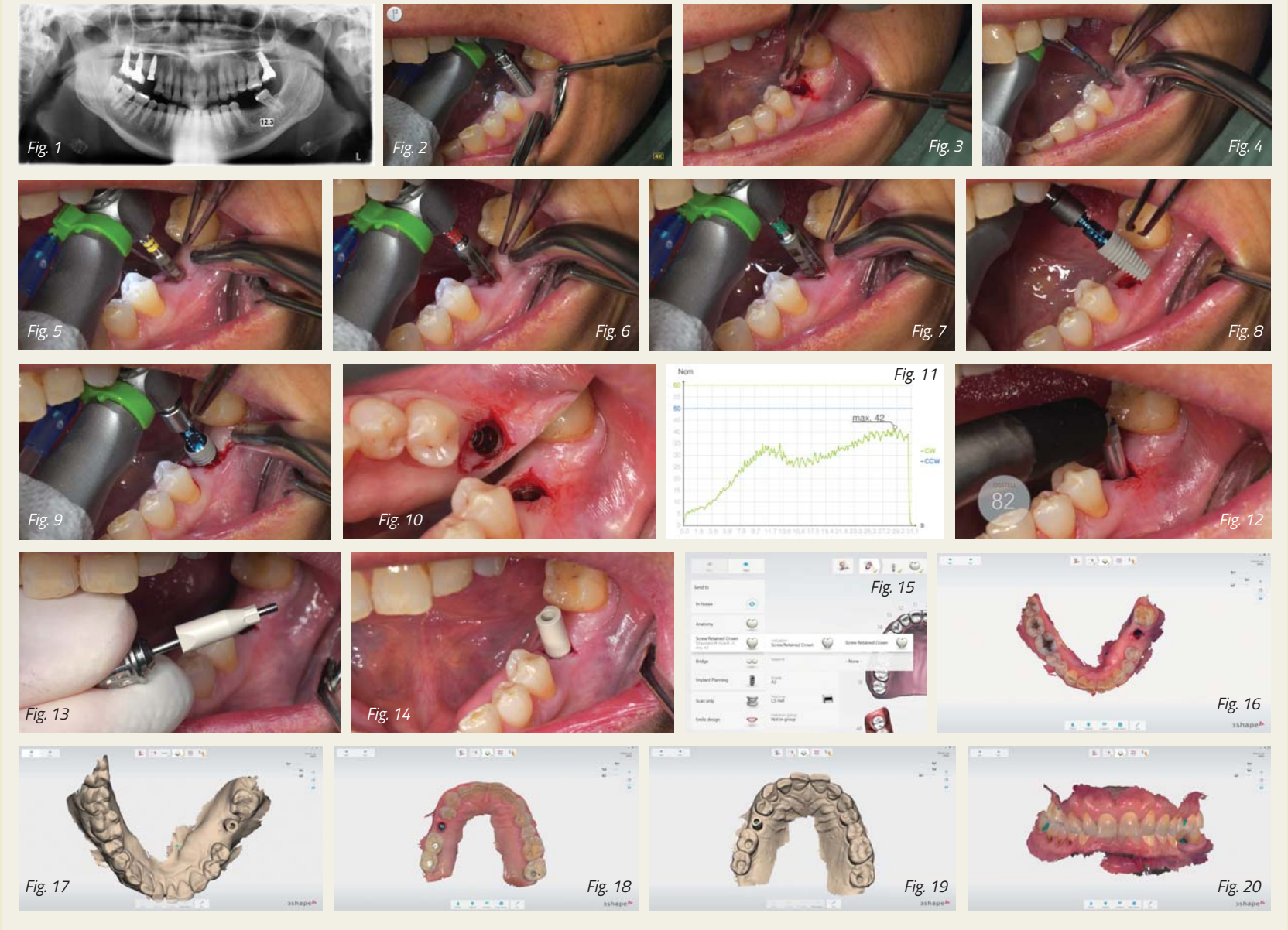
In this particular case, Straumann n!ce blocks were milled on the C series to obtain the final crowns. The new n!ce material is a high-tech glass-ceramic solution that delivers fast, aesthetic single-tooth restorations. Requiring no crystallisation firing, it can be milled, polished and seated.

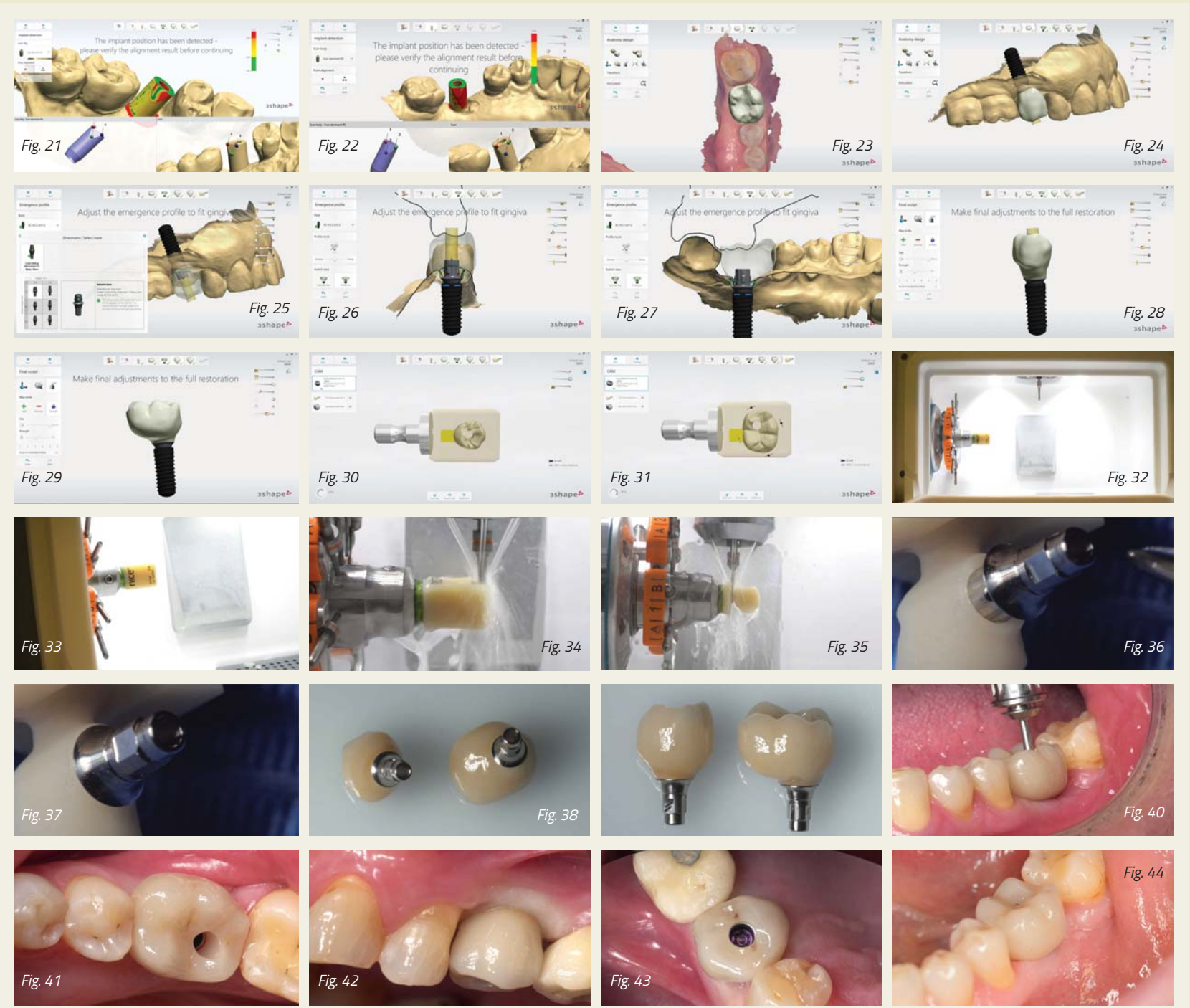
We selected a final material based on the case characteristics, used a minimally invasive approach and provided the patient with a screw-retained crown on the same day to obtain excellent healing and to shorten treatment time.

Treatment planning

A BLT implant (Regular Neck, Roxolid, Ø4.1 × 12.0 mm) was placed in position #15. As the insertion torque value and Implant Stability Quotient (ISQ) level were not optimal for immediate loading, a delayed protocol with a healing cap was selected.

Two months later, a panoramic radiograph showed an excellent situation for the BLT implant and





correct healing of position #36 (Fig. 1). Following a chairside protocol, it was decided to load implant #15 and provide an implant treatment with immediate loading in position #36 on the same day. This involved the design of two screw-retained crowns with the TRIOS Design Studio software, and their production in n'ice material on the C series milling unit.

Surgical procedure

Under local anaesthesia, a flapless implant surgery technique was performed in position #36. Owing to the quality of the bone, staged drilling with continuous saline irrigation was performed in order to obtain a proper, safe insertion torque (Figs. 2–7). One implant (BLT, Regular Neck, Roxolid, $\varnothing 4.8 \times 10.0$ mm) was placed, and a torque of 42 N cm was applied (Figs. 8–11).

The ISQ level was determined with the Osstell unit. After connecting a Type 54 SmartPeg, a score of 82 was obtained (Fig. 12). The decision to employ an immediate loading protocol has to take account of the surgeon's personal experience and skills, the insertion torque value, the ISQ levels and the medical and dental

characteristics of the patient. In this case, all these parameters were evaluated as excellent, and the immediate loading protocol was selected.

A BLT scan body was connected at implant level on both implant #15 and implant #36. An optical impression was obtained with the TRIOS 3 intra-oral scanner after selecting the screw-retained crown indication for BLT implants on the TRIOS Design Studio order form (Figs. 13–15). Five scans were needed: mandible without the scan body (emergence profile scan), mandible with the scan body, maxilla without the scan body, maxilla with the scan body and, finally, the occlusion (Figs. 16–20). During the prosthetic procedure, healing caps were placed to keep the gingiva in position.

Prosthetic procedure

The screw-retained crown module of the TRIOS Design Studio software is designed to be easy to use. Once the scanning steps had been completed, the best fit between the virtual scan body and the intra-oral scan body was determined using the three-point matching function, thus creating a

digital model with the implant in its correct position (Figs. 21 & 22).

Once the alignment had been approved, the next step was to use the auto-crown tool, through which the software proposed an ideal crown design. The software has excellent tools to shape and improve this initial auto-design (Figs. 23 & 24). After the crown had been designed, the appropriate Variobase was selected and the emergence profile designed. We chose the Straumann RC, H3.5, GH 1 mm Ti-base (Figs. 25–27).

After the emergence profile design, a final sculpting step was done with automatic tools, adjusting the contact points and the occlusion in order to make the final adjustments to the full restoration (Figs. 28 & 29). The screw hole was established, and the crown was correctly placed and oriented in the virtual block (Figs. 30 & 31).

The computer was connected directly to the C series milling unit so that, after placing the n'ice block in the holder, the milling of the crown could be started. Within approximately 20 minutes, the crown had been milled, including the screw hole and the connection to the Variobase

(Figs. 32–35).

Once the crown was ready, the selected Variobase was cemented in the correct orientation in relation to the crowns. The crowns were stained and polished manually, and the whole process was finished about 1 hour after scanning (Figs. 36–39).

Returning to the patient, the healing caps were removed, and the crowns were placed. The occlusion was checked and contacts were inspected (Figs. 40–43). Screw holes were sealed with PTFE and a temporary filling material.

Treatment outcome

The patient and dentist were completely satisfied with the final result regarding aesthetics, health and function. The patient returned for a check-up one week later and was very satisfied with the aesthetic and functional outcomes of the treatment (Fig. 44).

The overall treatment time per crown was about 1 hour from surgery to final crown delivery. In this case, the same-day crown and one abutment, one time concepts could be pushed to the limits in a simple and predictable manner thanks to a proven chairside workflow.