

AAP meeting includes 3 days of exhibits

Attendees are being invited to release their Chicago-inspired inner graffiti artist in the exhibit hall at the American Academy of Periodontology 105th annual meeting. The “Perio Park” area (booth No. 150) of the meeting’s exhibit hall will include a Graffiti Wall for attendees to take a break from all the analytical thinking and express a bit more right-hemisphere creativity. As usual Perio Park also will be a convenient place to relax, continue conversations with colleagues, charge electronic devices and buy some food and beverages.

In the AAP Member Resource Center (booth No. 636) you can learn about exclusive members-only benefits; buy AAP scrubs and other branded merchandise; visit with representatives from AAP Perio Perks partners Treloar & Heisel Inc. and MedPro; take a professional headshot for your AAP Connect profile and/or practice website; and network with members from around the globe in the International Lounge.

Also note that a new AAP Member Resource Center Express is available in the registration area to ask a membership question or place a quick order from the Perio Store. The MRC Express will be open during registration hours.

Attendees can log continuing education credits in the exhibit hall’s CE Pavilion by printing certificates of attendance and/or presentation. The terminals will be located in booth No. 1251. C.E. verification forms for hands-on workshops will be provided at the sessions only and will not be available online. C.E. verification forms for the Dental Hygiene Symposium and hands-on workshops will be issued to all participants via email post-meeting.

New practitioners or recent graduates looking for a job, or a periodontist looking for a partner or associate, can use the AAP Career Fair to meet, network and get leads. Registering for a booth requires having filled out the online application.

The AAP’s 105th Annual Meeting will be from Nov. 2–5, at Chicago’s McCormick Place Lakeside Center, East Building. Reg-

istration and other meeting details are available at am2019.perio.org. Additional AAP information is available by calling (800) 282-4867 (U.S. and Canada), (312) 787-5518 (outside the U.S. and Canada) or by emailing info@perio.org.

Exhibit hall hours will be on Sunday, Monday and Tuesday. Complimentary lunch vouchers for professional attendees will be valid each day. Meals for spouses or guests may be purchased with cash or credit card on-site in the exhibit hall. The exhibit hall will have more than 300 booths with companies and other organizations showcasing the latest periodontal products, services and technologies.

(Source: AAP)



The American Academy of Periodontology 105th annual meeting will be from Nov. 2–5, at Chicago’s McCormick Place Lakeside Center, East Building. Photo/Provided by www.dreamstime.com

ADSO to meet in National Harbor

The Association for Dental Support Organizations (ADSO) 2020 Summit, to be held from March 11–13 in National Harbor, Md., will feature some of the most successful names in the industry sharing what they have learned on their path to success.

Membership with ADSO is not required for DSO and group-practice attendees; however, members do receive complimentary registrations. Organizations that provide products and services to DSOs and/or to group practices that want to attend, sponsor or exhibit at Summit 2020 need to first join the ADSO Industry Partner program. Details are available via email from Membership@TheADSO.org.

For details on the summit, you can contact Info@TheADSO.org or (703) 940-3860. The summit will be held at the Gaylord National Resort & Convention Center, in the heart of National Harbor’s entertainment district overlooking the Potomac River — all easily accessible to Alexandria, Va., and Washington, D.C.

The ADSO describes itself as the nation’s primary champion and representative of group-practice and dental-support business models. Members span the breadth of those sectors, including emerging DSOs (supported through education, training and mentorship to help them grow their business) — as well as established DSOs (supported through advocacy efforts). The association is committed to meeting the



The Capital Wheel, on the Potomac River at National Harbor, is 180-feet high and has 42 eight-passenger, climate-controlled gondolas. Photo/Provided by NationalHarbor.com

varied needs of its members — no matter what stage of scale and development — so members can focus on promoting the highest quality patient care.

Held since 2014 and expanding every year, the summit enables DSOs and industry partners to share insights and experiences in an educational setting serving every sector. The association’s mission is to work with members to create practice environments where dentists can choose the administrative services that best enable them to focus on patients, expand access to quality dental care and improve the oral health of their communities.

(Source: ADSO)



MIXPAC™

Look for the trademark
Candy Colors™



Look for the
MIXPAC™
stamp



Swiss Quality
at the Highest Level

Get more at mixpac-dental.sulzer.com

SULZER

AdDent presents Excellence Award to J. Morita


Honors sales of diagnostic tool that aids visualization of posterior and anterior caries, crown fractures, canal orifice

AdDent Inc., a U.S. manufacturer of advanced dental products, presented an Excellence Award to J. Morita company in recognition of the J. Morita company's sales of AdDent's Microlux Diagnostic System.

AdDent President Dr. Joshua Friedman, with AdDent International Sales Representative Malena Pereyra and AdDent Asia Sales Representative Gary Kientzler, presented the award to J. Morita Group Manager Hayato Morimoto during the 2019 International Dental Show in Cologne, Germany.

The Microlux System, a diagnostic tool available from J. Morita, helps clinicians to visualize posterior and anterior caries, crown fractures and the root canal orifice. The tool features an autoclaveable light guide available in 2 and 3 mm and a high-output LED. Battery operated and portable, the tool is described as being easy to use. Protective sleeves are available.

AdDent is a manufacturing and R&D fa-



From left at the IDS 2019 exhibit hall in Cologne, Germany, are AdDent Asia Sales Representative Gary Kientzler, AdDent President Dr. Joshua Friedman, J. Morita Group Manager Hayato Morimoto (holding an AdDent Excellence Award) and AdDent International Sales Representative Malena Pereyra. Photo/Provided by AdDent

city based in Danbury, Conn. For the past 19 years, the company has been supplying major dental dealers worldwide with its products. The company has more than 22

sales representatives located throughout the United States and internationally.

(Source: AdDent)

Sulzer Mixpac awarded \$2 million in candy-colors trademark infringement



Examples of the infringing mixing tips in yellow, teal and blue. Even with colors in a different location, the court ruled that use of the colors by the defendants intended to cause confusion. Inset is the Sulzer Mixpac label. Photos/Provided by Sulzer Mixpac

Following a trial, the U.S. District Court for the Southern District of New York issued a judgment in favor of Sulzer Mixpac in Sulzer Mixpac AG v. A&N Trading Co., A&N Trading Co. Ltd. and Sung Bin An, awarding \$2 million in damages and imposing a permanent injunction against further infringement.

Infringer spotted at GNYDM

Sulzer Mixpac filed the case during the 2016 Greater New York Dental Meeting (GNYDM) after an exhibitor, A&N Trading Co., displayed dental mixing tips that used Sulzer Mixpac's Candy Colors™ (Sulzer Mixpac's Candy Color trademarks include yellow, teal, blue, pink, purple and brown). See image of examples of the infringing mixing tips in yellow, teal and blue.

Sulzer Mixpac later learned that the mixing tips were made by Seil Global of Korea, which was previously ordered by the same court not to offer certain mixing tips. Defendant Sung Bin An was a Seil Global employee who displayed the infringing mixing tips during the 2016 GNYDM. He is also the son of Seil Global's CEO and president. The court also found that An's companies A&N Trading Co. and A&N Trading Co. Ltd. were the alter egos of Seil Global.

Colors in different location still infringe on trademark

The defendants mistakenly argued that using Sulzer Mixpac's Candy Colors on a different location of the mixing tip was not infringing. The court confirmed that Sulzer Mixpac's Candy Colors are a strong trademark for its dental system and that use of the trademarked candy colors by the defendants was intended to cause confusion.

The court found that the defendants' infringement was willful and awarded Sulzer Mixpac \$2 million in statutory damages. Further, the court issued a permanent injunction that prohibits infringing use of Sulzer Mixpac's Candy Colors on dental mixing tips by An, his companies or Seil Global.

(Source: Sulzer Mixpac)

DENTAL TRIBUNE

The World's Dental Newspaper • US Edition

PUBLISHER & CHAIRMAN

Torsten Oemus t.oemus@dental-tribune.com

PRESIDENT & CHIEF EXECUTIVE OFFICER

Eric Seid e.seid@dental-tribune.com

GROUP EDITOR

Kristine Colker k.colker@dental-tribune.com

EDITOR IN CHIEF DENTAL TRIBUNE

Dr. David L. Hoexter feedback@dental-tribune.com

MANAGING EDITOR U.S. AND CANADA EDITIONS

Robert Selleck r.selleck@dental-tribune.com

MANAGING EDITOR

Fred Michmershuizen
fmichmershuizen@dental-tribune.com

MANAGING EDITOR

Sierra Rendon s.rendon@dental-tribune.com

PRODUCT/ACCOUNT MANAGER

Humberto Estrada h.estrada@dental-tribune.com

PRODUCT/ACCOUNT MANAGER

Maria Kaiser m.kaiser@dental-tribune.com

PRODUCT/ACCOUNT MANAGER

Jordan McCumbee j.mccumbee@dental-tribune.com

CLIENT RELATIONS MANAGER

Leerol Colquhoun l.colquhoun@dental-tribune.com

ACCOUNTING COORDINATOR

Nirmala Singh n.singh@dental-tribune.com

Tribune America LLC
118-35 Queens Blvd, Ste 400
Forest Hills, NY 11375
(212) 244-7181

Published by Tribune America
© 2019 Tribune America, LLC
All rights reserved.

Dental Tribune strives to maintain the utmost accuracy in its news and clinical reports. If you find a factual error or content that requires clarification, please contact Managing Editor Robert Selleck at r.selleck@dental-tribune.com.

Dental Tribune cannot assume responsibility for the validity of product claims or for typographical errors. The publisher also does not assume responsibility for product names or statements made by advertisers. Opinions expressed by authors are their own and may not reflect those of Tribune America.

EDITORIAL BOARD

Dr. Joel Berg
Dr. L. Stephen Buchanan
Dr. Arnaldo Castellucci
Dr. Gordon Christensen
Dr. Rella Christensen
Dr. William Dickerson
Hugh Doherty
Dr. James Doundoulakis
Dr. David Garber
Dr. Fay Goldstep
Dr. Howard Glazer
Dr. Harold Heymann
Dr. Karl Leinfelder
Dr. Roger Levin
Dr. Carl E. Misch
Dr. Dan Nathanson
Dr. Irwin Smigel
Dr. Jon Suzuki
Dr. Dennis Tartakow
Dr. Dan Ward

Tell us what you think!

Do you have general comments or criticism you would like to share? Is there a particular topic you would like to see articles about in Dental Tribune?

Let us know by sending an email to feedback@dental-tribune.com. We look forward to hearing from you!



LED *DayLite* WireLess™ Mini HDi™



HDi advanced photonic design provides uniform light distribution with 45% more light.



SAVE UP TO \$450 with a **TRADE IN AND COMBO**



NEW Micro3.0EF Scopes

NEW Loupes



Micro3.5EF Scopes™
Micro4.5EF Scopes™



NEW Galilean 3.0x

AT THE **AAP ANNUAL MEETING**


BOOTH **426**

See beyond expanded field with **Panoramic Loupes**

NEW patented panoramic field design, doubles the viewable area over prismatic expanded field optics
Available in 3.5x and 4.5x magnification



Patented Panoramic Design: US# US8928975B2



Visualize the entire oral cavity using 4.5x magnification!

	4.5x	
TYPE OF LOUPES	VIEWABLE AREA	FIELD DIAMETER
Galilean	10 cm ²	3.5 cm
Micro-EF	20 cm ²	5.0 cm
Classic-EF	24 cm ²	5.5 cm
Panoramic	65 cm ²	9 x 7 cm



WE'VE EXPANDED – Note our **NEW ADDRESS**
4000 Veterans Memorial Hwy. Bohemia, NY 11716-1024 [DesignsForVision.com](http://www.DesignsForVision.com)
1.800.345.4009 1.631.585.3300 info@dvimail.com

Booth # **426**

Loupes expand vision

By Designs for Vision Staff

Designs for Vision has launched several new product lines this fall. Designs for Vision will be showing the new patented (U.S. pat. 8928975B2) 3.5x and Panoramic Loupes. According to the company, the Panoramic Field Loupes represent the most significant advancement in telescope design in more than 100 years.

The viewable areas are twice as large as prismatic expanded-field-designed loupes and up to five times greater than Galilean designed optics. Panoramic Field Loupes provide unprecedented field of view, clarity, definition and color, according to the company.

Designs for Vision is also featuring the REALITY 5 Star rated Micro 3.5EF Scopes and Micro 4.5EF Scopes, which use a revolutionary optical design that reduces the size of the prismatic telescope by 50 percent and reduces the weight by 40 percent while providing an expanded field view of the oral cavity. The company also is introducing the Micro 3.0EF in its line of Micro Series Loupes. The Micro 3.0EF has a field of view of 100 mm and weighs less than 70 grams.

You can see the lightest 3.0x magnification with the new 3.0x Galilean loupes from Designs for Vision. The lightweight Galilean design enables users to step up in magnification while retaining a sharp 70 mm field of view.

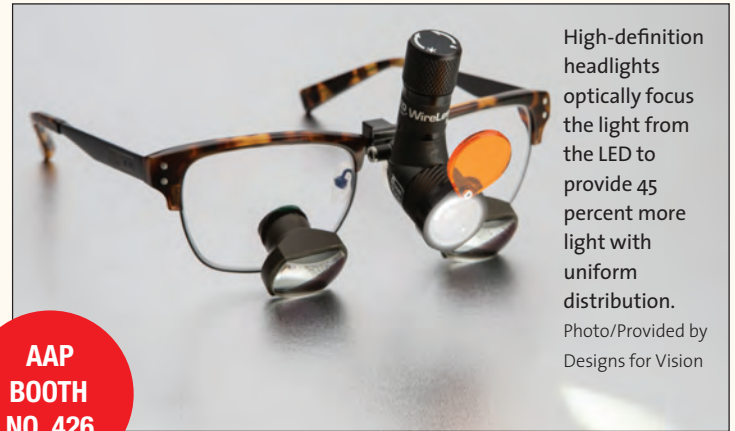
Designs for Vision is also introducing patented (U.S.

pat. 8,851,709 and RE46,463) hands-free infrared technology with the WireLess IR HDi™ and the Micro IR HDi headlamps. These headlamps feature HDi, Designs for Vision's exclusive advanced photonic design that provides uniform light distribution with maximum intensity. This feature optically focuses the light from the LED to provide 45 percent more light with uniform distribution at 5,800° Kelvin, the ideal color temperature.

The patented IR feature enables improved infection control by letting practitioners operate the headlight without touching the system. The IR headlamps use a built-in infrared signal to enable turning the light on or off simply and safely. Onboard biometrics sense the position of the headlight to filter out unintended signals while working.

Designs for Vision has added the High Definition Imaging to all of its headlamps including the LED DayLite® WireLess™ IR and the LED DayLite WireLess Mini, providing a lightweight cordless solution with light intensity comparable to many corded headlamps. You can choose High Definition Imaging with either a wired or wireless design to meet your preference, and any of the HDi headlamps will illuminate the entire oral cavity.

Designs for Vision's WireLess headlamps free users from being tethered to a battery pack. The simple mod-



High-definition headlamps optically focus the light from the LED to provide 45 percent more light with uniform distribution. Photo/Provided by Designs for Vision

AAP
BOOTH
NO. 426

ular designs uncouple the headlamps from a specific frame or single pair of loupes. Prior technology married a cordless light to one pair of loupes via a cumbersome integration of the batteries and electronics into the frame. The compact design of the LED DayLite WireLess headlamps are independent of any frame/loupes.

The LED DayLite Micro HDi uses the new High Definition Imaging with a lightweight headlamp in combination with the Micro power pack. The Micro power pack is the lightest and smallest power pack. The complete unit includes two power packs, and each power pack can run up to 10 hours.

You can see the Visible Difference® yourself by visiting Designs for Vision's booth (No. 426) at the American Academy of Periodontology 2019 annual meeting's exhibit hall in Chicago.

Or, to arrange a visit in your office, you can call (800) 345-4009 or send an email to info@dvimail.com.

AD

AdDent *advancing Dentistry*



VISIT US AT
GNYD BOOTH #3111



INTRODUCING

Rite-lite PRO™

MULTISPECTRAL/HI CRI SHADE LIGHT

Perfecting Shade Selection

- Tri-Spectra HI CRI LEDs (5500°k, 3200°k, 3900°k)
- Three intensity levels for better visualization
- Blacklight setting for matching composite & porcelain to natural dentition fluorescence
- Larger viewing area
- Rechargeable Li-Ion battery
- Available Polarizing Filter eliminates reflection

P/N 140001

AdDent Inc
43 Miry Brook Road
Danbury CT 06810 USA



For more info call (toll free) 855-211-3413
or visit www.addent.com.

AdDent is ISO 9001:2015 certified, and ISO 13485 Compliant.

 @addent_inc

 @AdvancingDentistry

 @addent_inc

 Addent, Inc.

Shop our online store! Visit store.addent.com and use discount code DTR1019 for 15% off through 11/30/19.

Naturally, White Implants

100% metal-free ceramic implants



ZERAMEX Ceramic Implants offer the highest level of aesthetics in a system that functions surgically and restorative like a traditional metal implant. The patented **VICARBO® Screw** is the heart of the system and successfully locks the strong ceramic to ceramic connection.



www.ZeramexUSA.com/offer



Visit www.ZeramexUSA.com/offer or call **786 622 2016** to receive **FREE** patient education materials including a 1:6 scale model of the ZERAMEX XT system for in office patient demonstrations.

Navident

First, do no harm.



"I love this technology and I am using it daily to enhance my practices." - Dr. Isaac Tawil

"Impressive accuracy, hard to do better with any technology." - Dr. Scott Ganz

1. Load Data
2. Isolate Regions To Register
3. Register
4. Evaluate Registration
5. Implantation Accuracy

Choose Implant: Implant 1
Delineate Actual Implant
Snapshot

	Entry (2d) (mm)	Apex (3d) (mm)	Apex (V) (mm)	Angle (deg)
Total	0.50	0.53	0.07	0.76
Drilling	0.93	1.22	0.68	3.61
Guidance	0.43	1.21	0.60	4.30

*V: Vertical
 Show Planned Show Actual
 Show Indicated

Entry deviations (in plane)
total deviation = guidance deviation + drilling deviation
Planned (on screen) Indicated Actual
Apex deviations (in 3D)
total deviation = guidance deviation + drilling deviation

Entry (2d): 0.50 mm
Apex (3d): 0.53 mm
Apex (V): 0.07 mm
Angle: 0.76 deg

P F F B

Learn more by visiting: AAID Booth 419 | AAP Booth 1117 | www.claronav.com

IMPLANT TRIBUNE

— The World's Dental Implant Newspaper • U.S. Edition —

OCTOBER 2019 — Vol. 14, No. 5

www.dental-tribune.com



Trace and place

Find out how guided navigation can simplify your workflow.

► Page *A4*



The latest from Nobel

The company highlights two new offerings at AAID.

► Page *A6*



Dental Tribune

Association for Dental Support Organizations plans event.

► Page *B1*

'Synergy and success'



The ARIA Resort and Casino in Las Vegas will be the site of the AAID Annual Meeting from Oct. 23-26. Photo/ freeimages.com

68th AAID Annual Meeting aims to offer quality C.E., fresh perspectives and time to network

By AAID Staff

The American Academy of Implant Dentistry cordially invites you to join in for the 68th annual conference in Las Vegas for "Synergy and Success," taking place Oct. 23-26, at the ARIA Resort & Casino.

This year's conference promises the same high-quality continuing education, innovative perspectives and cutting-edge technology the AAID has been providing for the past six decades. But we also have many new approaches to delivering the education, networking and camaraderie during the annual conference.

Here's a look at what you can expect at this year's event:

'Synergy and Success': One topic, two perspectives

This year's conference is focused on the power of collaboration and understanding others' perspectives as a way to innovate and approach implant dentistry in a new way. The Main Podium sessions this year feature two speakers sharing their individual perspectives on one topic, offering insights and varying approaches on similar topics.

Here is a sampling of topics and speakers in store at the AAID Annual Conference:

Wednesday, Oct. 23

- "Has Implant Dentistry Improved in

► See AAID, page *A2*

PRST STD
US Postage Paid
Permit No. 1239
Bellmawr, N.J.

Dental Tribune America
118-35 Queens Blvd., Ste. 400
Forest Hills, NY 11375

- AAID, Page A1

the Last 15 Years?”

Speakers: Jaime Lozada, DMD, FAAID, DABOI/ID; Brian Goodacre, DDS, MSD; Charles Goodacre, DDS, MSD

- “Treatment Planning: A Retrospective Analysis”

Speakers: Jennifer Doobrow, DMD; David Hill, Jr., DDS

- “Reproducible Formulae for Treatment Planning the Restorative Space”

Speakers: Paul Schnitman, DDS, MSD, FAAID, DABOI/ID; Scott MacLean, DDS

Thursday, Oct. 24

- “Esthetic Immediate Tooth Replacement: 22 Years of Fact and Fiction”

Speakers: Joseph Kan, DDS, MS, AFAAID; Phillip Roe, DDS, MS

- “Technology and Surgical Innovations: Reducing the Risks and Improving the Esthetic Outcomes in Implant Dentistry”

Speakers: Sonia Leziy, DDS; Brahm Miller, DDS, MS

- “Alternatives to Surgical Bone Augmentation in the Esthetic Zone”

Speakers: Maurice Salama, DMD, MS; David Garber

Friday, Oct. 25

- “Reconstruction of Patients with Anterior Maxillary Bone and Soft-Tissue Defects”

Speakers: Istvan Urban, DMD, MD, PhD;



Attendees gain a new perspective at an educational session during the 2018 AAID Annual Meeting.

Photo/Implant Tribune file photo

Nicola Pietrobon, CDT

- “Fully Guided Full-Arch Immediate Implant Reconstruction: 2019”

Speakers: Michael Pikos, DDS, FAAID, DABOI/ID; Lindsey Pikos Rosati, DDS

- “Use of the Zygoma Implant — Should It Be the First Choice?”

Speakers: Jay Neugarten, DDS, MD; Frank Tuminelli, DMD

‘Emerging Experts Panel: The Future of Implant Dentistry’

In addition to hearing from leaders in the field, this year’s annual conference is giving up-and-coming implant leaders a chance to share their research and ideas. Check out some of the sessions and

add these sessions to your conference schedule.

- “Airway and Implant Dentistry”

Speaker: Jerry Hu, DDS, AFAAID

- “Dental Implants Prognosis: A Synergistic Concept”

Speaker: Babak Najafi, DDS, MDS

- “A Novel Bioresorbable Graft Biomaterial and Anabolic Bone Drug Complex for Maxillofacial Bone Regeneration”

Speaker: Zeeshan Sheikh, BDS, MSC, PhD

- “How Different Abutment Connections Can Affect Peri-implant Soft and Hard Tissue

Speaker: Mohamed Bissar, BChD, MD, PhD, AFAAID

IMPLANT TRIBUNE**PUBLISHER & CHAIRMAN**

Torsten Oemus t.oemus@dental-tribune.com

PRESIDENT/CHIEF EXECUTIVE OFFICER

Eric Seid e.seid@dental-tribune.com

GROUP EDITOR

Kristine Colker k.colker@dental-tribune.com

MANAGING EDITOR IMPLANT TRIBUNE

Sierra Rendon s.rendon@dental-tribune.com

MANAGING EDITOR

Fred Michmershuizen
f.michmershuizen@dental-tribune.com

MANAGING EDITOR

Robert Selleck, r.selleck@dental-tribune.com

PRODUCT/ACCOUNT MANAGER

Humberto Estrada
h.estrada@dental-tribune.com

PRODUCT/ACCOUNT MANAGER

Jordan McCumbee
j.mccumbee@dental-tribune.com

PRODUCT/ACCOUNT MANAGER

Maria Kaiser
m.kaiser@dental-tribune.com

CLIENT RELATIONS COORDINATOR

Leerol Colquhoun
l.colquhoun@dental-tribune.com

Tribune America, LLC
118-35 Queens Blvd., Ste. 400
Forest Hills, NY 11375

Phone (212) 244-7181
Fax (212) 244-7185

Published by Tribune America
© 2019 Tribune America, LLC

AD

LOOKING AT Success
A CONSENSUS CONFERENCE

AAID 69th Annual Conference
Looking at Success: A Consensus Conference

NOVEMBER 11-14, 2020 | HYATT REGENCY ATLANTA

www.aaid.com/education


AAID
AMERICAN ACADEMY
OF IMPLANT DENTISTRY



predictable, immediate results

introducing Tapered Pro

Immediate implant treatment requires predictability. Tapered Pro implants have been developed based on over 10 years of tapered implant success. The unique design elements provide a predictable solution for immediate treatment.



design features include:

- tapered body and aggressive threads provide primary stability
- end cutting, self-tapping thread design for controlled implant placement in challenging sites
- reduced collar diameter preserves vital bone
- unique Laser-Lok microchannels create connective tissue attachment and retain crestal bone, allowing better control of esthetic outcomes

For more information, contact BioHorizons
Customer Care: 888.246.8338 or
shop online at www.biohorizons.com

#AreYouAPro

BIOHORIZONS[®]
SCIENCE • INNOVATION • SERVICE