

# IMPLANT TRIBUNE

— The World's Dental Implant Newspaper • U.S. Edition —

APRIL 2013 — Vol. 8, No. 4

www.dental-tribune.com

## ITI hosts consensus conference



Bern, Switzerland, will be the site of the International Team for Implantology's annual conference, which will feature the results and recommendations from the fifth ITI Consensus Conference. Photo/www.sxc.hu

*Event takes place in Switzerland every five years, results to be presented at ITI's annual meeting*

The International Team for Implantology is holding its annual conference 2013 entitled "Treatment Guidelines and Recommendations of the 5th ITI Consensus Conference" in Bern, Switzerland on April 27. The event will directly follow the fifth ITI Consensus Conference held in Bern from April 23-25.

With the rapid advances in clinical techniques and biomaterials in the field as well as new ideas and different approaches, it is vital for clinicians to be able to access up-to-date information and clinical recommendations. The ITI Consensus Conference offers a scientific evaluation of the latest developments in the field and establishes a series of consensus statements.

Every five years, more than 100 leading clinicians and academicians from all over the world gather for three days of debate during which clinically relevant

issues in implant dentistry are reviewed in detail. The resulting statements and guidelines represent a golden standard for the field of implant dentistry and form the basis for the ITI's Treatment Guide series of publications.

In Bern, five working groups led by Michael Bornstein, Daniel Wismeijer, Dean Morton, German Gallucci and Lisa Heitz-Mayfield will discuss topics in the following areas:

- 1) Contemporary surgical and radiographic techniques
- 2) Restorative materials and techniques for implant dentistry
- 3) Optimizing esthetic outcomes in implant dentistry
- 4) Loading protocols in implant dentistry
- 5) Prevention and management of technical and biological complications.

► See CONFERENCE, page B2

## Thousands attend AO annual meeting in Tampa

The Academy of Osseointegration hosted 3,070 total attendees at its 28th annual meeting, including 525 international dentists attending from 44 countries.

The emphasis in the scientific program was on achieving quality and leveraging the advantage conferred by the interdisciplinary team approach.

The annual meeting program focused on the future with the theme, "Moving Forward: Evidence, Experience, Excellence."

Leading off the program was researcher/clinician Lyndon F. Cooper, DDS, PhD, Chapel Hill, N.C., on the topic, "Translating Evidence Into Treatment Predictability: What Evidence Do We Have? What Do We Need?" Cooper's presentation examined the current status of dental implant therapy. His current clinical interests focus on the development of cell based tissue engineering for clinical bone formation and the immediate loading of dental implants.

The program was created by the 2013 Annual Meeting Committee, chaired by Dr. Dean Morton, Louisville, Ky.

Next year's event will take place in Seattle from March 6-8.

AD

### Auxiliaries: Are you implant certified?

Patient Questions... Insurance Coverage... Tracking...  
Operatory Set Up... Radiographic Protocol...  
Assessment Parameters... Hygiene Instrumentation...  
Communications with the Lab...



Implant Training Makes all the Difference!



#### Dental Implant Certification Programs

Choose from Dental Assisting, Dental Hygiene,  
Practice Management or Implant Coordinator

May 16-18, 2013 • ICOI Spring Implant Symposium • Las Vegas, NV



ADIA



INTERNATIONAL  
CONGRESS  
OF ORAL IMPLANTOLOGISTS

For more information and to register visit our website: [www.adiainline.org](http://www.adiainline.org)

# Daniel Buser receives 2013 Nobel Biocare Brånemark Osseointegration Award

## Award presented at AO's annual meeting

The Nobel Biocare Brånemark Osseointegration Award is given annually by the Osseointegration Foundation (OF) to honor an individual's impact on implant dentistry in any or all of the foundation's mission categories: research, education and charitable causes. The award involves a selection process by which members of the Osseointegration Foundation's Titanium Society propose distinguished candidates.

Dr. Daniel Buser, professor and chairman at the department of oral surgery at the University of Bern in Switzerland, becomes the sixth recipient of the Nobel Brånemark Osseointegration Award.

OF President Dr. Jonathan H. Orenstein, Marlton, N.J., presented the award March 9 at the end of the Academy of Osseointegration's annual business meeting at the Tampa Convention Center in Florida.

Buser joins the ranks of Professor Brånemark, Drs. William R. Laney and Goerge A. Zarb, and Professors Daniel van Steenberghe and Ulf Lekholm as Nobel Biocare Brånemark Osseointegration Award honorees. The award is made possible by a grant from Nobel Biocare.

"The foundation is proud to present this award recognizing Prof. Daniel Buser for his outstanding record of leadership in implant dentistry. As a past president of the European Academy of Osseointegration and several academic organizations, he has been in the forefront of leadership in implant dentistry for a generation," Orenstein said.

"The Nobel Biocare Brånemark Osseointegration Award is the highest honor bestowed by the foundation. It is our pleasure to recognize Prof. Daniel Buser for his accomplishments as a leader, teacher, and researcher in the field," he added.

Buser has conducted three sabbaticals, including one at Harvard University in



Dr. Daniel Buser was awarded the Nobel Biocare Brånemark Osseointegration Award by the Osseointegration Foundation at the Academy of Osseointegration's annual meeting in Tampa, Fla.

Boston (1989–1991), one at Baylor College of Dentistry in Dallas (1995) and one at the University of Melbourne (2007–2008) in Australia.

He served as president of various academic associations including the European Association for Osseointegration (EAO) in 1996–1997, the Swiss Society of Oral Implantology (SSOI) in 1999–2002, the Swiss Society of Oral Surgery and Stomatology (SSOS) in 2002–2007. Currently, he is a member of the board of directors of the Osteology Foundation (2004–), and serves as ITI President (2009–2013).

He received several scientific awards by

professional organizations such as the ITI, the AO, the AAP and the AAOMS. In 2011, he received an Honorary Professorship by the University of Buenos Aires.

His main research areas are in tissue regeneration around dental implants, surface technology and guided bone regeneration.

He has authored and co-authored more than 280 publications, and several text books including a GBR book and two ITI Treatment Guides. He widely lectures at national and international conferences.

(Source: Academy of Osseointegration)

## ← CONFERENCE, Page B1

The resulting consensus statements, treatment guidelines and clinical recommendations will be presented at the ITI Annual Conference 2013 on Saturday, April 27. This event offers a great opportunity to combine networking with catching up on the very latest information on best clinical practice in implant dentistry, organizers say.

Saturday's schedule includes topics such as "Horizontal Ridge Augmentation in Conjunction With, or Prior to, Implant

Placement in the Anterior Maxilla: A Systematic Review," "Screw vs. Cement Retention: The Evidence for Stable Outcomes," "Prosthetic Procedures to Optimize Esthetic Outcomes" and "Implant Loading Protocols for Fully Edentulous Patients With Fixed Prostheses: A Systematic Review."

After participating in a very informative day, the organization hosts its gala dinner. Organizers invite you to "enjoy an excellent meal while listening to the featured vocal artist and round off the evening with a couple of drinks at the

bar and a turn on the dance floor while the live band plays at the Farewell Party for the outgoing ITI President Daniel Buser."

The event will take place in the newly renovated and modern Congress Center of the Kursaal in the Swiss capital city of Bern and just a stone's throw from the Swiss Alps.

For more information on upcoming ITI events, visit [www.iti.org](http://www.iti.org).

(Source: International Team for Implantology)

## IMPLANT TRIBUNE

### PUBLISHER & CHAIRMAN

Torsten Oemus [t.oemus@dental-tribune.com](mailto:t.oemus@dental-tribune.com)

### CHIEF OPERATING OFFICER

Eric Seid [e.seid@dental-tribune.com](mailto:e.seid@dental-tribune.com)

### GROUP EDITOR

Robin Goodman [r.goodman@dental-tribune.com](mailto:r.goodman@dental-tribune.com)

### MANAGING EDITOR IMPLANT TRIBUNE

Sierra Rendon [s.rendon@dental-tribune.com](mailto:s.rendon@dental-tribune.com)

### MANAGING EDITOR SHOW DAILIES

Kristine Colker [k.colker@dental-tribune.com](mailto:k.colker@dental-tribune.com)

### MANAGING EDITOR

Fred Michmershuizen  
[fmichmershuizen@dental-tribune.com](mailto:fmichmershuizen@dental-tribune.com)

### MANAGING EDITOR

Robert Selleck, [r.selleck@dental-tribune.com](mailto:r.selleck@dental-tribune.com)

### PRODUCT/ACCOUNT MANAGER

Humberto Estrada [h.estrada@dental-tribune.com](mailto:h.estrada@dental-tribune.com)

### PRODUCT/ACCOUNT MANAGER

Charles Serra [c.serra@dental-tribune.com](mailto:c.serra@dental-tribune.com)

### MARKETING DIRECTOR

Anna Wlodarczyk-Kataoka  
[a.wlodarczyk@dental-tribune.com](mailto:a.wlodarczyk@dental-tribune.com)

### EDUCATION DIRECTOR

Christiane Ferret [c.ferret@dtstudyclub.com](mailto:c.ferret@dtstudyclub.com)

Tribune America, LLC  
116 West 23rd Street, Suite 500  
New York, NY 10011  
Phone (212) 244-7181  
Fax (212) 244-7185

Published by Tribune America  
© 2013 Tribune America, LLC  
All rights reserved.

Tribune America strives to maintain the utmost accuracy in its news and clinical reports. If you find a factual error or content that requires clarification, please contact Managing Editor Sierra Rendon at [s.rendon@dental-tribune.com](mailto:s.rendon@dental-tribune.com).

Tribune America cannot assume responsibility for the validity of product claims or for typographical errors. The publisher also does not assume responsibility for product names or statements made by advertisers. Opinions expressed by authors are their own and may not reflect those of Tribune America.

### EDITORIAL BOARD

Dr. Pankaj Singh  
Dr. Bernard Touati  
Dr. Jack T. Krauser  
Dr. Andre Saadoun  
Dr. Gary Henkel  
Dr. Doug Deporter  
Dr. Michael Norton  
Dr. Ken Serota  
Dr. Axel Zoellner  
Dr. Glen Liddelow  
Dr. Marius Steigmann

## Corrections

Implant Tribune strives to maintain the utmost accuracy in its news and clinical reports. If you find a factual error or content that requires clarification, please report the details to Managing Editor Sierra Rendon at [s.rendon@dental-tribune.com](mailto:s.rendon@dental-tribune.com).

## Tell us what you think!

Do you have general comments or criticism you would like to share? Is there a particular topic you would like to see articles about in Implant Tribune? Let us know by e-mailing [feedback@dentaltribune.com](mailto:feedback@dentaltribune.com). We look forward to hearing from you! If you would like to make any change to your subscription (name, address or to opt out) please send us an e-mail at [database@dental-tribune.com](mailto:database@dental-tribune.com) and be sure to include which publication you are referring to. Also, please note that subscription changes can take up to six weeks to process.



**DENTSPLY Implants is the union of two successful and innovative dental implant businesses: DENTSPLY Friadent and Astra Tech Dental.**

DENTSPLY Implants offers a comprehensive line of implants, including ANKYLOS®, ASTRA TECH Implant System™ and XiVE®, digital technologies such as ATLANTIS™ patient-specific abutments, regenerative bone products and professional development programs.


We are dedicated to continuing the tradition of DENTSPLY International, the world leader in dentistry with 110 years of industry experience, by providing high quality and groundbreaking oral healthcare solutions that create value for dental professionals, and allows for predictable and lasting implant treatment outcomes, resulting in enhanced quality of life for patients.

**We invite you to join us on our journey to redefine implant dentistry.**  
For more information, visit [www.dentsplyimplants.com](http://www.dentsplyimplants.com).

**ANKYLOS®**

**ASTRA TECH  
IMPLANT SYSTEM**

**XiVE®**

 **symbios**

**ATLANTIS™**

**Facilitate™**

**EXPERTEASE™**

[www.dentsplyimplants.com](http://www.dentsplyimplants.com)

# Imaging Sciences debuts new i-CAT FLX

*Cone-beam 3-D system optimizes clinical control, ease of use and fast workflow*

The i-CAT FLX is a new 3-D imaging solution aimed to help clinicians quickly diagnose complex problems with less radiation and develop treatment plans more easily and accurately, according to Imaging Sciences International.

Photo/Provided by Imaging Sciences International



**By Imaging Sciences International staff**

Imaging Sciences International is pleased to announce a new addition to the award-winning i-CAT® family of cone-beam 3-D imaging — the i-CAT FLX — an innovative 3-D imaging solution that can help clinicians to quickly diagnose complex problems with less radiation\* and develop treatment plans more easily and accurately. This newest system to the i-CAT brand offers 3-D planning

and treatment tools for implants and restorations, oral and maxillofacial surgery, orthodontics, plus TMD and airway disorders.

i-CAT FLX has a range of innovative features that deliver greater clarity, ease-of-use and control.

- Visual iQuity™ image technology provides i-CAT's clearest 3-D and 2-D images\*.

- QuickScan+ allows for a full-dentition 3-D scan at a lower dose than a panoramic image\*.

- SmartScan STUDIO's touchscreen interface and integrated acquisition system yields more control and workflow flexibility by allowing the clinician to easily select the appropriate scan for each patient at the lowest acceptable radiation dose.

- Ergonomic Stability System (ESS) offers seated positioning, robust head stability, and adjustable seating controls to minimize patient movement, thus reducing the need for retakes. ESS also provides wheelchair accessibility.

- i-Collimator electronically adjusts the field-of-view to limit radiation only to the area of scanning interest.

- i-CAT FLX's small footprint fits easily into any practice.

- i-PAN for traditional 2-D panoramic images

Of course, as with all i-CAT products, the Tx STUDIO™ optimized treatment planning software provides immediate access to integrated treatment tools for implant planning, surgical guides, and other applications.

"We are thrilled to debut the i-CAT FLX — a complete 3-D treatment solution," said Kalpana Singh, senior product manager for Imaging Sciences International. "Given its high level of control over radiation dose and easy workflow, we know that the i-CAT FLX can benefit dental team members and patients they treat."

In 2012, Imaging Sciences International celebrated two decades of dedication to dental imaging, developing and manufacturing advanced dental and maxillofacial radiography products including the i-CAT Next Generation™ and i-CAT Precise™ and their exclusive software applications. The i-CAT brand has become among the most trusted 3-D radiographic systems in the dental industry. Now, i-CAT FLX continues this legacy.

## About Imaging Sciences International

Serving the dental industry since 1992, Imaging Sciences is at the global forefront in the development and manufacturing of computer-controlled dental and maxillofacial radiography products and internationally recognized by highly regarded dentists and radiologists as one of the most innovative companies in dental imaging. The i-CAT system offers clinicians enhanced features for highly effective treatment planning and surgical predictability. For more information, visit [www.i-CAT.com](http://www.i-CAT.com).

AD

## Compare Your Surgical Guide to



## Anatamage Guide

	Anatamage	Your Guide
Fabrication	CAD/CAM	Various
Turnaround	2-5 days	10-15 days
Process	Digital Process	Pre-Processing, Lab Work
Conversion	None. Immediate High Quality 3D	Needs Conversion
Service	Personal Consultant	Spotty, Unreliable
Made In	California	Overseas
Price	\$ 285 Flat	\$ 500 +, Depends on # of sites

Ask Us About Our Guide Starter Package

[info@anatamage.com](mailto:info@anatamage.com)  
408-885-1474 ext. 2



[www.anatamage.com](http://www.anatamage.com) Tel) 408-885-1474 Fax) 408-295-9786  
111 N. Market St. #800 San Jose, CA 95113 USA  
For more information, please contact [info@anatamage.com](mailto:info@anatamage.com)

*Anatamage*

NEW!

3D imaging **for lower dose**  
than a 2D panoramic\*  
**is not magic...**

...it's **i-CAT<sup>®</sup>**

**The new i-CAT FLX is a reality!**

*This latest advancement of our award-winning technology offers a range of innovative features that deliver increased clarity, ease-of-use, and control. Now with Visual iQuity™ and QuickScan+ technologies, the power of capturing diagnostic 3D images at a lower dose than a 2D panoramic x-ray is in your hands.*

**Schedule a demo today! Call 1-800-205-3570 or visit [www.i-CAT.com](http://www.i-CAT.com)**

Available exclusively through  
**HENRY SCHEIN<sup>®</sup>**  
DENTAL

\*Utilizing the i-CAT FLX QuickScan+ exposure protocol. Data on file.



©2015 Imaging Sciences International, Inc. All rights reserved. i-CAT, i-CAT FLX, i-CAT FLX 3D, i-CAT FLX 3D+ are trademarks of Imaging Sciences International, Inc.





# Dare to Compare on Innovation, Quality, Service and Value

## Legacy™3 Implant

All-in-1 Packaging includes implant, abutment, transfer, cover screw & healing collar  
\$200 vs \$633<sup>1</sup> from Zimmer Dental

✓ **Reality Check**  
Zimmer Customers  
Save \$433 with Legacy3



## SwishPlant™ Implant

All-in-1 Packaging includes implant, straight abutment/transfer, cover screw & healing collar  
\$200 vs \$737<sup>2</sup> from Straumann®

✓ **Reality Check**  
Straumann Customers  
Save \$537 with SwishPlant



## ReActive™ Implant

All-in-1 Packaging includes implant, abutment, transfer & cover screw  
\$200 vs \$718<sup>3</sup> from Nobel Biocare™

✓ **Reality Check**  
Nobel Customers  
Save \$518 with ReActive



## Implant Direct's New Las Vegas Training Center

Implant Direct offers an extensive list of educational opportunities at its Las Vegas Training Center with computers at each desk for Image Guided Surgical Training, models/mannequins for hands-on training and a four chair dental office for live surgical demonstrations.

24 CE CREDITS

### Implant Dentistry 101: Three-Day Introductory Course

May 16-18 | June 13-15 | July 18-20

16 CE CREDITS

### 3D Implantology: Two-Day Advanced Course

Featuring Anatomage Passage surgical guide starter software  
April 19-20 | August 16-17 | October 18-19

## View Dr. Niznick's 2-Hour Lecture at Las Vegas Training Center & Earn 2 CE Credits FREE

Dr. Gerald Niznick discusses how the latest implant design innovations are shaping the future of implantology.



**New**  
Check out our easy to use mobile app!

## Introductory Offer: Make the switch & receive three FREE implants!<sup>4</sup>

Price comparisons based upon US list prices as of January 2015. All trademarks are property of their respective companies. Satisfied among Current and Former Users, by Company US-0211 Millennium Straumann Group A (Straumann Research, Inc.) Company  
<sup>1</sup>US list price for Tapered Slant/Vert with micro grooves, healing collar & straight abutment  
<sup>2</sup>US list price for ReActive Tapered Effect Implant, closure cone, healing abutment, solid abutment, transfer and transfer cap.  
<sup>3</sup>US list price for NobelActive with cover screw, impression coping & abutment  
<sup>4</sup>Terms and conditions apply. \*Contingent upon  
<sup>5</sup>Comparison based upon Straumann's CARES Custom Zirconium Abutment, Price varies depending upon the laboratory.  
Live surgical demonstrations not available at all centers.



Approved PACE Program Provider FAGD/MAGD Credit  
Approval does not imply acceptance by a state or provincial board of dentistry or AGD endorsement  
8/01/2013 to 7/31/2015  
Provider ID# 515714

# Introducing



# CAD Milled Bars & Abutments

Select from a wide-range of bars and abutments for Implant Direct's popular industry-compatible implant interfaces below. Custom Direct bars are also available for Implant Direct and Nobel Biocare multi-unit, screw-receiving abutments as well as Implant Direct's proprietary 1-piece ScrewIndirect® implant. CustomDirect abutments may be fabricated in titanium or one of five different zirconia shades for optimal function and esthetics.

CustomDirect™ bars made using the industry's only robotic and full automation machining centers for unsurpassed precision and efficiency. Select bar design and order online at [www.custom-direct.com](http://www.custom-direct.com)




**ScrewIndirect®  
Implant**  
\$100 discount for bars fabricated on Implant Direct's ScrewIndirect 1-piece implants or multi-unit abutments

**GPS™ Titanium Bar**  
for 4-6 implants includes screws plus up to 4 male and female attachments - \$995



**Hybrid Titanium Bar**  
for 4-6 Implants includes screws - \$795



**Custom Titanium Abutment**  
Lab designed- \$100  
Implant Direct designed - \$130

**Custom Zirconia/Ti Abutment**  
Lab designed - \$120  
Implant Direct designed - \$150

## Joining our full line of industry-compatible prosthetics



**RePlant®**  
Internal Tri-Lobe Connection  
Compatible with NobelReplace™



**Legacy™**  
45° Conical Hex Connection  
Compatible with Zimmer, BioHorizons® MIS®



**InterActive™**  
78° Conical Hex Connection  
Compatible with NobelActive™ & NobelReplace CC



**Swish™**  
Internal Octagon Connection  
Compatible with Straumann Tissue Level



	Laboratory Abutment	Straight Snap-On	Straight Contoured	15° Angled Contoured	Gold/Plastic	Zirconia/Ti Abutment	Angled Zirconia/Ti Abutment	Plastic Temporary Abutment	Ball Attachment	GPS™ Attachment	Angled GPS™ Attachment	Multiple-Unit w/Caps & Transfer Straight	Multiple-Unit w/Caps & Transfer Angled
<b>Our price</b>	\$85	\$100	\$100	\$100	\$120	\$120	\$120	\$40	\$112	\$100	\$120	\$100	\$120
<b>Zimmer Dental®</b>	\$162	\$220	\$175	\$190	\$216	\$245	\$260	\$67	\$179	\$166	N/A	\$217	\$297
<b>Straumann®</b>	N/A	\$202	\$210	\$210	\$265	\$374 <sup>h</sup>	\$374 <sup>o</sup>	\$70	\$297	\$196	N/A	\$191	N/A
<b>Nobel Biocare™</b>	\$194	\$192	\$175	\$232	\$223	\$295	\$295	\$75	\$225	\$156	N/A	\$236	\$282

# Straumann introduces Roxolid for All



Straumann introduces Roxolid for All, featuring the advanced combination of the Roxolid material, the SLActive surface technology and the new Loxim transfer piece. Photo/Provided by Straumann

*Three innovations. All diameters. Award-winning technologies.*

By Straumann staff

Straumann — a global leader in implant dentistry offering surgical, regeneration, restorative and digital solutions for the dental and lab business — is a pioneer of innovative technologies. We have won the confidence of our customers with this promise: a strong foundation of scientific and clinical evidence supporting the specialization, reliability and simplicity that define every Straumann solution.

As a pioneer of innovation, Straumann introduces a new implant line — Roxolid® for All.

Roxolid — the first titanium zirconium alloy designed specifically for implant dentistry — launched in 2009, has been implemented in practices all around the country. Initially designed to offer more confidence when placing small-diameter implants and to help increase patient acceptance of implant treatment, the Roxolid Ø3.3 implants were just the beginning.

This month, Roxolid for All expands to all diameters the advanced combination of the Roxolid material, the SLActive® surface technology and the new Loxim™ transfer piece for simplified implant handling. Loxim is a pre-mounted, self-retained transfer piece that offers clockwise and counter-clockwise rotations for one-step implant insertion. With Loxim, the holding key is no longer required to remove the transfer piece, helping to make implant placement more efficient.

The Roxolid material and the SLActive surface technology each received the Frost & Sullivan Medical Device Technology of the Year Award. This award, which recognizes excellence in technological innovation, is one of the Best Practices Awards bestowed by Frost & Sullivan, the global growth consulting company. In 2005, the SLActive surface technology was noted as a “next generation dental implant surface technology” and in 2009, the Roxolid material was noted as an “innovative high performance material for dental implants.”

Now Straumann includes these two award-winning technologies along with simplified handling with the introduction of Roxolid for All.

What does this mean for you? Roxolid for All with the Loxim transfer piece is designed to provide you with confidence in all cases, the flexibility of more treatment options, help increasing patient acceptance of implant treatment, improved osseointegration properties<sup>1</sup> and efficient implant placement through simplified handling. Three innovations. All diameters. Award-winning technologies.

Today, life expectancy is longer. The scientific advancements in modern medicine along with an individual focus on good health and well-being all contribute to the potential of our life spans. It is important to place an implant you and your patients can trust — and depend on to last. Straumann invites you to try Roxolid for All.

For more information, contact your local Straumann territory manager or call customer service at (800) 448-8168 or visit [www.straumann.us](http://www.straumann.us).


## References

- 1) Gottlow J, et al. Evaluation of a new titanium-zirconium dental implant: a biomechanical and histological comparative study in the mini pig. *Clin Imp Dent Relat Res.* 2012 Aug;14(4):538–545.


AD

PHOENIX, ARIZONA  
OCTOBER 23-26 2013


TECHNOLOGY  
& BIOLOGY  
**CONVERGE**  
IN THE VALLEY OF THE SUN



AMERICAN ACADEMY OF IMPLANT DENTISTRY  
62nd AAID Annual Meeting | [aaid.com](http://aaid.com)  
*Practical Education for the Practicing Implant Dentist*



ADA CERP® Continuing Education  
Approved Provider  
This program is approved for continuing education credit by the American Academy of Implant Dentistry. The American Academy of Implant Dentistry designates this activity for CE credit.



Academy of General Dentistry  
Approved PACE Program Provider  
This program is approved for continuing education credit by the American Academy of Implant Dentistry. The American Academy of Implant Dentistry designates this activity for CE credit.





# ROXOLID® FOR ALL

THREE INNOVATIONS ■ ALL DIAMETERS ■ AWARD WINNING TECHNOLOGIES



- **STRENGTH** - The Advanced Roxolid® Material
- **SURFACE** - The SLActive® Technology
- **SIMPLICITY** - The Loxim™ Transfer Piece

Designed to increase your treatment options and help to increase patient acceptance of implant therapy.

[www.straumann.us](http://www.straumann.us)  
800/448 8168

COMMITTED TO  
**SIMPLY DOING MORE™**  
FOR DENTAL PROFESSIONALS