

IMPLANT TRIBUNE

— The World's Dental Implant Newspaper • U.S. Edition —

MARCH 2018 — Vol. 13, No. 3

www.dental-tribune.com

AO 'plays' in LA



Los Angeles will be the site of the Academy of Osseointegration Annual Meeting from Feb. 28-March 3. Photo/Provided by www.freeimages.com.

Debate, increased audience participation among the new features for 2018 session

By AO Staff

Attendees of the Academy of Osseointegration's (AO) Annual Meeting will not only experience the glitz and glamour of Hollywood but, more importantly, unparalleled substance from this premier, four-day scientific meeting. Session dates are Feb. 28-March 3.

While an impressive lineup of lecturers will drive home the 2018 theme of "Inspiring Imagination and Enhancing Health," attendees will really notice the difference in the 2018 program via a significantly more collaborative forum and the opportunity to engage with AO's captivating, world-renowned speakers in lively, real-time discussions. Specifically, this will include:

- Concurrent surgical and restorative point-counterpoint sessions. To delineate the reality and myths on current controversial topics in implant dentistry, panelists will present their viewpoint in a short presentation. Afterwards, expert

clinician moderators will promote debate and attempt to draw meaningful conclusions.

- A new "Reflection Panel" as part of the closing session. During this segment, AO President Dr. Michael Norton will moderate a panel discussion with what you might call "the wise of implant dentistry" that will feature Drs. Tomas Albrektsson, David Cochran, Ole Jensen, Stephen Parel and Dennis Tarnow who will reflect on the past and future of implant therapy. This portion of the closing session will not involve lectures at all.

"This is brand new for AO, and I would contend a new concept for any dental congress to have a whole session purely dedicated to debate. What's more, it's planned for maximum audience participation, so every delegate can have their say," Norton said.

- Also new this year is a "Lunch with the Masters" program on Saturday. Featuring Drs. Paulo Malo, Isabella Rocchietta, Giovanni Zucchelli, Christian Coachman and Stephen Chu, the topics discussed at these luncheons will include an update

on All-on-4, guided bone regeneration, natural teeth gingival defects, digital esthetics and platform switching.

In addition to these enhancements that will enrich their annual meeting experience, attendees will also come to find the customary favorites as part of the schedule. These will include innovative and groundbreaking research presentations via the oral clinical and oral scientific research and clinical innovations sessions with more than 250 abstracts and e-poster presentations, corporate forums, the Morning with the Masters series, programming for young clinicians and global networking.

Reflective of its reputation as the global multi-disciplinary nexus for implant dentistry, AO's 2018 Annual Meeting will be the perfect place where specialists, general practitioners, lab technicians and dental hygienists will gather to contribute their knowledge and share best practices.

There will be something for everyone, so be sure to register today at meetings.osseo.org/2018.

JOMS study: Mouth cancer tests help uncover other issues

By JOMS Staff

Tests used to guide treatment for mouth cancers can reveal two or more significant health conditions, allowing doctors to better evaluate those patients, according to a new study.

Typically conducted during the initial steps of cancer treatment plans, these exams for oral squamous cell carcinoma (OSCC) help discover comorbidities — the presence of one or more conditions existing with a primary disorder — in patients with OSCC (cancer in cells in the lips and oral cavity), researchers said.

Clinicians should evaluate previously undiagnosed conditions found on imaging studies, researchers recommend in the study published in January's *Journal of Oral and Maxillofacial Surgery* — the official journal of the American Association of Oral and Maxillofacial Surgeons.

"Within the limitations of this study, it can be concluded that imaging staging examinations facilitate, accelerate and improve the pretherapeutic diagnostic process in patients with OSCC, which enables clinicians to assess patients more accurately and provide tailored and individual treatment plans," researchers wrote.

The study involved 178 adults with OSCC who underwent a commonly used staging examination — fluorodeoxyglucose positron-emission tomographic computed tomography (FDG-PET/CT) or contrast-enhanced computed tomography (ceCT). Researchers used the Charlson Comorbidity Index (CCI) to measure comorbidity before and after staging.

The authors of "Comorbidity Assessment in Patients With Oral Squamous Cell Carcinoma: Can Imaging Techniques Provide Additional Information?" are Matthias Troeltzsch, MD, DMD, and Florian Andreas Probst, MD, DMD.

The complete article can be accessed at [www.joms.org/article/S0278-2391\(17\)30601-8/fulltext](http://www.joms.org/article/S0278-2391(17)30601-8/fulltext).

AO President's Reception: An Oscar-worthy gathering

By AO Staff

The Academy of Osseointegration's 2018 Annual Meeting has all the ingredients to be the premier dental meeting of the year, and one of the highlights is expected to be the 2018 President's Reception.

This acclaimed event, complimentary to registered attendees, promises to be one of the most festive social gatherings ever assembled by AO. To be held just a "stone's throw" from the main hotel, this "don't miss" extravaganza will provide many surprises.

"My President's Reception will be in Microsoft Square and is a fantastic venue much like a miniature Times Square, or where I come from in London, a Piccadilly Circus. What's more, AO's 2018 Annual Meeting will commence during Oscars weekend, so Los Angeles will be awash with celebrities and the atmosphere will be buzzing!" said AO president Dr. Michael Norton.

Microsoft Square is within the L.A. Live



The AO President's Reception will take place in Microsoft Square in Los Angeles.

(Photo/Provided by the AO)

area — a premier destination for live entertainment in vibrant, downtown Los Angeles — a vivid, outdoor, entertainment campus. In addition to complimentary hors d'oeuvres and beverages, attendees can expect an Oscar-themed evening with red carpet, celebrity look-alikes, paparazzi and a selfie station, as well as many other surprises along the way.

Britishmania, one of the leading Beatles

tribute bands in the world, will provide the ultimate soundtrack for this event.

"Throughout its history, AO's spectacular social events have made for memorable annual meetings — and this is one extravaganza you will not want to miss! We look forward to seeing you in Los Angeles!" Norton said.

Don't miss your opportunity to attend this Oscar party like no other as part of AO's 2018 Annual Meeting.

IMPLANT TRIBUNE

PUBLISHER & CHAIRMAN

Torsten Oemus t.oemus@dental-tribune.com

PRESIDENT/CHIEF EXECUTIVE OFFICER

Eric Seid e.seid@dental-tribune.com

GROUP EDITOR

Kristine Colker k.colker@dental-tribune.com

MANAGING EDITOR IMPLANT TRIBUNE

Sierra Rendon s.rendon@dental-tribune.com

MANAGING EDITOR

Fred Michmershuizen
fmichmershuizen@dental-tribune.com

MANAGING EDITOR

Robert Selleck, r.selleck@dental-tribune.com

PRODUCT/ACCOUNT MANAGER

Humberto Estrada
h.estrada@dental-tribune.com

PRODUCT/ACCOUNT MANAGER

Jordan McCumbee
j.mccumbee@dental-tribune.com

PRODUCT/ACCOUNT MANAGER

Maria Kaiser
m.kaiser@dental-tribune.com

EDUCATION DIRECTOR

Christiane Ferret c.ferret@dtstudyclub.com

CLIENT RELATIONS COORDINATOR

Leerol Colquhoun
l.colquhoun@dental-tribune.com

Tribune America, LLC

116 West 23rd Street, Suite 500
New York, NY 10011
Phone (212) 244-7181
Fax (212) 244-7185

Published by Tribune America
© 2018 Tribune America, LLC

AD

ACADEMY OF OSSEOINTEGRATION

2018 Annual Meeting

INSPIRING IMAGINATION -
ENHANCING HEALTH

February 28 - March 3
Los Angeles, CA

HOLLYWOOD

osseo.org

Premium System for an Intelligent Solution

TAG Dental Implant System



axis

Tapered Design for Immediate
Implantation and Loading



massif

Cylindrical Design for Maximum
Bone to Implant Contact (BIC)



crestone

One-Piece Implant for
Single Stage Surgeries

A positive twist on implant education

By Trinon Collegium Practicum Staff

Continuing education in dental implantology has traditionally focused on theoretical aspects. Trinon Collegium Practicum (TCP) challenges this training approach by offering practice-orientated dental implantology courses. The Q-Implant Marathon offers an engaging curriculum specializing in hands-on training, the company asserts.

Conventionally, entering the field of implantology has proven difficult for many dentists. Typically, it is not a subject of university education, with many universities and courses focusing largely on theoretical orientation. Because of this, establishing oneself within this particular area of dental medicine can prove to be a time-consuming endeavor. Further complicating the matter is the issue that educational and training programs rarely present an opportunity for practitioners to practice directly on patients.

Since 2003, the Q-Implant Marathon has offered hands-on training that in-

corporates a live patient model. Participants spend five days assisting and leading surgeries under the supervision of TCP's experienced surgical team. The Academy of General Dentistry accredits the Q-Implant Marathon, and all participants are eligible to receive 60 continuing-education credit hours.

The Q-Implant Marathon offers three levels of training on the basis of practitioner experience:

- Level 1: Participants lead the placement of 30 implants, while assisting on dozens more.
- Level 2: Participants perform five sinus lifts and learn foundational bone-splitting techniques.
- Level 3: Participants learn advanced grafting techniques, such as ramus and chin block grafts and titanium mesh reconstruction.

For more information on Trinon Collegium Practicum courses, call (877) 705-1002, e-mail register@implantologycourses.com or visit online at www.implantologycourses.com. You can also visit booth No. 2339 at the Chicago Midwinter Meeting to learn more about Trinon educational courses.



Earn 60 C.E. hours while gaining practical experience. (Photo/Provided by Trinon Collegium Practicum)


AD

When Quality Counts, Count on...

MEISINGER

Hinman Dental Meeting Specials

3+1 Kits
Buy 3 Kits and Receive 1 FREE!




5+1 Lab Carbides
Buy 5 Lab Carbides and Receive 1 FREE!




Diamonds*
*Special applies to Single-Patient Use and Multi-Use Diamonds


5+1 or 10+3 or 20+8



6+2 Polishers
Buy 6 Polishers and Receive 2 FREE!




Carbides*
*Special applies to Sterile-Packaged and Ultrasonic Packaged Carbides



****Visit MEISINGER during the Hinman Dental Meeting at booth 1246. Mention Promo Code: HIN348.**

MEISINGER USA, L.L.C.
10200 E. Easter Avenue • Centennial, Colorado 80112 • USA
Phone: +1 (303) 268-5400 • Fax: +1 (303) 268-5407
info@meisingerusa.com • customerservice@meisinger.com

**Free goods must be of equal or lesser value. Free goods cannot be combined with other offers. Qualifying orders must be in a single transaction, multiple orders cannot be combined. To receive free goods email or FAX a copy of your Dental invoice(s) to Meisinger USA, 10200 E. Easter Ave., Centennial, Colorado, 80112. Fax to 303-268-5407 or email customerservice@meisinger.com. Offer valid 3/22/18 through 3/24/18. Invoices must be received by 4/30/18. Please allow 4-6 weeks from the date Meisinger receives the invoice for delivery of free goods. Offers are for retail customers only. See your Dental representative for a complete selection of Meisinger products.



NEW!

SALVIN OSS[™]

Xenograft Bone Graft Material



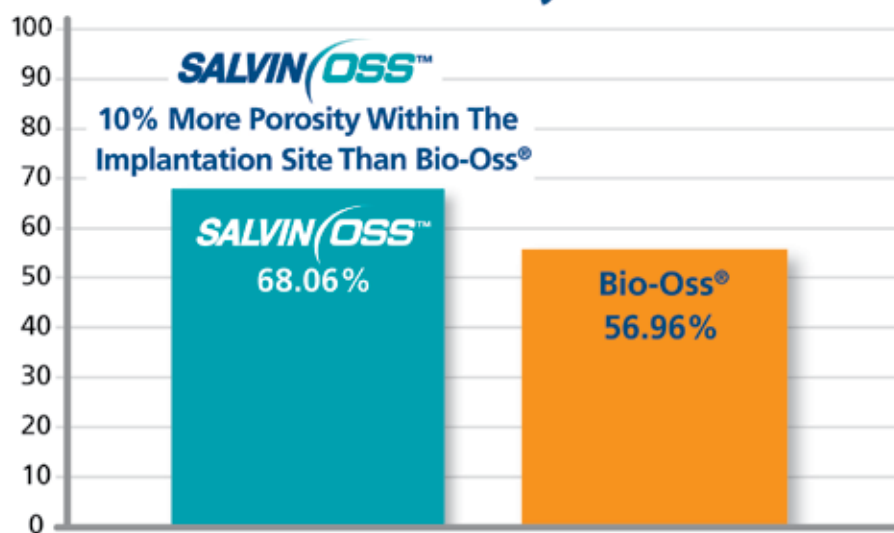
Exceptional Handling Characteristics

Mineralized Cancellous Xenograft Material

- 0.25 - 1.0mm Microporous Granules Facilitate Osteoconduction & New Bone Formation
- Space Maintaining Material Supports New Bone Regeneration & Healing
- SalvinOss[™] Particles Become An Integral Part Of Newly Formed Bone Framework
- Organic Components Removed While Maintaining Characteristics Of Native Bone
- Can Be Mixed With Sterile Saline Or The Patients Blood
- Radiopaque



Porosity



Data on file.



Size	Product #
250-1000 microns	0.50 cc #SALVINOSS-0.50
	1.00 cc #SALVINOSS-1.00
	2.50 cc #SALVINOSS-2.50

**BUY 12 GET
3 FREE**

**BUY 6 GET
1 FREE**

Salvin Dental Specialties, Inc
Toll Free US & Canada 800-535-6566 • www.salvin.com

Novadontics: DTO is the new DSO

By Novadontics Staff

Novadontics, LLC, validates the meaning of its brand name with the launch of a new category for implant dentistry, DTO (Digital Treatment Optimization™). In response to the DSO model decimating the autonomy and profitability potential of independent dentists, and the overabundance of social media complaints from patients against various faceless conglomerate organizations, Novadontics has created a business model to help implant clinicians remain competitive with even more corporate benefits than a DSO, yet without selling

their soul or risking patient well-being.

Corporate dentistry touts three advantages: economies of scale derived from cookie-cutter process replication all under one roof, conglomerate-size purchasing power and limitless advertising spending inundating the market across all media fronts.

Consumers feel they have ever-more limited choice as their dentists are unable to compete, hence the rise of corporate dentistry at the expense of independence, specialization and the friendly patient care of your local neighborhood provider. Novadontics provides a solution to this for both dentists and patients.



For renowned implantology expert, teacher and international author Dr. Louie Al-Faraje, the time has come to help independent dentists across America compete against the ever-growing corporate-controlled brands. Novadontics does this through its cutting-edge app-based Smartchecklist™ software

featuring its flagship 150 Checks to Perfection™ protocol, together with a refer-in network of integrated solutions ranging from VoIP consultations to in-practice support, plus industry-leading continuing education and training.

“By offering the same benefits as a DSO, such as national brand marketing and unmatched purchasing discounts, then adding cutting-edge technology to drive both performance and predictability, we give the Novadontics network autonomy, empowerment and profitability through DTO and license to use our patented cloud-based software,” Al-Faraje said.

When it comes to patient capture for expensive implant treatments, offering free consultations and CT-scans is not enough. It is imperative to put the patient first by having bullet-proof treatment planning and using the highest quality products available on the market, thus mitigating procedure uncertainty for the patient and practice risk for the doctor, according to Novadontics.

With 32 already Novadontics Smile Providers located throughout the country since the company’s launch in January, Novadontics is positioned to disrupt the dental industry and give many more people — dentists and patients alike — significant reason to smile.

About Novadontics

Novadontics is a software company doing it differently in the dental industry with creation of an exciting new category: DTO — Digital Treatment Optimization. Through this “new dentistry” concept, Novadontics says that it is breaking ground in provider autonomy, practice empowerment and protocol standardization while ensuring patient awareness, choice and positive procedural outcome are an absolute given. By using the latest technologies and the best Swiss-engineered, U.S.-produced implant products available on the market, Novadontics can offer patients the most comprehensive “gratification guarantee”™ available today.

“We have ways of making you smile™ with our premier product: the Novadontics Smile™, a next-generation data and technology-driven method of full-mouth rehabilitation using dental implants. Our exclusive clinician collaboration community of Novadontics Smile Providers follows an app-based smart checklist™ procedure designed in accordance with The Louie Al-Faraje Method, a proven protocol comprised of 150 Checks to Perfection™,” Al-Faraje stated.

Novadontics doctors are trained to the highest level in implant education through the California Implant Institute and have demonstrated industry-leading competency by performing a requisite number of successful implant surgeries before joining Novadontics, the company asserts.

AD

ICOI
INTERNATIONAL
CONGRESS OF
ORAL IMPLANTOLOGISTS

ICOI Symposia Around the World

<p>2018 Marrakech, MOROCCO ICOI/ICOI Europe/SENAME Symposium March 1-3, 2018</p> <p>Melaka, MALAYSIA ICOI ASEAN Congress April 5-7, 2018</p> <p>Las Vegas, NEVADA ICOI World Congress XXXVI September 27-29, 2018</p>	<p>2020 Houston, TEXAS ICOI Winter Implant Symposium February 27-29, 2020</p> <p>Sydney, AUSTRALIA ICOI World Congress XXXVIII October 8-10, 2020</p>
<p>2019 Phoenix, ARIZONA ICOI Winter Implant Symposium February 14-16, 2019</p> <p>San José, COSTA RICA ICOI Central America Symposium February 28-March 2, 2019</p> <p>Baden Baden, GERMANY ICOI Europe May 23-25, 2019</p> <p>New York, NEW YORK ICOI World Congress XXXVII August 15-17, 2019</p>	<p>2021 Boston, MASSACHUSETTS ICOI Winter Implant Symposium February 18-20, 2021</p> <p><i>For current meeting information, visit www.icoi.org</i></p>



Let our new products tackle your toughest **SURGICAL** procedures

For Oral Surgery and Implantology



IA-400
Digital torque wrench



Surgical straight and contra-angle
handpieces with or without Mini LED+



NEW Implantmed SI-1015 with wireless foot
pedal option, Osstell ISO option and LED
powered motor option



NEW



The future of implants: Advanced grade zirconia, the real strength

By Z-SYSTEMS Staff

With its unquestionable similarities to the natural tooth, the appeal of zirconia implants continues to revolutionize implantology practice across the globe. As a Swiss manufacturer of 100 percent metal-free zirconia since 2001, Z-SYSTEMS is perennially at the forefront of technological innovation in metal-free implants, the company asserts.

Z-SYSTEMS Ceramic Implants offers a natural, esthetic choice, with the most versatile and widest variety of one- and two-piece implants, as well as the only fully ceramic surgical kit on the market, for safe and esthetic metal-free solutions. With such a long track record of success, it's little wonder that Z-SYSTEMS coined the phrase "Experience can't be copied!"

Fifteen years since obtaining European Conformity (CE) certification in Europe, and more than a decade since obtaining FDA approval in the United States, Z-SYSTEMS Ceramic Implants is proud to have the highest success rate in the industry, according to the company. Long-term users of Z-SYSTEMS confirm the speed and ease of osseointegration thanks to Z-SYSTEMS's patented and hydrophilic SLM® surface, combined with excellent implant stability over time.

The restorative phase is also simple, as Z-SYSTEMS states that it has the only FDA-approved preppable zirconia implant and restorative abutment options on the market. Prosthetic work is easy thanks to Z-SYSTEMS's abutments and implant shoulders that can be fully reshaped in-mouth, and the tight-seal of the Morse-tapered conical connection keeps out biofilm accumulation and prevents micro-leakage, the company asserts. With a survival rate of over 98 percent, and a much lower plaque adhesion as compared to titanium, the abundance of innovations in Z-SYSTEMS's biotechnology all contribute to high patient satisfaction and predictable results for the clinician.

Industry leaders across the world appreciate the revolutionary opportunities Z-SYSTEMS products make possible.

"Z-SYSTEMS has opened up a whole new world of patient solutions in ceramic implants ... it's no wonder that they lead the

market with the most trusted and tested full line of ceramic dental implants. A proven alternative to titanium implants, and finally making metal-free dentistry a reality!" said Dr. John Roberts, BChD, of Huddersfield, UK.

Many of Z-System's most loyal users have seen the consistent, long-term performance of Z-SYSTEMS throughout the years.

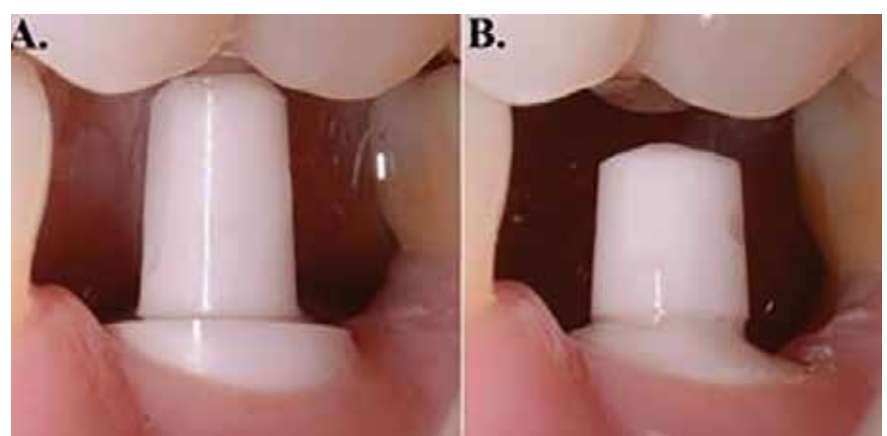
"Z-SYSTEMS has been used at our practice for the past six years," said Dr. Mona Monzavi, DMD, MS, of Beverly Hills, Calif. "Our long-term results show favorable clinical outcomes with excellent soft-tissue contours and stable bone levels. Furthermore, having performed extensive microscopy and microanalysis research on Z-SYSTEMS implants, this material has shown to be durable and for the most part resistant to aging. Z-SYSTEMS' continuing commitment to practice and patient satisfaction has been proven to me through its ongoing support of my research projects to allow for further enhancement and innovations of its products and in turn lead the zirconia implant market."

In addition, "The ability to prep a dental implant is new to the industry. With a tissue-level implant, this opportunity is even more critical," said Dr. Ted Fields, DMD, OMS, PhD, of Dallas. "Prepping an implant allows fine-tuning and customization of the implant and crown margins for optimal esthetics; development of the ideal emergence profile; and vertical placement of the crown margin at the desired level. Along with the preppable abutment and a non-indexed angled abutment that can be placed in any orientation, Z-Systems' Z5c implant line is hard to beat for restorative flexibility."

Upcoming events

Want to learn more about Z-SYSTEMS Ceramic Implants? Join Z-SYSTEMS Ceramic Implants at its 2nd Global Symposium for two educational days at the only full ceramic global symposium, according to the company. Join the company in Carlsbad, Calif., on April 20 and 21.

Can't make it to Southern California in April? Z-SYSTEMS's 6th International Congress will take place in Valencia, Spain, on June 29 and 30. Visit www.zsystems.com to learn more.



(Photos/Provided by Dr. Ted Fields)

Introducing Navident 2.0 for Dynamic Navigation with Trace and Place (TaP)



"Trace and Place is one of the most astounding pieces of technology I have ever seen. It is a revolution in guided surgery. Much faster to use than static guides and you have the ability to easily make changes during surgery if needed.

The workflow for static guided surgery involves dental scans, intraoral scans and Stl files, merging them, designing the case, printing, curing, washing and sterilizing the guide. With trace and place the work flow is much simpler: take a scan, plan the case, trace the teeth to align the scan with the patient's anatomy and place the implant. It gives the best of both worlds. The minimal time of an unguided case and the accuracy of a guided case. It's a game changer."
David R. Scharf, DMD

Visit **BOOTH 119** at the
2018 AO Annual Meeting
ACCURACY ON TaP

1-844-NAVIDENT
628-4336
www.claronav.com
info@claronav.com

Navident
by **ClaroNav**