

IMPLANT TRIBUNE

— The World's Dental Implant Newspaper • U.S. Edition —

SEPTEMBER 2012 — Vol. 7, No. 9

www.dental-tribune.com

The great debates

Provocative implant dentistry on tap at AAID 61st Annual Meeting



Head to the nation's capitol this Oct. 3-6 to participate in the AAID's 61st Annual Meeting. Photo/www.sxc.hu

The American Academy of Implant Dentistry's 2012 annual meeting promises to be one of the most unique formats for scientific inquiry.

Instead of the routine main podium presentations where every speaker just presents one side of the story, AAID's 61st Annual Meeting from Oct. 3-6 in Washington, D.C., will include 10 programs during which two world-class experts will debate their preferred option in implant dentistry. The audience will be able to pose questions and cast its vote for the ones it thinks are most convincing.

Imagine being able to witness Carl Misch and his biomechanic approach challenging Palo Malo with his "all-on-four" concept. Hear Michael Pikos advocate for longer implants, while Marco Esposito offers his evidence-based rationale for short implants. Have you wondered if BMPs will become mainstream? Edgard El Chaar and Alfred "Duke" Heller will present the debate "Grafting — Plain and Simple vs. Bells and Whistles."

• See AAID, page C2

AAP brings 98th annual meeting to L.A.

Group joins with Japanese Society of Periodontology for its September event

By Sierra Rendon, Managing Editor

The American Academy of Periodontology, in collaboration with the Japanese Society of Periodontology, will present its 98th annual meeting from Sept. 29-Oct. 2 in Los Angeles.

Topics include "Regeneration of the Periodontal Lesion in Clinical Therapy Today," "Comprehensive Periodontal Instrumentation for Predictable Root Debridement," "Growth Factors or Cells: Maximizing Regenerative Potential" and many more.

Speakers include Drs. Sonia Leziy, Christopher Church, Stephen S. Wallace, Kenneth S. Kornman, David W. Paquette, Yuichi Izumi, George E. Romanos, Richard Goren, Morton C. Rennert, Linda Vidone, Paul A. Levi Jr. and Eduardo Marcuschamer, among many others.



What's new this year

- Dental Hygiene Symposium facilitated through the California Society of Periodontists
- Post-annual meeting C.E. symposium Oct. 4-5 in Newport Beach
- Course evaluations now available via a smartphone app
- AAP student member (perio program)

registration category now combines both member and nonmember students

Perio app

Search for the "Perio" smartphone app on your Android, Blackberry or iPhone. The app provides easy-to-use interactive capabilities for attendees to enhance their experience at the meeting. Highlights include:

- *The Dashboard* keeps you organized with up-to-the-minute info.
- *Schedule at-a-Glance* can easily organize schedules with one click.
- *Alerts* allow attendees to receive important real-time communications from the academy.
- *Built-in Twitter* feed to follow and join in on the meeting chatter.
- *Locate* exhibitors you want to visit.
- *Friends* feature connects you to col-

leagues attending the meeting.

- *Local Places* listings and maps point you to host city sights, dining, entertainment and attractions

Awards

Recipients of AAP awards and foundation scholarships will be honored at an awards presentation Sunday evening.

AAP member lounge

Take advantage of smartphone recharging stations in a laid-back setting while enjoying complimentary Wi-Fi. It offers a relaxing environment in which to discuss the day's events! DENTSPLY Implants sponsors the AAP member lounge.

Information/registration

For more information on the AAP's annual meeting, visit www.perio.org/meetings.

◀ AAID, Page C1

Each speaker will have 30 minutes to present his or her argument, followed by a moderated interchange of responses.

Audience members will be able to vote their preferences electronically following each session and decide individually what to take and implement in their own dental practice after heading home from the annual session.

The 10 debate topics

- Implant dimensions — long vs. short
- Esthetics — ceramics vs. gingiva
- Treatment planning — bioengineering vs. design engineering
- Treatment options — comprehensive vs. conformative
- Grafting — plain and simple vs. bells and whistles
- Placement — guided surgery vs. free-hand skilled surgeries
- Implant soft tissues esthetics — biometrics vs. biomimetics
- Block grafts — autogenous vs. allogenic
- Vertical augmentation — osteotomies vs. guided bone regeneration
- Prosthetics — glass ceramics vs. metal ceramics

In addition to the main podium ses-



Dr. Carl Misch, left, and Dr. Michael Pikos will participate in the debates at the AAID annual meeting.

sions, there will be three live surgeries, more than one dozen hands-on workshops, a symposium presenting new research in implant dentistry, a global workshop and two-and-one-half days of programming specifically



designed for allied staff.

The scientific program is truly outstanding, and there should never be a dull moment, event organizers said.

For more information or registration, see www.aaid.com.

AAID Annual Meeting 2012: program schedule for Wednesday

Wednesday, Oct. 3

"New Trends, Techniques and Technology"
8 a.m. – 12:20 p.m.

- "How to Create the Ultimate Internet Marketing Program for Your Practice — From the Top of Google to Dominating Social Media!" with Brian Edelstein (EverydayHealth, gold sponsor)
- "Optimizing Implant Esthetics with Implant Design" with Natalie Wong, DDS (BioHorizons, diamond sponsor)
- "Successful Use of Allogeneic Bone Blocks of Human Vertebra in Augmentation of Atrophied Jaw Bone" with Mohamed Sharawy, BDS, PhD (Rocky Mountain Tissue Bank, gold sponsor)
- "Implant Associated Bone Loss and the Black Triangle Disease: Treatment Planning and the Team Approach to Prevention" with Hessam Nowzari, DDS, PhD (Dentium, gold sponsor)
- "Immediate/Selective Loading and Failure Avoidance through Osseous Fixation: A New Era in Oral Implantology" with David D. Dalise, DDS (OCO Biomedical, gold sponsor)
- "Simply Smarter' Implantology" with Gerald A. Niznick, DMD, MSD (Implant Direct Sybron International, platinum sponsor)
- "The Use of Short Implants in Minimal Available Bone" with Hisham F. Nasr, DDS, PScD, PhD (MegaGen, gold sponsor)
- "Treatment Options for the Terminally Dentate Patient" with Steven M. Bongard, DDS (Nobel Biocare, platinum sponsor)
- "Patient-Specific Abutments: Providing Customization through Simplicity" with Mark Montana, DDS (DENTSPLY Implants, platinum sponsor)

- "Full Arch One-Piece Metal Free Restorations Over Short Implants" with Drauseo Speratti, DDS (Bicon, gold sponsor)
- "The Shift from Classic Bone Regeneration to Bi-Phasic Calcium Sulfate" with Miguel Stanley, DDS (MIS Implant Technologies, presidential sponsor)
- "New Advances in Implant Design Challenge Conventional Wisdom" with Robert Miller, MA, DDS (Intra-Lock International, presidential sponsor)

Main podium presentations
1:30–5:30 p.m.

- "Wisdom from Periodontics to Implant Esthetics: Realities of Esthetic Outcomes and Limitations in Implant Dentistry" with Arnold S. Weisgold, DDS
- "Wisdom from Implant Treatment Planning through the Last Five Decades" with Leonard Linkow, DDS
- "25 Years of Immediate Loading - Where Do We Go from Here?" with Paul Schnitman, DDS

Debate No. 1

- "Implant Dimensions — Long vs. Short" Michael A. Pikos, DDS vs. Marco Esposito, DDS

Correction

The Academy for Implants and Transplants will present its 31st Scientific Session and Live Surgical Seminar, "Dental Implants for your General and Implant Practice," from Oct. 26–28, 2012, at the University of South

Concurrent sessions

Allied Staff Programs

1:30–5:30 p.m.

- "Minimum Wage, Minimum Effort: Creating the Ultimate Staff Driven Practice" with Mike Massotto
- "Lifetime Patient Retention" with Mike Massotto

Thursday, Oct. 4

All day

Debate No. 2

"Esthetics — Ceramics vs. Gingiva"
Brahm Miller, DDS vs. Sonia Leziy, DDS

Debate No. 3

• "Treatment Planning — Bioengineering vs. Design Engineering"
Carl Misch, DDS, vs. Paulo Malo, DDS,

Debate No. 4

• "Treatment Options — Comprehensive vs. Conformative"
Maurice Salama, DMD vs. David Garber, DMD

For more schedule information, pick up a copy of the "today" daily newspaper at the AAID Annual Meeting in Washington, D.C.

Alabama, College of Medicine, in Mobile, Ala. For more information, please visit www.ait-implant.org.

The date was incorrect in an advertisement in the August edition, Implant Tribune.

IMPLANT TRIBUNE

PUBLISHER & CHAIRMAN

Torsten Oemus t.oemus@dental-tribune.com

CHIEF OPERATING OFFICER

Eric Seid e.seid@dental-tribune.com

GROUP EDITOR

Robin Goodman r.goodman@dental-tribune.com

EDITOR IN CHIEF IMPLANT TRIBUNE

Sascha A. Jovanovic, DDS, MS
sascha@jovanoviconline.com

MANAGING EDITOR IMPLANT TRIBUNE

Sierra Rendon s.rendon@dental-tribune.com

MANAGING EDITOR SHOW DAILIES

Kristine Colker k.colker@dental-tribune.com

MANAGING EDITOR

Fred Michmershuizen
f.michmershuizen@dental-tribune.com

MANAGING EDITOR

Robert Selleck, r.selleck@dental-tribune.com

ACCOUNT MANAGER

Humberto Estrada h.estrada@dental-tribune.com

ACCOUNT MANAGER

Gina Davison g.davison@dental-tribune.com

MARKETING DIRECTOR

Anna Wlodarczyk-Kataoka
a.wlodarczyk@dental-tribune.com

C.E. DIRECTOR

Christiane Ferret cferret@dtstudyclub.com

Dental Tribune America, LLC

116 West 23rd Street, Suite 500

New York, NY 10011

Phone (212) 244-7181

Fax (212) 244-7185

Published by Dental Tribune America

© 2012 Dental Tribune America, LLC

All rights reserved.

Dental Tribune strives to maintain the utmost accuracy in its news and clinical reports. If you find a factual error or content that requires clarification, please contact Managing Editor Sierra Rendon at s.rendon@dental-tribune.com.

Dental Tribune cannot assume responsibility for the validity of product claims or for typographical errors. The publisher also does not assume responsibility for product names or statements made by advertisers. Opinions expressed by authors are their own and may not reflect those of Dental Tribune America.

EDITORIAL BOARD

Dr. Sascha Jovanovic, Editor in Chief

Dr. Bernard Touati

Dr. Jack T. Krauser

Dr. Andre Saadoun

Dr. Gary Henkel

Dr. Doug Deporter

Dr. Michael Norton

Dr. Ken Serota

Dr. Axel Zoellner

Dr. Glen Liddelow

Dr. Marius Steigmann

Dr. Pankaj Singh

Corrections

Implant Tribune strives to maintain the utmost accuracy in its news and clinical reports. If you find a factual error or content that requires clarification, please report the details to Managing Editor Sierra Rendon at s.rendon@dental-tribune.com.

Tell us what you think!

Do you have general comments or criticism you would like to share? Is there a particular topic you would like to see articles about in Implant Tribune? Let us know by e-mailing feedback@dentaltribune.com. We look forward to hearing from you! If you would like to make any change to your subscription (name, address or to opt out) please send us an e-mail at database@dental-tribune.com and be sure to include which publication you are referring to. Also, please note that subscription changes can take up to 6 weeks to process.

SOME IMPLANTS ARE OKAY WITH "ALMOST" COMPATIBLE.

REALLY?



infinity
Dental Implant System

infinity implants are **FULLY-COMPATIBLE**.

Compatible with your Zimmer Tapered Screw-Vent® or you may **Select to Replace** another system.

Compatibility.
Uses the same drills, drivers, and prosthetics.

Confidence.
Knowing your referrals already have the right components.

Cost.
Only \$145 per implant, why pay more?

Visit ACE at the Los Angeles **AAP** Meeting • Sept 30-Oct 2 • **Booth# 1001**

Mention this advertisement and for a limited time purchase two implants **Get one FREE***



ACE Surgical Supply Co., Inc.
1034 Pearl Street, Brockton, MA

1.800.441.3100 • acesurgical.com



* Implants must be on the same invoice. Limit of 1 (one) free implant per new user. Zimmer® and Tapered Screw-Vent® are registered trademarks of Zimmer Dental, USA



THE SYNTHETIC SOLUTION TO BONE REGENERATION

NOVABONE®
DENTAL PUTTY

NovaBone® is the only dental bone graft putty that is completely synthetic with excellent and reliable bone formation characteristics. It is indicated primarily for implant related surgeries including but not limited to sinus elevation surgeries, extraction sockets, ridge augmentations, etc. Putty does not require mixing as it is dispensed in a pre-mixed state ready for implantation!

NovaBone Dental Putty is available in multiple delivery mechanisms including syringes, shells & cartridges. The consistency and formulation of the putty is identical in the various delivery systems.

BUY ANY SIX GET

1 FREE*

LIMITED TIME OFFER

Mix & Match, lowest priced item is FREE

NOVABONE DENTAL PUTTY CARTRIDGE SYSTEM

A NA3620	0.5cc Cartridges	2/pkg	\$225.00
A NA3640	0.5cc Cartridges	4/pkg	430.00
B NA3621	1.0cc Cartridges	2/pkg	410.00
C NA3600	Cartridge Dispenser	each	99.99

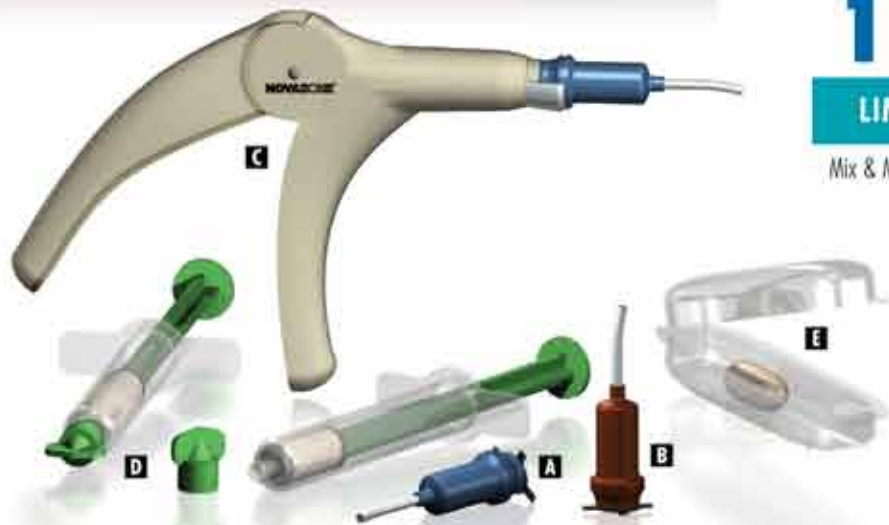
NOVABONE DENTAL PUTTY SYRINGE

D NA1610	0.5cc Syringe	1/pkg	\$105.00
D NA1611	1.0cc Syringe	1/pkg	190.00
D NA1612	2.0cc Syringe	1/pkg	335.00

NOVABONE DENTAL PUTTY CLAM SHELL

E NA0610	0.5cc Clam Shell	1/pkg	\$90.00
E NA0660	0.5cc Clam Shell	6/pkg	439.49
E NA0611	1.0cc Clam Shell	1/pkg	170.00
E NA0622	1.5cc Clam Shell	2/pkg	391.99

Buy 6 get 1 FREE Offer, must mention this ad • Offer expires October 31, 2012.



ACE Surgical Supply Co., Inc.
1034 Pearl Street, Brockton, MA

1.800.441.3100 • acesurgical.com



AIT gears up for 2012 Scientific Session

Annual event to take place Oct. 26-28 at the University of South Alabama, College of Medicine

The Academy for Implants and Transplants celebrated its 30th anniversary last year at the annual scientific session and live surgical seminar at the University of South Alabama College of Medicine in Mobile, Ala. These continuous educational seminars were followed by the academy's semi-annual lecture and live surgical seminar in Southern California with Dr. William



Nordquist as the presiding president.

2012 meeting schedule

This year, the meeting will be at the medical school beginning Friday, Oct. 26, with lectures. Saturday, Oct. 27, will be half-day lectures followed by surgery after lunch; and, Sunday, Oct. 28, will have lectures in the morning and surgery after lunch with simultaneous audio and video Q&A with the surgical team.

Comradery and hospitality

Join the live surgical seminar! The Academy for Implants and Transplants is

pleased to bring you its 31st Scientific Session and Live Surgical Seminar in Mobile, Ala. By exclusive contractual agreement, AIT has secured the facilities at the University of South Alabama, College of Medicine to its state-of-the-art surgical suite and giant screen amphitheater lecture hall with laptop computer hook-up.

There will be simultaneous audio/video communication between the audience and the surgeons for questions and answers during all the surgical procedures. Video recordings of all surgeries will be available on request. Last year's surgery videos will be provided free.

Meeting description

This meeting combines lectures and live surgery sessions presented by a group of clinicians who will share their knowledge with the attendees in a scientific and live clinical environment at the University of South Alabama in its amphitheater and surgical suite. Lectures will focus on bone availability using various implant modalities and bone grafting techniques with emphasis on indications and contraindications; selection protocol; surgical procedures for selected implant placement; and prosthetic restoration.

A special program for the surgical assistants, hygienists and entire office staff will be presented simultaneously with the doctors' program in a room adjacent to the surgical suite.

This program is presented by Dr. Sonia Smithson and includes all you need to know about implant dentistry, including what is essential for the staff and for the success of your implant practice, plus the latest information on infection control and CPR.

Meals will be provided throughout the meeting, including daily breakfast at the hotel, lunches, coffee breaks, cocktail party Friday and a hot buffet on Saturday evening.

Meeting objectives

Upon completion of this program, participants will:

- Understand existing types of the various implant modalities and their respective applications
- Understand the indications and contra-indications for the use of the various implant modalities
- Understand computer-guided surgical protocol for the placement of the various implant modalities
- Understand prosthetic protocols for the restoration of the various implant modalities
- Understand when, where and how to select the proper implant modality for the particular situations in which it is to be used

Mission statement

The Academy for Implants and Transplants is a non-profit dental implant organization composed of dentists and allied health professionals with a special interest in the discipline of implant dentistry. Its primary purpose is to represent the interest and welfare of members by protecting their right to engage in all such dental implant procedures for which they are qualified by education, training and experience and to provide a mechanism by which its membership may obtain and sustain the necessary education, training and experience in implant dentistry for the improvement of the general dental health and welfare of patients.

Information and registration

Complete information about the AIT 31st Scientific Session and Live Surgical Seminar, from Oct. 26-28, including registration and membership details, can be found at www.ait-implant.org or by calling (718) 776-3069.

AD

You know how important photographs are to your practice, but you don't know who to turn to for advice. PhotoMed understands your **needs** and can help you choose the right camera. We also include **a** support and loan equipment program for the life of the camera so you have someone to turn to if you have questions.

PhotoMed dental cameras feature the best digital camera equipment available. The Canon G12, Rebel T3i and T4i are great choices.

Choosing a quality **dental** system for your practice doesn't have to be difficult. Call the experts at PhotoMed and we'll help you with all of your **camera** questions.

PhotoMed www.photomed.net • 800.998.7765



Visit the PhotoMed booth at these upcoming meetings:

AAP, Los Angeles - #1107
AAID, Wash. DC - #531
ADA, S. Francisco - #6455
ACP, Baltimore - #101

Meisinger



3rd Annual High Altitude Bone Management Winter Camp 2013

January 30th - February 3rd 2013

Lectures by World Renowned Speakers
Hands-on Training • Parties • Skiing
Topped off with a huge Super Bowl Party!

Up to 24 CE Credits

Speaker Lineup

Dr. Craig Misch

Dr. Sascha Jovanovic

Dr. Scott Ganz

Dr. John Russo

Dr. Dwayne Karateew

Professor Georg-H Nentwig

Dr. Istvan Urban

Dr. Stavros Pelekanos

Dr. Dan Cullum

Dr. Giles Horrocks

Dr. Mitra Sadrameli

World Class Resort

Vail Mountain Marriott
Vail, CO

January 30th - February 3rd 2013



Early Bird Special
\$995

Call **NOW** to receive the Early Bird Special!
1-866-634-7464

Meisinger USA, L.L.C.

7442 South Tucson Way, Suite 130 • Centennial, Colorado 80112 • USA
Tel.: +1 (303) 268-5400 • Fax: +1 (303) 268-5407
www.meisingerusa.com • info@meisingerusa.com

www.meisingerusa.com

Clinical benefits of the Inclusive Tooth Replacement Solution

By Darrin W. Wiederhold, DMD, MS, and
Bradley C. Bockhorst, DMD

A hallmark of the most successful modern clinicians is the ability to strike a balance between a daily load of 12 to 16 patients and maintain the same high standard of care. This is no easy task when it comes to implant cases.

Currently the manufacturer is responsible for the components and the laboratory for the restoration — after receiving the impressions.

Restoratively, that's like erecting a house on an *existing* foundation, limiting the builder. Proper esthetics requires soft tissue contouring that begins at implant placement, making stock components less than ideal.

With the new Inclusive® Tooth Replacement Solution from Glidewell Laboratories, custom-designed temporary components allow for immediate provisionalization specific to each patient, and a matching custom impression coping communicates the final gingival architecture to the laboratory.

Add the implant, surgical drills, prosthetic guide, final custom abutment and final BruxZir® Solid Zirconia restoration (Glidewell), and the clinician receives all the components necessary to place, provisionalize and restore the implant.

The Inclusive Tooth Replacement Solution supports a streamlined workflow that ensures predictability and long-term success. Armed with the end game in mind and the tools and road map to get there, experienced and novice clinicians alike can place and restore dental implants with greater confidence than ever before.

Implant treatment workflow

- Consultation and data collection
- Day of surgery protocol
- Healing phase
- Restorative phase: final impressions
- Delivery of final prosthesis

Consultation and data collection

For single-tooth replacement or full-mouth rehabilitation, comprehensive treatment planning is paramount. You'll need:

- Full-arch upper/lower impressions (PVS)
- Bite registration
- Full-mouth radiographs (panoramic and CBCT scan, as needed). *NOTE: If you do not have a CBCT scanner, refer patient to an imaging center.*
- Shade match of existing dentition
- Preoperative photos

Once you've selected a diameter and length of implant, forward the diagnostic materials (impressions, models, bite registration, shade, implant size) to Glidewell for fabrication of the custom components. The laboratory will pour and articulate the models and assemble



Fig. 1: Inclusive Tooth Replacement Solution.
Photos/Provided by Drs. Darrin Wiederhold and Bradley Bockhorst



Fig. 2: Prosthetic guide, custom temporary abutment, BioTemps provisional crown, custom healing abutment and custom impression coping.



Fig. 3: Inclusive Tapered Implant and disposable surgical drills



Fig. 4: Final Inclusive Custom Abutment and final BruxZir or IPS e.max crown

the components, delivered to you in an all-inclusive box (Fig. 1), including:

- Prosthetic guide (Fig. 2a)
- Custom temporary abutment (Fig. 2a)
- BioTemps® provisional crown (Glidewell) (Fig. 2a)
- Custom healing abutment (Fig. 2a)
- Custom impression coping (Fig. 2a)
- Surgical drills (Fig. 2a)
- Inclusive Tapered Implant (Glidewell) (Fig. 2a)

Day of surgery protocol

Place the box contents alongside your usual surgical armamentarium. Confirm that the prosthetic guide fits snugly around the teeth. Visually confirm that the proposed location of the implant osteotomy correlates with your planned location.

After placing the implant, decide based on the level of primary stability whether to place the custom healing abutment or the custom temporary abutment and accompanying BioTemps crown. Either option will begin sculpting the soft-tissue architecture around the implant to develop the future emergence profile.

If there is adequate attached tissue,

use a tissue punch to remove the soft tissue over the osteotomy site; otherwise, reflect a flap.

Note that the margin of the custom temporary abutment is set at approximately 2 mm.

Depending on the thickness of the soft tissue, the abutment can be adjusted and BioTemps crown relined. The custom healing abutment or BioTemps crown *must* be 1 mm to 1.5 mm out of occlusion to avoid occlusal stress.

Store custom impression coping with patient chart for the restorative phase.

Healing phase

Schedule monthly follow-up appointments to ensure osseointegration is progressing and to adjust the provisional restoration.

Restorative phase: final impressions

Upon successful osseointegration, the restorative phase begins. Contours of the custom impression coping match those of the custom healing abutment or custom temporary abutment, so it's simple to remove the custom abutment, seat the impression coping and take an accurate

full-arch final impression using a closed-tray or open-tray.

Complete a simple prescription form included with the original box, select your final custom abutment and final shade for your BruxZir or IPS e.max® (Ivoclar Vivadent; Amherst, N.Y.) restoration and simply forward these items to Glidewell. There are no additional laboratory fees.

Delivery of final prosthesis

On the day of delivery, remove the custom temporary abutment and clean *all* debris from inside and around the implant. Try in the final Inclusive Custom Abutment (Glidewell) and BruxZir or IPS e.max crown (Fig. 3). Check the contours, contacts and occlusion and adjust as needed.

The final occlusion should be light on the implant-retained crown, with forces directed along the long axis to minimize lateral forces. The abutment screw is tightened to 35 Ncm, head of the abutment screw covered, and crown cemented. All excess cement *must* be removed. Instruct your patient about home care, and set a recall schedule.

Immediate temporization can be simple and convenient

New **INCLUSIVE**® TRS OPEN PLATFORM

NOW COMPATIBLE WITH MORE
IMPLANT SYSTEMS

\$695*

Includes everything
you need to restore
a missing tooth



Inclusive Tapered
Implant and final drill
included
FREE



USE YOUR OWN IMPLANT

- AstraTech® OsseoSpeed®
- Biomet 3i® Certain® & External Hex (4.1mm)
- Nobel Biocare® Brånemark System®, NobelActive® & NobelReplace®
- Straumann® Bone Level®
- Zimmer® Screw-Vent®

In the event that your implant needs replacement, we include a backup Inclusive Tapered Implant and final drill for your peace of mind.

Complete case includes:


- Prosthetic guide
- Inclusive Tapered Implant and final drill
- BioTemps® Tissue Contouring Solution
 - Custom healing and temporary abutments
 - Custom provisional crown
 - Custom impression coping
- Inclusive® Custom Abutment and BruxZir® Solid Zirconia or IPS e.max® crown (delivered separately)

*Price does not include shipping. # Not a trademark of Glidewell Laboratories. The implant shown is NobelReplace.

FOR MORE INFORMATION
888-974-5368
www.glidewell dental.com

 **GLIDEWELL
LABORATORIES**

Premium Products - Outstanding Value



The Inclusive Tooth Replacement Solution now supports most major implant systems, enabling you to take advantage of its many benefits with your implant of choice. This all-in-one, restorative-based solution includes everything needed to restore a missing tooth. Patient-specific healing, temporary and impression components ensure ideal soft tissue contours are created from the day of implant placement.



WHILE DENTISTS WORLDWIDE
HAVE APPLAUDED ZEST LOCATOR'S
OUTSTANDING PERFORMANCE,
YOUR REQUESTS HAVE
DRIVEN OUR NEXT ACT.



CATCH THE PREVIEW.

Log onto www.zestanchors.com/sneakpeek/it and
raise the curtain to see our new innovative product.

MIS Implants now offers new conical connection implant

MIS Implants Technologies has recently launched the new C1 implant system. This new C1 system brings a combination of proven and innovative design features to market, including a conical connection and abutments that utilize a platform-switching concept.

The 6-degree conical connection ensures a secure fit between the abutment and implant. By minimizing micro-movement at that junction bone loss at the crestal level is reduced. There is a six-position cone index within the conical connection to help orient the implant during insertion as well as placing the abutment into the proper position.

Implants, abutments and tools are color-coded according to platform size for easy identification. The standard platform refers to the 3.75 and 4.2 mm diameter implants, while the 5 mm diameter implant is the wide platform. Lengths for all of the diameters come in 8, 10, 11.5, 13 and 16 mm.

The C1 implant (as all of the MIS implants) is made from a titanium alloy that contains titanium, aluminum and vanadium known as Ti-6Al1-4V-ELI (Grade 23). This alloy has excellent fatigue strength and is highly biocompatible. Similar to commercially pure titanium implants (Grades 1-4), the outer surface of these implants consists of a thin layer of pure titanium oxide (TiO₂).

The unique geometry of the C1 implant encourages primary stability with mild bone compression at the upper 2/3 of the implant. The final drill, used during preparation of the osteotomy, is designed to drill in such a way to allow less compression by the threads at the apical third of the implant, which will enable rapid bone growth in that area. These two characteristics have been put in place to minimize the period of time between initial mechanical stability and long-term biologic stability.

Platform switching is a restorative concept that has been shown to minimize crestal bone loss. It has been theorized that moving the junction of the implant/abutment connection away from the outer edge of the implant platform reduces the bacterial component that could lead to loss of vertical height. For those clinicians who prefer to utilize platform switching in the restorative phase, the C1 abutments have been designed to allow this.

As with other MIS Implant products, the surface treatment consists of both large particle blasting and acid etching. This not only creates micro- and nano-surface morphology, but also ensures a high-quality, contaminant-free surface that has been shown to achieve superb osseointegration results. The apex of the C1 implants is dome-shaped to help prevent damage to the mandibular nerve, as well as avoiding perforation of the sinus membrane.

Packaged with each C1 implant is a sterile, single-use final drill, a cover screw and a temporary PEEK abutment. Each implant (including these additional components) is sold for \$249.

MIS Technologies is headquartered in

Fair Lawn, N.J. To contact the local representative in your area or to receive more information about the C1 or other MIS products, call (866) 733-1333. Additional information is also available at www.misimplants.com.




Photo/Provided by MIS Implants Technologies

C1 Implant System.


AD



A Conical Connection Implant




All C1 implants, superstructures and tools are color coded to simplify platform identification.



Platform Switching
Promotes vital soft tissue growth and reduces bone resorption



Micro Rings
Improve the bone to implant contact at the crestal zone by increasing surface area



Dual Thread Design
Increases bone to implant contact, reinforces osseointegration and enhances primary stability



Surface Treatment
Creates an osseointegrative morphology and achieves superb osseointegration results



Visit us: **AAP Booth #317 | AAID Booth #301**
 Priced at \$249⁰⁰, each C1 implant is packaged with a single use final drill, cover screw, and PEEK abutment. To learn more about MIS, visit our website: www.misimplants.com or call:
866-797-1333 (toll-free)

