

IMPLANT TRIBUNE

— The World's Dental Implant Newspaper • U.S. Edition —

MAY 2014 — Vol. 9, No. 5

www.dental-tribune.com

Could chewing gum prevent implant failure in the future?



Gum may help patients detect if or when an implant is failing in the future. Photo/www.freemages.com

German researchers aim to develop special chewing gum

By Dental Tribune International

About 6 to 15 percent of patients suffer from peri-implantitis, inflammation that destroys soft and hard tissue surrounding the implant after placement. Researchers from Germany have announced they are planning to develop a chewing gum that releases a bitter flavor in the presence of peri-implantitis-specific enzymes. With their invention, they hope to accelerate diagnosis of the disease.

It is known that the concentration of matrix metalloproteinase-8, an enzyme

that is also responsible for periodontitis, increases significantly when inflammation around the dental implant arises.

Prof. Lorenz Meinel from the Institute of Pharmacy and Food Chemistry at the University of Würzburg explained that this increase could be identified through a special chewing gum using a small peptide chain that is bound to a bitter-tasting compound.


Once enzyme concentrations in a patient's saliva exceed a certain level owing to complications with the implant, the peptide chain will snap, releasing the bitter compound.

In the future, special chewing gum

could be part of postoperative care, in addition to routine check-ups. Patients would have to contact their dentist upon recognizing the bitter taste.

In addition to the development of the chewing gum, the researchers are considering developing a coating that uses the peptide chain system and can be applied to the implant directly.

The project will be carried out in collaboration with Swiss dental implant manufacturer Thommen Medical and various other European companies and scientific institutions. The research has received funding of €1 million for two years from the European Union.



Dr. Peter M. Loomer has been appointed chairman of NYU's Ashman Department of Periodontology and Implant Dentistry. Photo/Provided by NYUCD, Leo Sorel

Dr. Loomer named perio chair at NYUCD

Peter M. Loomer, DDS, PhD, an internationally recognized authority in the fields of periodontology and implant dentistry, has been appointed chairman of the Ashman Department of Periodontology and Implant Dentistry at the NYU College of Dentistry. Loomer will continue to serve as director of global health for oral health sciences at the NYU Global Institute of Public Health.

"Dr. Loomer's passion and dedication to global oral health has led him to promote oral health research, education and patient care initiatives at the national and international levels," said Charles N. Bertolami, DDS, DMedSc, Herman Robert Fox Dean and professor of oral and maxillofacial surgery at NYU. "As chairman, he will be responsible for shaping the future of periodontal and implant education at both the pre- and postdoctoral levels. Please join me in congratulating Dr. Loomer and wishing him every success in his new position."

Since June 2013, Loomer has served as director and clinical professor of periodontology as well as director of global health for oral health sciences at the NYU Global Institute of Public Health. Prior to joining NYUCD, he was professor of clinical affairs at the UCSF School of Dentistry, where he served with distinction as director of predoctoral periodontology, vice-chair of the division of periodontol-

► See LOOMER, page B2

• LOOMER, Page B1

ogy, chairman of the education committee and, previously, of the faculty council, and director of clinical affairs in the division of periodontology. Loomer holds a DDS degree, a certificate in periodontics and a PhD in cell and tissue biology, all from the University of Toronto. His research interests include the oral microbiome, bone cell biology and periodontal regeneration.

A board-certified periodontist and prolific author, Loomer has served in many

roles in organized dentistry, including chair and councilor of the American Dental Education Association (ADEA) Section on Periodontics, president of the American Association for Dental Research (AADR) San Francisco Division, the American Academy of Periodontology Patient Benefits and Advocacy and Education committees, the Joint Commission on National Dental Board Examinations Test Construction Committee and the Commission on Dental Accreditation. His research has been funded by the NIH and the Gates Foundation.

‘Dr. Loomer’s passion and dedication to global oral health has led him to promote oral health research, education and patient care initiatives at the national and international levels.’

Study finds that shorter waiting time between dental procedures is adequate

Two surgeries are frequently required for tooth replacement with dental implants; however, clinicians must allow for adequate healing time between the procedures. Most patients want to minimize the overall recovery time and thus desire the surgeries be done close together. A study in the Journal of Oral Implantology

looks specifically at healing times between the two dental procedures involving tooth replacement.

With tooth loss, the jawbone can shrink, making it impossible to replace the missing teeth with dental implants without risk of nerve or sinus damage. An additional surgery may be required to assure

About New York University College of Dentistry

New York University College of Dentistry (NYUCD) is the third oldest and the largest dental school in the United States, educating more than 8 percent of all dentists. NYUCD has a significant global reach and provides a level of national and international diversity among its students that is unmatched by any other dental school, the school’s administration asserts.

For more information, please visit www.nyu.edu/dental.

that adequate jawbone height and width are available for implant placement.

The study looks at 14 patients who underwent two procedures involving tooth replacement. In the first procedure, patients received a bone substitute, composed from nanocrystalline hydroxyapatite, which was grafted into the patient’s jaw. This synthetic material provided scaffolding for new bone growth, expanding into patients’ upper jawbone. Half of the patients then waited three months while the other half waited six months before undergoing the second procedure, placement of the dental implant(s).

The study found similar results among patients three years after the dental implants, whether patients waited three or six months between procedures. The 14 patients collectively received 24 implants in the upper jaw, and only one patient lost an implant. No implants were loose and only a few showed signs of plaque or changes to soft tissue.

The authors conclude that synthetic bone seems to need only three months to become secure enough for dental implants to be placed successfully in the jaw. The additional three months between surgical procedures had no significant long-term effect among the studied patients.

Full text of the article “Nanocrystalline hydroxyapatite-based material contributes to implant stability after three months: A clinical and radiological 3-year follow-up investigation,” Journal of Oral Implantology, Vol. 40, No. 1, 2014, is now available online.

About Journal of Oral Implantology

The Journal of Oral Implantology is the official publication of the American Academy of Implant Dentistry. It is dedicated to providing valuable information to general dentists, oral surgeons, prosthodontists, periodontists, scientists, clinicians, laboratory owners and technicians, manufacturers and educators. The JOI distinguishes itself as the first and oldest journal in the world devoted exclusively to implant dentistry. For more information about the journal or society, visit www.joionline.org.

IMPLANT TRIBUNE

PUBLISHER & CHAIRMAN

Torsten Oemus t.oemus@dental-tribune.com

PRESIDENT/CHIEF EXECUTIVE OFFICER

Eric Seid e.seid@dental-tribune.com

GROUP EDITOR

Kristine Colker k.colker@dental-tribune.com

MANAGING EDITOR IMPLANT TRIBUNE

Sierra Rendon s.rendon@dental-tribune.com

MANAGING EDITOR

Fred Michmershuizen
f.michmershuizen@dental-tribune.com

MANAGING EDITOR

Robert Selleck, r.selleck@dental-tribune.com

PRODUCT/ACCOUNT MANAGER

Humberto Estrada
h.estrada@dental-tribune.com

PRODUCT/ACCOUNT MANAGER

Drew Thornley
d.thornley@dental-tribune.com

PRODUCT/ACCOUNT MANAGER

Will Kenyon
w.kenyon@dental-tribune.com

MARKETING DIRECTOR

Anna Kataoka
a.kataoka@dental-tribune.com

EDUCATION DIRECTOR

Christiane Ferret c.ferret@dtstudyclub.com

Tribune America, LLC
116 West 23rd Street, Suite 500
New York, NY 10011
Phone (212) 244-7181
Fax (212) 244-7185

Published by Tribune America
© 2014 Tribune America, LLC
All rights reserved.

Tribune America strives to maintain the utmost accuracy in its news and clinical reports. If you find a factual error or content that requires clarification, please contact Managing Editor Sierra Rendon at s.rendon@dental-tribune.com.

Tribune America cannot assume responsibility for the validity of product claims or for typographical errors. The publisher also does not assume responsibility for product names or statements made by advertisers. Opinions expressed by authors are their own and may not reflect those of Tribune America.

EDITORIAL BOARD

Dr. Pankaj Singh
Dr. Bernard Touati
Dr. Jack T. Krauser
Dr. Andre Saadoun
Dr. Gary Henkel
Dr. Doug Deporter
Dr. Michael Norton
Dr. Ken Serota
Dr. Axel Zoellner
Dr. Glen Liddelow
Dr. Marius Steigmann

Corrections

Implant Tribune strives to maintain the utmost accuracy in its news and clinical reports. If you find a factual error or content that requires clarification, please report the details to Managing Editor Sierra Rendon at s.rendon@dental-tribune.com.

Tell us what you think!

Do you have general comments or critique you would like to share? Is there a particular topic you would like to see featured in Implant Tribune? Let us know by e-mailing feedback@dentaltribune.com. We look forward to hearing from you! If you would like to make any change to your subscription (name, address or to opt out), please send an e-mail to c.maragh@dental-tribune.com and be sure to include which publication you are referring to. Also, please note that subscription changes can take up to six weeks to process.

AD

33º CIOSP
SÃO PAULO
INTERNATIONAL
DENTAL MEETING
Brazil
JANUARY 22-25, 2015

SÃO PAULO | 2015

www.ciosp.com.br
secretaria.doc@apcd.org.br
APCD - São Paulo State Dental Association - www.apcd.org.br

Organizer: apcd
Sponsor: dti
International Member: fdi

Restoring quality of life

Patients rely on you in order to eat, speak, and smile with confidence. It can be said, you are actually restoring quality of life.

To succeed, you need technology that is well founded and documented in science. That is why we only deliver premium solutions for all phases of implant therapy, which have been extensively tested and clinically proven to provide lifelong function and esthetics.

Moreover, with an open-minded approach, we partner with our customers and offer services that go beyond products, such as educational opportunities and practice development programs.

Reliable solutions and partnership for restoring quality of life ... because it matters.

www.dentsplyimplants.com

 **DENTSPLY**
IMPLANTS

ANKYLOS®

ASTRA TECH
IMPLANT SYSTEM

XiVE

ATLANTIS™

SIMPLANT®

SYMBIOS

NEW!

InterActive™

Simply Smarter Surgery

Neck Matched to Major Diameter

- Seals opening at crest of ridge reducing need for bone grafting

Micro-threads and Grooves

- Micro-grooves to improve soft tissue attachment and micro-threads to increase stability and reduce stress in crestal bone area

Cutting Edge of Grooves Face Clockwise

- Three long grooves for self-tapping insertion

Apical 1/3rd Tapers 2°

- Slight body taper increases initial stability without over-compression and facilitates self-tapping insertion in dense bone

Rounded Apex

- Reduces risk during insertion of implant diverging from path created by drilling and the risk of sinus perforation



✓ **Reality Check**
Nobel Customers
Save \$553!



All-in-1 Packaging

Includes implant, cover screw, healing collar & new fixture-mount that provides simply accurate impression taking as well as functions as a preparable abutment.
– \$225 SBM, \$250 SBActive™ surface

InterActive Implants compatible with NobelActive™ titanium abutments up to 15° angulation.
Straight titanium, straight titanium, and 15° angled titanium abutments.
Price comparisons based upon US list prices as of June 2013. All trademarks are property of their respective companies.
US list price for NobelActive with cover screw, impression coping, healing abutment & abutment.
Measurements based upon 4.5mm diameter, 1.5mm length implants. Dimensions can vary.

NobelActive® Compatible Conical Connection¹ with Significant Design, Surgical, Packaging and Price Advantages

IQity Impression Technique™

Patent pending fixture-mount design provides:

- The ease of a closed-tray impression
- The accuracy of an open-tray impression
- The versatility to create impression at either implant-level or abutment-level

Simply Smarter Restorations

Matched Concave Transgingival Profile on Abutments & Components

- Shape soft tissue for improved esthetics

Compatible Abutments with Longer Hex/Shorter Bevel²

- Reduce the need to confirm seating with X-rays

Two Color-coded Implant Platforms for Four Implant Diameters

- Restore more implants with a smaller prosthetic inventory and easily identify the correct size



CAD/CAM customized abutments with Straumann original implant connections now available to 3Shape Dental System users

3Shape, a global leader in 3-D scanners and CAD/CAM software solutions, and Straumann, a global leader in implant, restorative and regenerative dentistry, recently announced the official release of new software capabilities that enable users of 3Shape's Dental System™ to design and order customized zirconia or titanium abutments with Straumann original implant connections.

The two companies have worked to-

gether to integrate Straumann® CARES® libraries in 3Shape's Dental System software, enabling dental technicians to use the 3Shape Dental System to design abutments and a range of customized prosthetics — including cobalt chromium alloy (coron®), zirconium dioxide (zerion®) and various full-contour materials. These can be ordered with an original Straumann connection from Straumann's global production facilities.

"Straumann is a leading implant manufacturer, and many labs are steadfast users of both the 3Shape CAD/CAM Dental System and Straumann abutments," said Flemming Thorup, president and CEO at 3Shape. "3Shape Dental System users can now design highly esthetic and functional customized abutments and send them directly for manufacturing at Straumann — thereby introducing a wider range of choices for dentists and their patients."

Steve Sheehan, vice president of Straumann's Lab Division, North America, commented: "A growing number of surgeons are putting a high value on the importance of placing original components on their implant of choice. They are realizing that the consequences of placing third-party abutments are a high price to pay in terms of voiding the manufacturers' warranty, lost chair time and lost revenue for both the laboratory and the restorative dentist. To help our surgeons ensure that they can access original components, we are pleased to now provide access to Straumann's portfolio of best-in-class abutments and prosthetics to owners of the 3Shape Dental System."

The original Straumann libraries are currently available. Existing 3Shape users who wish to benefit from this opportunity can contact Straumann for information on obtaining the libraries. Availability depends on the specific 3Shape system configuration. Further information about this opportunity, as well as 3Shape scanners, 3Shape software and libraries, is available from 3Shape distributors.

About Straumann

Straumann — a global leader in implant dentistry offering surgical, restorative, regenerative and digital solutions for the dental and lab business — is a pioneer of innovative technologies. The company says it's committed to "Simply Doing MoreSM" for dental professionals and patients. With world-class customer service, skilled technical support and a team of professionals available to you, the company's vision is to be the commercial partner of choice in implant, restorative and regenerative dentistry. To learn more, visit www.straumann.us or www.straumann.us/connectivity.

About 3Shape

3Shape is a Danish company specializing in the development and marketing of 3-D scanners and CAD/CAM software solutions designed for the creation, processing, analysis and management of high-quality 3-D data for application in complex manufacturing processes. 3Shape envisions the age of "full digital dentistry," and its 400 employees, including more than 175 developers, provide innovation power toward reaching this goal. 3Shape's solutions empower dental professionals through automation of real workflows, and its systems are applied in thousands of labs in more than 100 countries, putting 3Shape at the peak of the market in relation to units produced per day by dental technicians, according to the company. 3Shape is headquartered in Copenhagen, with business development and support offices at several locations in Europe, North America, Latin America and in Asia. To learn more about 3Shape, visit www.3shapedental.com, www.facebook.com/3shape or view the mobile site on m.3shapedental.com.

AD



ICOI Summer Implant Prosthetic Symposium

CHICAGO

Illinois

August 21-23, 2014

Hyatt Regency McCormick Place Hotel and Convention Center




The theme for this meeting will be "Implant Failures"
Pre-Symposium Courses: Thursday Morning, August 21, 2014
Train your team with our 2½ day Auxiliary Program with certifications

**For more information contact the ICOI Central Office at
(973) 783-6300 or visit our website at www.icoi.org**

ADA CERP® Continuing Education
ICOI is an ADA CERP Recognized Provider. ADA CERP is a service of the American Dental Association to assist dental professionals in identifying quality providers of continuing dental education. ADA CERP does not approve or endorse individual courses or instructors, nor does it imply acceptance of credit hours by boards of dentistry. Concerns or complaints about CE provider may be directed to the provider or to ADA CERP at www.ada.org/cerp.



ICOI is designated as an Approved PACE Program Provider by the Academy of General Dentistry. The formal continuing education programs of this program provider are accepted by AGD for Fellowship, Membership and membership maintenance credit. Approval does not imply acceptance by a state or provincial board of dentistry or AGD endorsement. The current term of approval extends from April 1, 2014 to March 31, 2018. Provider ID# 217378.

Photos courtesy of the Chicago Tourism Bureau, Todd Rosenberg, Ron Schraen & Mike Gustafson



Dual Stability Mechanism

High primary and mechanical stability combines with accelerated osseointegration, for rapid biological stability




Color Coding

For simple and immediate identification of platform size during procedures.



Platform Switching

Minimizing bone resorption and allowing more vital growth of soft tissue.



A Conical Connection Implant MAKE IT SIMPLE

MIS[®] USA **C1**

The C1 implant system is the result of an extensive research and development process that offers a unique combination of surgical and restorative benefits; a differential thread design to ensure superior initial stability in different clinical situations, platform switching and a conical connection. To learn more, visit our website: www.misimplants.com or call us: **866-797-1333 (toll-free)**



BIOMET 3i announces new strategic portfolio products and unveils its solutions strategy

BIOMET 3i now distributes NeoBiotech's Implant Removal Kit, far right, as well as the ZEST LOCATOR Over-Denture Implant System (LODI).

Photos/Provided by BIOMET 3i



By BIOMET 3i Staff

BIOMET 3i is pleased to announce that it has secured rights to distribute new strategic portfolio products in order to deliver new multiple technology system solutions designed to help clinicians achieve optimal patient care.

BIOMET 3i has signed an agreement to distribute the ZEST LOCATOR® Over-Denture Implant (LODI) System, which provides a less-invasive alternative for patients who have limited bone volume but still desire dental implant-retained partial or full arch prostheses.

The company has also secured an agreement with Dr. Stephen Chu, Dr. Mark Hochman and Adam Mieleszko to market and distribute a patented and innovative product designed for esthetics that is in the main stream of its development.

Finally, BIOMET 3i has agreed to distribute NeoBiotech's Implant Removal Kit, which is designed specifically for dental implant placers who encounter peri-implant complication cases requiring removal of an implant from an infected site. The removal kit will allow users to atraumatically remove implants from multiple implant systems so that the clinician can consider retreatment with an implant designed to mitigate peri-implantitis (for example, the 3i T3® Implant).

BIOMET 3i President Bart Doedens explained that these new portfolio products, together with a series of planned new technology introductions, will allow the company to focus on commercializing the following strategic system solutions: sustainable esthetics, full-arch rehabilitation and peri-implant health management.

"We are taking the right steps to align ourselves with the treatment solutions our customers need and want for their patients," Doedens said. "It is no longer just about the 'products' you sell. Our doctors want solutions so that they can better treat their patients who continue to expect faster, longer lasting and esthetically optimal treatment. We are focused on the entire solution and not just the bits and pieces. There's more to implant dentistry than that."

About BIOMET 3i

BIOMET 3i is a leading manufacturer of dental implants, abutments and related products. Since its inception in 1987, BIOMET 3i has been on the forefront in developing, manufacturing and distributing oral reconstructive products, including dental implant components and bone- and tissue-regenerative materials. The company also provides educational programs and seminars for dental professionals around the world. BIOMET 3i is based in Palm Beach Gardens, Fla., with operations throughout North America, Latin America, Europe and Asia-Pacific. For more information about BIOMET 3i, visit www.biomet3i.com or contact the company at (800) 342-5454; outside the United States, dial (561) 776-6700.

AD

**AMERICAN ACADEMY
OF IMPLANT
DENTISTRY**

*Practical Education
for the Practicing
Implant Dentist™*

**18 hours of implant-specific
Continuing Education**

Learn about:

- Digital implant dentistry
- Soft tissue management
- Esthetics
- Simplification
- Complications

**Learn from world-class
presenters and your
colleagues from throughout
the world**

Save \$200
if you register by March 31, 2014



AAID
Excellence in Implant Education
for the 63rd Year
www.aid.com

ANNUAL EDUCATIONAL CONFERENCE

Implant Dentistry More than Magic



NOV 5-8
2014

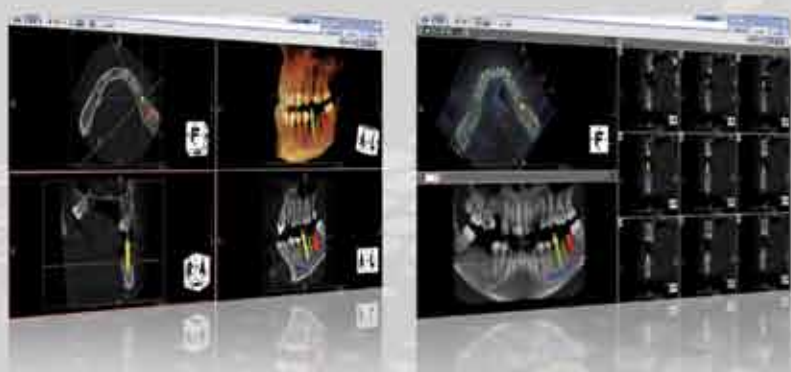
HYATT REGENCY ORLANDO
(formerly The Peabody Orlando)

ORLANDO
FLORIDA

DENTAL IMAGING MADE EASIER

PreXion3D Eclipse includes
the PreXion3D Viewer software

- Diagnose patients with more detail and clarity
- Present cases more confidently, increased acceptance
- Create the WOW factor with patients



Software Features

Multi-Data – PreXion Exclusive!

- Load multiple patient scans on a single screen
- Synchronize pre and post operative scans and detect differences, slice-by-slice

3D Video Clip Maker

- Quickly capture 3D animated video clips for patient education, case acceptance and lecture presentations
- Increase case acceptance through better patient understanding

