

# IMPLANT TRIBUNE

The World's Dental Implant Newspaper · U.S. Edition

SEPTEMBER 2009

www.implant-tribune.com

VOL. 4, No. 9



**Materialise's new product**  
With new SimPlant software,  
you get 'Crystal' clear results

▶Page 2B



**New ITI president**  
International Team for  
Implantology has new leader

▶Page 6B



**Astra setting standards**  
System helps optimize  
marginal bone maintenance

▶Page 17B

## AAID: Why save bad teeth? Dental heroics unnecessary

### Dental implants increasingly preferred

For years, it was common practice for dentists to perform repeat root canals and other procedures to save teeth compromised by extensive decay, gum disease and bone loss. Today, the American Academy of Implant Dentistry (AAID) said times have changed and patients should forego prolonged dental heroics to save failing teeth and replace them with long-lasting dental implants.

"There really is no justification for undergoing multiple endodontic or periodontic procedures, and enduring the pain and financial burden, to save a diseased tooth," said John Minichetti, DDS, speaking for the AAID. "The days are over for saving teeth till they fall out. Preserving questionable teeth is not the best option from both oral health and cosmetic perspectives."

Losing a tooth is an emotional decision and patients must clearly understand the oral health and cosmetic implications of preserving questionable teeth. Even

→ page 4B

## JOP study compares alveolar bone reconstruction methods

Endosseous implants fare equally well after either distraction osteogenesis or autogenous bone grafting, according to a new report published in the September 2009 issue of the Journal of Oral Implantology.

Following alveolar reconstruction, endosseous implants support and retain the prosthesis.

Therefore, it is important for the method of alveolar reconstruction to be highly compatible with the subsequent implantation.

The authors conducted a retrospective analysis to determine whether distraction osteogenesis or autogenous bone grafting offers a greater chance of clinical success.

The authors included 82 consecutive patients from the patient

population of Loma Linda University in a retrospective analysis of the two alveolar reconstruction techniques and the subsequent endosseous implantation.

All patients had been evaluated for implant success in a 36- to 61-month follow-up. Implants preceded by autogenous bone grafts had a success rate of 97 percent, and those preceded by distraction osteogenesis had a success rate of 98 percent. There was no statistical difference between the two methods.

To read the entire article, "Implant Success in Distracted Bone Versus Autogenous Bone-Grafted Sites," visit: <http://www2.allenpress.com/pdf/orim-35-04-196-200.pdf>

### About the Journal of Oral Implantology

The Journal of Oral Implantology is the official publication of the American Academy of Implant Dentistry and of the American Academy of Implant Prosthodontics. It is dedicated to providing valuable information to general dentists, oral surgeons, prosthodontists, periodontists, scientists, clinicians, laboratory owners and technicians, manufacturers and educators. The JOI distinguishes itself as the first and oldest journal in the world devoted exclusively to implant dentistry.

To learn more about the American Academy of Implant Dentistry, visit [www.aaid-implant.org/index.html](http://www.aaid-implant.org/index.html).

## ICOI's World Congress XXVI in Canada

By Sierra Rendon, Managing Editor

It was a weekend of learning and growing at the International Congress of Oral Implantologists (ICOI) World Congress XXVI, 12th annual IPS Symposium and 12th Congress of the Asia

→ page 8B

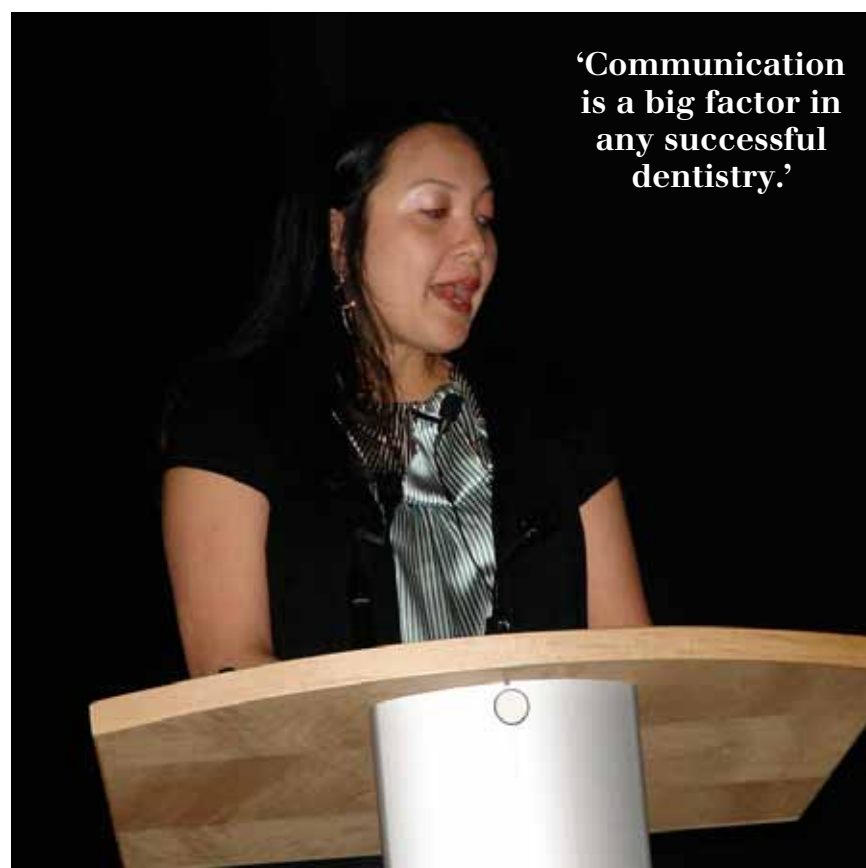
AD

**Dental Collab** BETA  
FIRST MONTH FREE  
CODE: ITDC09

CREATE,  
SHARE,  
COLLABORATE.

Connect your treatment workspaces with dental professionals invited to join your private network from around the globe.

[www.DentalCollab.com](http://www.DentalCollab.com)



**'Communication is a big factor in any successful dentistry.'**

Dr. Natalie Wong speaks on 'Destination ... Digital! From Plans, Scans and Now, Digital Impressions' at the ICOI World Congress in Vancouver.

# Materialise Dental launches SimPlant Crystal

Materialise Dental has launched its latest software version: SimPlant® Crystal.

With SimPlant Crystal, clinicians obtain crystal clear images from CT and cone-beam scanners, resulting in even better implant treatment planning. And that's not all. SimPlant Crystal now also provides a link to DentalPlanit®, a brand new Web site where clinicians can collaborate 24/7 with local imaging centers and other

partners to quick start their case planning.

When it comes to implant treatment planning, clinicians need images of unrivaled clarity to work with. SimPlant Crystal gives clinicians high-definition images, originating from CT and cone-beam scanners, hence offering even more accurate bone density evaluation and allowing for easier identifica-

→ **IT** page 6B



SimPlant Crystal offers practitioners unrivaled clarity.

AD

## Are your patients waiting for their molars?

Immediate implant placement in a molar socket.



Courtesy Dr. A. Hattingh (Perio) • MAX Implant 2 year post op

### MAX Dental Implant System



Southern Implants Corporate Office  
5 Holland Building 209 Irvine, CA 92618 Toll Free 866 700-2100 Tel 949 273-8505  
www.southernimplants.us ©2009 Southern Implants Inc. All rights reserved.

Please visit us at  
**Booth #347**

## IMPLANT TRIBUNE

The World's Newspaper of Implantology · U.S. Edition

### Publisher & Chairman

Torsten Oemus  
t.oemus@dental-tribune.com

### Vice President Global Sales

Peter Witteczek  
p.witteczek@dental-tribune.com

### Chief Operating Officer

Eric Seid  
e.seid@dental-tribune.com

### Group Editor & Designer

Robin Goodman  
r.goodman@dental-tribune.com

### Editor in Chief

Sascha A. Jovanovic, DDS, MS  
sascha@jovanoviconline.com

### Managing Editor/Designer

Implant & Endo Tribunes  
Sierra Rendon  
s.rendon@dental-tribune.com

### Managing Editor/Designer

Ortho Tribune & Show Dailies  
Kristine Colker  
k.colker@dental-tribune.com

### Online Editor

Fred Michmershuizen  
f.michmershuizen@dental-tribune.com

### Account Manager

Humberto Estrada  
h.estrada@dental-tribune.com

### Marketing Manager

Anna Wlodarczyk  
a.wlodarczyk@dental-tribune.com

### Marketing & Sales Assistant

Lorrie Young  
l.young@dental-tribune.com

### C.E. Manager

Julia Wehkamp  
j.wehkamp@dental-tribune.com

Dental Tribune America, LLC  
213 West 35th Street, Suite 801  
New York, NY 10001  
Phone: (212) 244-7181, Fax: (212) 244-7185



Published by  
Dental Tribune America

© 2009, Dental Tribune International GmbH. All rights reserved.

Dental Tribune makes every effort to report clinical information and manufacturer's product news accurately, but cannot assume responsibility for the validity of product claims, or for typographical errors. The publishers also do not assume responsibility for product names or claims, or statements made by advertisers. Opinions expressed by authors are their own and may not reflect those of Dental Tribune International.

### Editorial Advisory Board

**Dr. Sascha Jovanovic, Editor in Chief**

Dr. Bernard Touati

Dr. Jack T. Krauser

Dr. Andre Saadoun

Dr. Gary Henkel

Dr. Doug Deporter

Dr. Michael Norton

Dr. Ken Serota

Dr. Axel Zoellner

Dr. Glen Liddelow

Dr. Marius Steigmann



# Osteocele®

*The Future Is Now.*

## A Bone Matrix Product Containing Stem Cells.

### The Properties of Autograft without Associated Risks

The proprietary processing technology that produces Osteocele® results in a viable bone matrix product that preserves the native stem cells found in marrow rich bone. It is the only product available today that has the desired beneficial properties of autograft - osteoconduction, osteoinduction and osteogenesis — and that allows surgeons to provide their patients with optimal bone growth conditions without the added risk and cost of a secondary procedure.

### Low Immunogenicity

Mesenchymal stem cells are IMMUNE-PRIVILEGED cells that do not stimulate a cellular immune response. Osteocele does not activate T cell proliferation, as shown *in vitro* from Mixed Lymphocyte Reaction (MLR) testing.

### Histologic Evidence

Positive clinical use of Osteocele since 2005 demonstrates bone-forming ability. Histology from a human sinus augmentation study using Osteocele shows substantial vital bone content at 16 weeks, with very low residual graft material.<sup>1</sup>

### Bone Formation

Stem cells contained in Osteocele are capable of differentiating into bone cells. Every lot of Osteocele is tested for bone forming potential.

### Viable Cell Content

The osteogenic potential arises from the stem cells in Osteocele. Following processing of marrow-rich bone, release testing demonstrates osteogenic potential according to the following criteria:

- Rich supply of stem cells: Greater than 50,000 cells/cc
- Viability: Greater than 70% cell viability
- Positive osteogenesis: In vitro cell culture assay

<sup>1</sup> Histologic Evaluation of a Stem Cell Based Sinus Augmentation Procedure: A Case Series. — McAllister, Haghghat, Gonshor. — Journal of Perio., April 2009



Before: exposed implant



Osteocele bone graft in place prior to mesh fixation



4 months: After mesh removal

Ridge Augmentation clinical case.

For more information or to place an order call 800.441.3100

www.acesurgical.com

ACE Surgical Supply Company, Inc. • 1034 Pearl Street, Brockton, MA 02301

## ADVANCED TISSUE GRAFTING 2-DAY HANDS-ON CADAVER WORKSHOP

**BOSTON**  
October 2009

**LAS VEGAS**  
December 2009

For more details or to register go to [www.acesurgical.com/cadaver.html](http://www.acesurgical.com/cadaver.html)  
Limited availability. Last 2 courses sold out! Reserve your space by registering today.





AD



AAID AMERICAN ACADEMY OF IMPLANT DENTISTRY

58TH ANNUAL MEETING

# NEW OPPORTUNITIES IN IMPLANT DENTISTRY

NEW ORLEANS  
NOVEMBER 11-15, 2009

WWW.AAID2009.COM

**THIS CASE-BASED CONFERENCE IS ONE OF THE BEST VALUES IN IMPLANT DENTISTRY.**

- Obtain up to 24 hours of comprehensive unbiased CE
- Interact one-on-one with the world-class presenters
- Take home clinically practical information you can use immediately
- Discover the latest products and services in implant dentistry

← **IT** page 1B

though patients often resist losing natural teeth, in many cases the best outcomes occur from extracting them and inserting implants, which look and function like natural teeth.

“Our patients expect restorative dental procedures to make their smiles more attractive and long-lasting. In most cases, implants deliver the best results, as the ultimate goal is to achieve an esthetic and functional restoration for years to come,” Minichetti said.

Published studies have shown there is a higher failure rate of root canal procedures vs. dental implants.

In some cases, root canals fail because abscesses occur, and oral surgery is required to clean out the infected area.

Minichetti noted that a recent study published in the *Journal of Oral Implantology* showed that single-tooth dental implants are 98.5 percent successful after seven years and there was no discernable bone loss in almost all the implant sites.

First-time root canals fail 5 percent of the time, according to the American Academy of Gen-

eral Dentistry, and at much higher rates in repeat procedures. Further, endodontic surgical re-treatments, according to published studies, have success rates ranging from 37 to 87 percent.

Saving compromised teeth in the esthetic zone with periodontal treatments also can have unfavorable cosmetic results, according to Minichetti.

“Periodontal procedures to save decaying natural teeth can require raising the gum line and exposing teeth roots to anchor a new crown,” he said. “The crown needs something to hold onto, so you have to push the gum tissue up with unfavorable cosmetic impact.”

He noted that patients should always ask the dentists how their smiles will look if they chose to save a questionable tooth in the esthetic zone with a periodontal procedure.

AAID is based in Chicago and has more than 3,500 members. It is the first organization dedicated to maintaining the highest standards of implant dentistry by supporting research and education to advance comprehensive implant knowledge.

(Source: AAID)

AD

# Dental Collab <sup>BETA</sup>

FIRST MONTH FREE  
CODE: ITDC09



## CREATE, SHARE, AND COLLABORATE.

Connect your treatment workspaces with dental professionals that you invite to join your private network from around the globe.

[www.DentalCollab.com](http://www.DentalCollab.com)

## FINALLY, A SOLUTION CONNECTING DENTAL PROFESSIONALS:

- ▶ 1-on-1 Mentoring **WITH** Experts & Peers
- ▶ GP's Collaborate **WITH** Specialists
- ▶ Specialists Coordinate **WITH** Referrals
- ▶ On-line Consultation **WITH** Patients
- ▶ Share Cases **WITH** Labs & Suppliers

## DENTAL TRIBUNE

WEB APPLICATION HIGHLY RECOMMENDED BY  
DENTALTRIBUNE.COM AND DTSTUDYCLUB.COM



SECURE, CLOUD HOSTING  
AMAZON WEB SERVICES PLATFORM



POWERED AND MANAGED BY  
MODULUS MEDIA INC.





# PIEZOSURGERY®

ORIGINAL • PATENTED • PROVEN

12 Years Clinical Research | 30+ US & International Patents | 50+ Surgical Insert Tips | 75+ Published Articles & Studies



BONE BLOCK HARVESTING



BONE CHIPS HARVESTING



CROWN LENGTHENING



APICOECTOMY



IMPACTED TOOTH EXTRACTION



ORTHODONTIC MICROSURGERY



RIDGE EXPANSION



PERIODONTICS



SINUS LIFT



IMPLANT SITE PREPARATION



ATRAUMATIC TOOTH EXTRACTION

VISIT US AT  
**AAP**  
BOOTH  
**#1046**

*If you are cutting bone...  
you need PIEZOSURGERY®!*

*Find out what Piezosurgery®  
can do for you!*



CONTACT

1.888.87.PIEZO  
7 4 3 9 6

[www.piezosurgery.us](http://www.piezosurgery.us)



# Dr. Daniel Buser elected ITI president

The International Team for Implantology, an academic organization dedicated to the promotion of evidence-based research and education in the field of implant dentistry, has announced the election of Prof. Daniel Buser (Bern, Switzerland) as its new president.

The elections were held at the ITI's annual general meeting 2009 in Copenhagen.

Buser has been an ITI fellow since 1986 and has taken an active role in the organization's running since that time.

He has been a member of various ITI committees, most recently chairman of the education committee, as well as serving on the ITI Board of Directors.

In 2007, he was nominated president-elect. Buser follows outgoing president Prof. Dieter Weingart (Stuttgart, Germany), who led the organization from 2005 to 2009. Weingart will assume the role of past president, and will continue to serve on the ITI Board until 2011.

"Dr. Buser is an excellent educator and a charismatic leader," Weingart said. "His contribution to the ITI, particularly in matters of

education, is vast and his dedication complete. I am confident that both the ITI and the entire field of implant dentistry will greatly benefit from his term of office as ITI president."

Buser is an oral surgeon and professor and chairman at the Department of Oral Surgery and Stomatology, as well as executive chairman of the School of Dental Medicine at the University of Bern, Switzerland.

He has authored and co-authored more than 200 publications and book chapters, and is also a driving force behind the ITI Treatment Guide series.

"I am excited to take on my new role as ITI president, and I look forward to working with the ITI Board of Directors to further establish the ITI as the leading academic organization in the field of implant dentistry," Buser said.

"Our main focus in the upcoming four years of my presidency will be on quality assurance through best-in-class education, the efficient implementation of the recently established ITI Univer-



*Professor Daniel Buser is the new president of the International Team for Implantology.*

sity Program, on strengthening the ITI's independence, as well as increasing ITI activities at a national level through our country sections."

Buser received his undergradu-

ate and postgraduate degrees in dentistry from the University of Bern. He did research at the Harvard School of Dental Medicine in Boston from 1989 to 1991, and spent educational sabbaticals at the Baylor College of Dentistry in Dallas in 1995, as well as at the University of Melbourne, Australia from 2007 to 2008.

His main scientific interests are in the field of tissue integration of dental implants, the bone-implant interface, bone regeneration in defect sites, guided bone regeneration, autografts and bone substitutes, as well as long-term studies on dental implants.

In addition to his work for the ITI, Buser served as president of the European Association for Osseointegration from 1996 to 1997, was president of the Swiss Society of Oral Implantology from 1999 to 2002 and was president of the Swiss Society of Oral Surgery and Stomatology from 2002 to 2007.

He is also president of the Board of the Swiss Implant Foundation and a board member of the Osteology Foundation. ■

AD

## SimPlant<sup>®</sup> Crystal

*Split-second sharpness*

**Sharp insights in the twinkling of an eye!**

- Quick start your case planning with DentalPlanit<sup>®</sup> – 24/7 online collaboration with local imaging centers and other partners.
- Obtain crystal clear images from CT and cone beam scanners

**A must-have for your practice!**

- Plan your case step by step, with ease and confidence
- Work with your preferred scanner and implant brands
- Communicate with your patients in a crystal clear way

**3D Digital Dentistry**  
Allowing you to work in a more time and cost efficient environment

simple      compatible      unique

www.materialisedental.com

← **ii** page 2B

tion of anatomical structures.

Needless to say, it's always imperative to be able to work in a time- and cost-efficient environment. SimPlant Crystal links to DentalPlanit, a new online collaboration tool allowing clinicians to collaborate with various imaging centers in their patient's neighborhood and other partners.

At just the click of a button, DentalPlanit delivers patient images and treatment cases 24/7 and straight onto the clinician's computer.

In short, SimPlant Crystal helps clinicians work more efficiently and expand their business.

It gives them the freedom and flexibility to work on their patient's cases whenever they want to and wherever they are — and providing them fast and round-the-clock service. Last but not least, it gives them the means to communicate with their patients in a visually

clear way.

SimPlant Crystal is all about predictable and accurate dental implant treatment, resulting in a more efficient and stress-free practice.

From scan to plan to guide, to the ultimate Immediate Smile<sup>®</sup>, SimPlant Crystal gives clinicians the opportunity to plan their surgery time more efficiently, accept more referrals and enjoy a higher revenue on even the most complex cases.

It also allows them to continue working with the implant brands and scanning equipment they already know and use. SimPlant Crystal is compatible with them all, and thus, suits clinicians' ways of working.

For more information, please contact Materialise Dental at (443) 557-0121 or e-mail [simplant@materialise.com](mailto:simplant@materialise.com). ■

(Source: Materialise Dental)

**Tell us what you think!**

Do you have general comments or criticism you would like to share? Is there a particular topic you would like to see more articles about? Let us know by e-mailing us at [feedback@dental-tribune.com](mailto:feedback@dental-tribune.com). If you would like to make any change to your subscription (name, address or to opt out) please send us an e-mail at [database@dental-tribune.com](mailto:database@dental-tribune.com) and be sure to include which publication you are referring to. Also, please note that subscription changes can take up to 6 weeks to process.

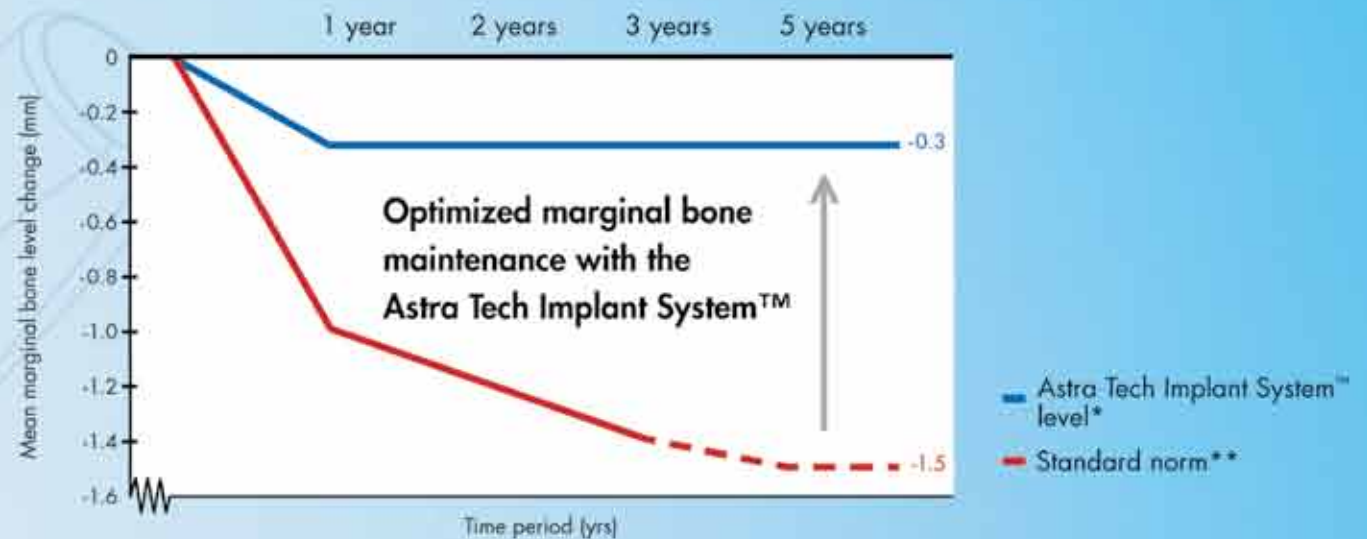


# Time to challenge old truths

## Astra Tech Implant System™ – setting a new standard

**How do you achieve optimal long-term treatment outcomes for your patients?** The standard norm regarding dental implant treatment success from 1986 does not reflect what is possible to achieve today. There are no reasons why the clinician or the patient

should accept a marginal bone loss of up to 1.5 millimeters based on a standard set 20 years ago. It has been proven in study after study that with the Astra Tech Implant System™ the mean marginal bone level reduction is only 0.3 millimeters over five years.



\* Astra Tech Implant System™ level based on data from more than 40 published articles presenting radiological data; literature search April 2008

\*\* Standard norm according to:  
Albrektsson T., et al., Int J Oral Maxillofac Implants 1986;1(1):11-25  
Albrektsson T. and Zarb G.A., Int J Prosthodont 1993;6(2):95-105  
Roos J., et al., Int J Oral Maxillofac Implants 1997;12(4):504-514

Visit us at booth #1001  
at the AAP Meeting.

**WHY  
SETTLE  
FOR LESS?**

**ASTRATECH  
DENTAL**  
*Get inspired*

**ASTRA**  
ASTRA TECH

 A company in the  
AstraZeneca Group

800-531-3481 . [www.astratechdental.com](http://www.astratechdental.com)



← **IT** page 1B

Pacific Section in Vancouver from Aug. 20-22.

Beyond the teaching and the exhibits, relationships were continually exhorted as a key part of membership in the ICOI.

“More than education, we developed friendship and relationships,” said Dr. Scott Ganz, session host and speaker. “Camaraderie is a very important part of the ICOI experience.”

Dr. Jack Krauser who spoke on “Guided Implant Surgery: The Good, the Bad and the Ugly,” agreed with Ganz.

“We love implant dentistry,” he said. “Throughout 20 years in ICOI, I’ve made wonderful friends from across the world.”

Despite encouragement to take time to cultivate friendships, education was the focus of the event. The theme was “Defining New Paradigms in Implant Dentistry: Interdisciplinary Concepts for Success.”

A sampling of speakers included:

- Dr. Renzo Casellini who spoke on “Esthetics in Three Dimensions: Simple, Fast and Predictable.” Casellini offered information on the newest techniques in zirconium abutments, over structures, crowns and full screw-retained restoration in zirconium with white and pink porcelain esthetics. “Success is a team approach,” he said.



ICOI World Congress attendees focus on the Main Podium. (Photo by Sierra Rendon/Implant Tribune)

“We really have a team, including the patient. Teamwork means success for these cases. No one can do it alone. We need to work together.”

- Ganz (also session host) who spoke on “The Impact of Digital Dentistry on Prosthetic Paradigms.” Ganz led the audience to understand how to utilize technology in predicting implant placement and matching implant design with available anatomy, or in anticipation of bone grafting procedures. “New paradigms can truly help us to plan our cases and treatment better,” he said.

- Dr. Natalie Wong who spoke on “Destination ... Digital! From Plans, Scans and Now, Digital Impressions.” Wong traced the history and evolution of digital implant dentistry and offered suggestions on integrating and utilizing technology within practices. Her opinion is that the next phase of implant dentistry in the digital revolution will be digital impression making. Her components of an ideal digitable impression included: allows ability to scan quadrant to full arches; allows for fabrication of all types of dental restorations; allows for subgingival prepa-

### Coming soon

Look for an interview with Dr. Kenneth W. M. Judy, co-chairman of the ICOI, in next month’s Implant Tribune.

ration; and allows lab users to export digital case data to file formats supported by CAD/CAM manufacturers.


- Dr. Michael Pikos who spoke on “Sinus Grafting in the Presence of Cysts and Polyps.” Pikos explained how to assess the presence, size and location of maxillary sinus polyps and mucous retention cysts and offered a treatment protocol for removing maxillary sinus polyps and mucous retention cysts simultaneously with sinus augmentation surgery. He advocated the use of cone-beam technology as well, stating: “None of this can happen without cone-beam technology.”


Speakers and attendees raved about the Vancouver event and the quality of the educational program.

“You have been subject to some wonderful speakers, and I’m pleased to be a part of this,” Pikos said. “This organization is especially meaningful to me personally because it’s where I began speaking many, many years ago.”

For more information about ICOI events, go to [www.icoi.org](http://www.icoi.org). **IT**

AD







Dental Implant Special Company | [www.megagen.us](http://www.megagen.us)


## Easy way to place Rescue<sup>®</sup> implant in molar sites

### 4 major indications of the ‘Rescue<sup>®</sup> implant system’

 <p>Less available bone due to pneumatization of the maxillary sinus.</p> <p>[2 yrs after loading] [7.0(W)X6.0(L)mm]</p>	 <p>Flapless immediate placement of Rescue Internal fixtures for the mandibular first and second molars.</p> <p>[5mns after loading] [6.0(W)X8.5(L)mm / 6.0(W)X10.0(L)mm]</p>
 <p>Safe implant placement with new trephine system for a patient who has deficient ridge height.</p> <p>[1.5 yrs after loading] [6.0(W)X6.0(L)mm / 6.0(W)X5.0(L)mm]</p>	 <p>Replacement of a failed implant</p> <p>[3.7 yrs after loading] [6.5(W)X10.0(L)mm]</p>

**[Megagen Implant USA Inc. (NJ)]**  
 120 Sylvan Ave Suite 301 Englewood Cliffs NJ 07632 / Tel: 866-277-5662 / Fax: 201-585-0399 / Email: [info@megagenus.com](mailto:info@megagenus.com)

**[Head Office - Megagen Implant Co.,Ltd.]**  
 377-2, Kyochon-Ri, Jain-Myun, Gyeongsan, Gyeongbuk, Korea, 712-852 / Tel: 82-53-857-5770 / Fax: 82-53-857-5432 / E-mail: [sales@megagen.co.kr](mailto:sales@megagen.co.kr)



**MEGAGEN IMPLANT**  
[www.megagen.us](http://www.megagen.us)



# BioHorizons to host congress

BioHorizons is one of the fastest growing oral reconstructive device companies in the world.

Highly advanced implant technologies, lifetime warranty, regeneration products and strong commitment to continuing education have placed BioHorizons at the forefront of implant dentistry since 1997.

Cascais, near Lisbon, Portugal, is the location for the BioHorizons European Congress 2009, "Pathways to Patient Satisfaction," which will take place Oct. 9-10.

This year's program features a lineup of renowned international speakers addressing current trends

in implant dentistry and tissue regeneration with a special focus on satisfying, and exceeding, patient expectations.

In addition to the lectures, hands-on workshops will provide an opportunity for training on new techniques, and a gala dinner will offer a chance to socialize with colleagues and the presenters.

Enrollment will be limited to maintain an environment conducive to learning, so register now to reserve your place at this event.

- **Venue:** Mirage Hotel Cascais
- **Registration fee:** 495€. Includes main program, coffee breaks, lunches and Gala Dinner Saturday

night. Companions may attend the Gala Dinner for an additional 50€.

- **Price per room per night (single):** 160€
- **Price per room per night (double):** 180€. This is a special price only available for this event. The hotel will maintain this price five days before and after the event. Breakfast is included.
- **Airport:** Lisbon Airport (LIS) is the closest international airport, 25 km from the hotel.
- **Information and registration:**  
E-mail: [EuroCongress09@biohorizons.com](mailto:EuroCongress09@biohorizons.com)  
Phone: +34 91 713 1084  
Fax: +34 91 355 83 75

**UPCOMING WEBINARS**

DENTAL TRIBUNE DT STUDY CLUB

ADAC-E-R-P  
Continuing Education Requirements Provider

DENTAL TRIBUNE AMERICA IS AN ADA CERP RECOGNIZED PROVIDER

**17 OCT. 10 A.M. EST**  
**ORTHO TRIBUNE STUDY CLUB LAUNCH — ONLINE C.E. FESTIVAL**  
Various Speakers  
The OTSC will be launched with a full day of successive Webinars covering various topics in orthodontics, led by opinion leaders in the industry.  
Or 7h FREE  
Made available by: IMAGING SCIENCES, ICBI  
REGISTER ON WWW.DTSTUDYCLUB.COM

**24 OCT. 10 A.M. EST**  
**GETTING STARTED IN DIGITAL IMAGING**  
Various Speakers  
Through a succession of Webinars, leading specialists provide a general overview of digital imaging for those who are interested in "getting started in" the field.  
Gd 7h FREE  
Made available by: ICBI  
REGISTER ON WWW.DTSTUDYCLUB.COM

**07 NOV. 10 A.M. EST**  
**GETTING STARTED IN LASERS**  
Various Speakers  
Through a succession of Webinars, leading specialists provide a thorough introduction to the techniques, products and practice management impact of laser dentistry.  
Gd 7h FREE  
REGISTER ON WWW.DTSTUDYCLUB.COM

**21 NOV. 10 A.M. EST**  
**GETTING STARTED IN CAD/CAM TECHNOLOGY**  
Various Speakers  
Through a succession of Webinars, leading specialists provide a thorough introduction to the techniques, products and practice management impact of CAD/CAM.  
Gd 7h FREE  
REGISTER ON WWW.DTSTUDYCLUB.COM

**29 NOV. 10 A.M. EST**  
**ANNUAL DTSC SYMPOSIA AT THE GREATER N.Y. DENTAL MEETING**  
Various Speakers  
Enjoy four days of focused, C.E.-accredited lectures in various areas of dentistry, featuring a variety of presentations on topics all led by experts in their fields.  
20h FREE  
REGISTER ON WWW.DTSTUDYCLUB.COM

**12 DEC. 10 A.M. EST**  
**GETTING STARTED IN IMPLANTOLOGY & ENDODONTICS**  
Various Speakers  
Through a succession of Webinars, specialists provide a general overview of implantology and endodontics for those interested in "getting started in" these fields.  
En Im 7h FREE  
REGISTER ON WWW.DTSTUDYCLUB.COM

BECOME A FREE MEMBER  
WWW.DTSTUDYCLUB.COM

AD



## NobelActive™

Taking a new direction in implants.



Dual-function prosthetic connection

Built-in Platform Shifting™

Bone-condensing property

High initial stability, even in compromised bone situations

Adjustable implant orientation for optimal final placement

10 YEARS WITH TIUNITE® SURFACE  
New data confirm long-term stability.

NobelActive equally satisfies surgical and restorative clinical goals. NobelActive thread design progressively condenses bone with each turn during insertion, which is designed to enhance initial stability. The sharp apex and cutting blades allow surgical clinicians to adjust implant orientation for optimal

restoration. Restorative clinicians benefit by a versatile and secure internal conical prosthetic connection with built-in Platform Shifting upon which they can produce excellent esthetic results. Based on customer feedback and market demands for NobelActive, the product assortment has been expanded – dental professionals will now enjoy even greater

flexibility in prosthetic and implant selection. Nobel Biocare is the world leader in innovative evidence-based dental solutions. For more information, contact a Nobel Biocare Representative at 800 322 5001 or visit our website. [www.nobelbiocare.com/nobelactive](http://www.nobelbiocare.com/nobelactive)

**Nobel Biocare USA, LLC.** 22715 Savi Ranch Parkway, Yorba Linda, CA 92887; Phone 714 282 4800; Toll free 800 993 8100; Tech. support 888 725 7100; Fax 714 282 9023  
**Nobel Biocare Canada, Inc.** 9133 Leslie Street, Unit 100, Richmond Hill, ON L4B 4N1; Phone 905 762 3500; Toll free 800 939 9394; Fax 800 900 4243  
© Nobel Biocare 2009. All rights reserved. [www.nobelbiocare.com](http://www.nobelbiocare.com)