

# IMPLANT TRIBUNE

— The World's Dental Implant Newspaper • U.S. Edition —

APRIL 2014 — VOL. 9, No. 4

www.dental-tribune.com

## AO Annual Meeting highlights: A Q&A

*Annual meeting  
chairmen, Drs.  
Lyndon Cooper  
and Donald Clem III,  
offer event insights*

By Sierra Rendon, Managing Editor

**F**ollowing the Academy of Osseointegration's Annual Meeting 2014 in March, the meeting chairmen, Drs. Lyndon Cooper and Donald Clem III, answered some questions for Implant Tribune.

### Dr. Cooper

*How many people attended AO Annual Meeting 2014?*

More than 2,000 clinicians joined us for the 29th annual meeting of the Academy of Osseointegration (AO), which recorded the fourth largest attendance in its history. We had 624 international attendees representing 45 countries and more than 1,100 exhibitor representatives who showcased products and services to support implant dentistry.

*Why did AO choose the theme "Real Problems, Real Solutions"?*


We have seen that implants are widely applicable and generally successful, and we recognize that clinician education is critical to success among our patients. This year, we sought to inform clinicians that a segment of our population will experience implant complications and failure, but emerging strategies can help them recover success. We encouraged the clinical team to examine implants carefully, address issues promptly and recognize when — and learn how — to intervene to preserve dental implant and patient health.

*What were some highlights of the clinical sessions?*


Leading experts led the program with insights on who experiences complications, why they occur and what evidence says about how well we address these complications. Consistent with the plan,



Attendees at the AO Annual Meeting 2014 enjoy the event's welcome reception. Photos/Provided by the Academy of Osseointegration



Dr. Lyndon  
Cooper



Dr. Donald  
Clem III

a broad range of data was presented. The early focus on peri-implantitis opened the minds of the audience, while the closing futuristic presentations certainly left everyone feeling inspired. Our clinical presentations anchored the meeting by demonstrating what good science offers

great clinicians who adopt an evidence-based approach to caring for people.

*Was research a big focus of the meeting?*

Yes, presentations ranged from digital planning, new esthetic techniques and prevention strategies to molecular strat-

egies and stem cell biology. Abstract presentations explored original scientific and clinical research, clinical innovations and case presentations that could help shape the future of implant dentistry. We had a record number of more than 250 scientific posters as well.

*The new board of directors was also announced in Seattle. How does the AO enjoy such a seamless transition in leadership?*

Approaching its 30th year, the AO is fortunate to have organization leadership and leadership development that are very carefully managed. We are all very excited to announce that Dr. Joseph Gian-Grasso, a periodontist from Philadelphia, was elected to serve as the 2014-2015 president of AO. He will follow in the footsteps of a very successful president, Stephen Wheeler, DDS. Dr. Gian-Grasso — along with the rest of us — will remain commit-

► See AO, page B2

• AO, Page B1

ted to establishing a nexus where specialists and generalists from around the world can come together to learn and stay up-to-date on the rapidly advancing clinical research and innovations in the dental implant and tissue engineering industries.

#### Dr. Clem

*Have you already started planning for AO 2015?*

Yes, because it's AO's 30th anniversary, we're all very excited about it. Mark the calendar now to join us in San Francisco from March 12-14, 2015, where we plan to focus on the power of collaboration to advance the art and science of dental implant therapy.

*Can you give us a few glimpses at what's in store for next year?*

The opening symposium will feature teams of doctors presenting on how they

manage patients together for optimal results. The keynote speaker will be Dr. Daniel Alam, MD, who was a member of the multi-disciplinary team of doctors and surgeons at Cleveland Clinic that, in 2008, performed the first near-total face transplant in the United States.

He will speak to the critical importance of different disciplines coming together to support a patient's medical, surgical and emotional needs to make him or her feel whole again.

AO also will take a look at what the academy has learned throughout its 30-year history and summarize current recommendations to address the most challenging conditions in implant dentistry. AO has enlisted some of the foremost authorities in both surgical and restorative dentistry to share their knowledge and views to support this initiative.

Keeping with AO tradition, we also want to ensure the closing symposium doesn't disappoint. It will be an interactive ses-

sion where attendees can vote on keypads to give their opinion on various treatment options for presented cases. A panel of experts will also discuss and debate the options.

*What are you most excited about for the meeting?*

At the annual meeting, we are excited to build on AO's past and chart the way for its future. This will be done via top-notch surgical and restorative tracks, as well as a "Morning with the Masters," for which AO has put together an outstanding group of experts to give attendees pearls that can be used in the office on Monday morning. Ultimately, patient safety and benefit must be based on sound evidence — that's what the academy is all about and our annual meetings are as well.

To learn more about AO membership, please visit [www.osseo.org/NEW-membership.html](http://www.osseo.org/NEW-membership.html).

## IMPLANT TRIBUNE

#### PUBLISHER & CHAIRMAN

Torsten Oemus [t.oemus@dental-tribune.com](mailto:t.oemus@dental-tribune.com)

#### PRESIDENT/CHIEF EXECUTIVE OFFICER

Eric Seid [e.seid@dental-tribune.com](mailto:e.seid@dental-tribune.com)

#### GROUP EDITOR

Kristine Colker [k.colker@dental-tribune.com](mailto:k.colker@dental-tribune.com)

#### MANAGING EDITOR IMPLANT TRIBUNE

Sierra Rendon [s.rendon@dental-tribune.com](mailto:s.rendon@dental-tribune.com)

#### MANAGING EDITOR

Fred Michmershuizen  
[f.michmershuizen@dental-tribune.com](mailto:f.michmershuizen@dental-tribune.com)

#### MANAGING EDITOR

Robert Selleck, [r.selleck@dental-tribune.com](mailto:r.selleck@dental-tribune.com)

#### PRODUCT/ACCOUNT MANAGER

Humberto Estrada  
[h.estrada@dental-tribune.com](mailto:h.estrada@dental-tribune.com)

#### PRODUCT/ACCOUNT MANAGER

Will Kenyon  
[w.kenyon@dental-tribune.com](mailto:w.kenyon@dental-tribune.com)

#### MARKETING DIRECTOR

Anna Kataoka  
[a.kataoka@dental-tribune.com](mailto:a.kataoka@dental-tribune.com)

#### EDUCATION DIRECTOR

Christiane Ferret [c.ferret@dtstudyclub.com](mailto:c.ferret@dtstudyclub.com)

Tribune America, LLC  
116 West 23rd Street, Suite 500  
New York, NY 10011  
Phone (212) 244-7181  
Fax (212) 244-7185

Published by Tribune America  
© 2014 Tribune America, LLC  
All rights reserved.

Tribune America strives to maintain the utmost accuracy in its news and clinical reports. If you find a factual error or content that requires clarification, please contact Managing Editor Sierra Rendon at [s.rendon@dental-tribune.com](mailto:s.rendon@dental-tribune.com).

Tribune America cannot assume responsibility for the validity of product claims or for typographical errors. The publisher also does not assume responsibility for product names or statements made by advertisers. Opinions expressed by authors are their own and may not reflect those of Tribune America.

#### EDITORIAL BOARD

Dr. Pankaj Singh  
Dr. Bernard Touati  
Dr. Jack T. Krauser  
Dr. Andre Saadoun  
Dr. Gary Henkel  
Dr. Doug Deporter  
Dr. Michael Norton  
Dr. Ken Serota  
Dr. Axel Zoellner  
Dr. Glen Liddelow  
Dr. Marius Steigmann

### Corrections

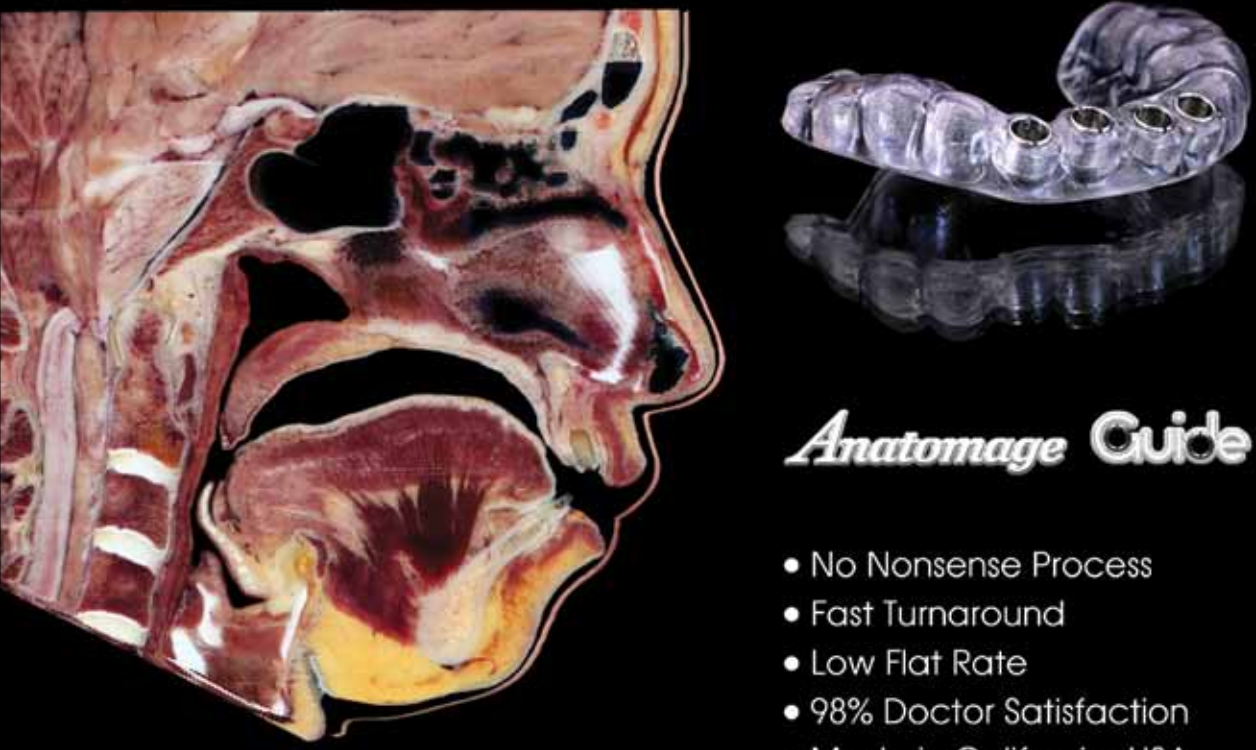
Implant Tribune strives to maintain the utmost accuracy in its news and clinical reports. If you find a factual error or content that requires clarification, please report the details to Managing Editor Sierra Rendon at [s.rendon@dental-tribune.com](mailto:s.rendon@dental-tribune.com).

### Tell us what you think!

Do you have general comments or critique you would like to share? Is there a particular topic you would like to see featured in Implant Tribune? Let us know by e-mailing [feedback@dentaltribune.com](mailto:feedback@dentaltribune.com). We look forward to hearing from you! If you would like to make any change to your subscription (name, address or to opt out) please send us an e-mail at [database@dental-tribune.com](mailto:database@dental-tribune.com) and be sure to include which publication you are referring to. Also, please note that subscription changes can take up to six weeks to process.

## Guide to Anatomy

## Guide to Confidence



### Anatomage Guide


- No Nonsense Process
- Fast Turnaround
- Low Flat Rate
- 98% Doctor Satisfaction
- Made in California, USA

Ask us about our Guide Starter Package




[info@anatomage.com](mailto:info@anatomage.com)  
408-885-1474

"I have performed hundreds of guided surgeries and I have worked with several software packages. I came to a conclusion that Anatomage is a company that does everything better. . . All those attributes make Anatomage my choice when it comes to guided dental implant surgery."

- Dr. Vladimir Polyakov



[www.anatomage.com](http://www.anatomage.com) Tel. 408-885-1474 Fax 408-295-9786  
111 N. Market St. #500 San Jose, CA 95113 USA  
For more information please contact [info@anatomage.com](mailto:info@anatomage.com)

# Restoring quality of life

Patients rely on you in order to eat, speak, and smile with confidence. It can be said, you are actually restoring quality of life.

To succeed, you need technology that is well founded and documented in science. That is why we only deliver premium solutions for all phases of implant therapy, which have been extensively tested and clinically proven to provide lifelong function and esthetics.

Moreover, with an open-minded approach, we partner with our customers and offer services that go beyond products, such as educational opportunities and practice development programs.

***Reliable solutions and partnership for restoring quality of life ... because it matters.***

[www.dentsplyimplants.com](http://www.dentsplyimplants.com)

 **DENTSPLY**  
IMPLANTS

**ANKYLOS®**

**ASTRA TECH**  
IMPLANT SYSTEM

**XiVE**

**ATLANTIS™**

**SIMPLANT®**

**SYMBIOS**

# AAID files suit challenging how Texas recognizes dental specialties

The American Academy of Implant Dentistry (AAID) filed suit in Federal District Court in Austin, Texas, recently, challenging the constitutionality of a regulation promulgated by the Texas State Board of Dental Examiners that limits dentists from advertising to the public as “specialists.”

The flawed regulation delegates the authority to determine “specialties” and which dentists can call themselves “specialists” to the American Dental Association, a private trade association over which the Texas Board of Dental Examin-

ers has no control. Specialty recognition is entirely determined within the ADA through a political process carried out by competitor dentists, with no opportunity for review or appeal by any licensed



dentist in Texas. The offending regulation — Texas Administrative Code Sec. 108.54 — is available online.

The AAID was joined by three other organizations that issue bona fide credentials and certifications in various areas of dentistry, such as implant dentistry, dental anesthesia, orofacial pain and oral medicine. The plaintiff organizations are the American Academy of Implant Dentistry, the American Society of Dentist Anesthesiologists, the American Academy of Oral Medicine and the American Academy of Orofacial Pain. Five individual

Texas licensed dentists are also plaintiffs in the lawsuit.

“This law violates several constitutional guarantees to Texas dentists, including the right to due process, equal protection under the law and the right to free speech. This regulation is similar to a Florida state statute that also deferred specialty recognition to the ADA, which was declared unconstitutional in 2009 (see *DuCoin v. Viamonte Ros*),” according to Frank Recker, DDS, JD, attorney for the AAID.

Established in 1951, the AAID is the only dental implant organization that offers credentials recognized by state and federal courts as being bona fide. Its membership, which exceeds 4,600, includes general dentists, oral surgeons, periodontists and prosthodontists from across the United States and in more than 60 other countries. For more information about the AAID and its credentialed members, please visit [www.aaid.com](http://www.aaid.com) or [www.aaid-implant.org](http://www.aaid-implant.org), or call (312) 335-1550.

For more information about the lawsuit, please contact Dr. Frank Recker directly at [recker@ddslaw.com](mailto:recker@ddslaw.com) or (800) 224-3529.

AD



## ICOI Summer Implant Prosthetic Symposium

# CHICAGO

Illinois

## August 21-23, 2014

### Hyatt Regency McCormick Place Hotel and Convention Center




**The theme for this meeting will be “Implant Failures”**  
**Pre-Symposium Courses: Thursday Morning, August 21, 2014**  
**Train your team with our 2½ day Auxiliary Program with certifications**

**For more information contact the ICOI Central Office at  
 (973) 783-6300 or visit our website at [www.icoi.org](http://www.icoi.org)**

**ADA CERP** Continuing Education Recognition Program

ICOI is an ADA CERP Recognized Provider. ADA CERP is a service of the American Dental Association to assist dental professionals in identifying quality providers of continuing dental education. ADA CERP does not approve or endorse individual courses or instructors, nor does it imply acceptance of credit hours by boards of dentistry. Concerns or complaints about CE provider may be directed to the provider or to ADA CERP at [www.ada.org/cerp](http://www.ada.org/cerp).

ICOI is designated as an Approved PACE Program Provider by the Academy of General Dentistry. The formal continuing education programs of this program provider are accepted by AGD for Fellowship, Membership and membership maintenance credit. Approval does not imply acceptance by a state or provincial board of dentistry or AGD endorsement. The current term of approval extends from April 1, 2014 to March 31, 2018. Provider ID# 217378.

Photos courtesy of the Chicago Tourism Bureau, Todd Rosenberg, Ron Schramm & Mike Gustafson

## Academy recognizes Dr. David Vassos for ‘Lifetime Achievement’

David Vassos, DDS, of Edmonton, Alberta, Canada, will be honored for his achievements as an implant dentist at the American Academy of Implant Dentistry’s Western District meeting in San Francisco on April 11.

The academy is celebrating Vassos’ long and distinguished career in implant dentistry, which includes being a founding member of the Canadian Society of Oral Implantology.

Vassos received his DDS from the University of Alberta in 1963. He has practiced implant dentistry for 46 years, having decided to commit his career to placing and restoring implants in 1968. He achieved the status of fellow of the AAID in 1985 and was elected an honored fellow by the academy in 1993. Vassos became a diplomate with the American Board of Oral Implantology/Implant Dentistry in 1990. He has a long history of leadership in the academy, having given lectures at multiple AAID meetings and having served on the admission and credentials board, as well as the membership and ethics committees.

For more information about the AAID and its credentialed members, please visit the website at [www.aaid.com](http://www.aaid.com) or call the AAID at (312) 335-1550.

# Zimmer and NYU hold 5th Global Implantology Week

By Fred Michmershuizen,  
Dental Tribune

The fifth annual Global Implantology Week was held March 17-20. The educational offering, presented by Zimmer Dental and NYU College of Dentistry, gave attendees from around the world the opportunity to learn from the experts at NYU, along with experts gathered from across the globe.

According to meeting organizers, the four-day, intermediate-to-advanced interactive program offered presentations on various dental implant therapy topics and techniques in the surgical, restorative and regenerative fields.

The event was kicked off at the Grand Hyatt on Monday, March 17, with a full day of lectures, followed by a welcome reception and a Zimmer Dental product fair, showcasing Zimmer's portfolio of

surgical, restorative and regenerative products — including a special look at recently launched products. Demo products were available for attendees to touch and feel, with Zimmer product experts on hand to answer all product-related questions.

Educational presentations included the following: "Remodeling Instead of Modeling in Implant Dentistry: Algorithms for the Long-Term Success," presented by Dr. Georgios E. Romanos; "Changing the Landscape of Your Practice with Trabecular Metal Technology," presented by Dr. Ryan Clagett; "Immediate Dento-alveolar Restoration: Immediate-Loaded Implants in Compromised Alveolar Sockets," presented by Dr. José Carlos Martins da Rosa; "Overcoming the Challenges in the Resorbed Maxillae: A New Surgical Approach," presented by Dr. Carlo Maria Soardi; "Restoring the Edentulous Arch:

► See GLOBAL, page B6



Dr. Jan-Frederik Güth presents 'The Clinical Benefits of CAD/CAM Dentistry: From Single Tooth to Full Arch Restoration' during Global Implantology Week in New York City.

Photo/Fred Michmershuizen, Dental Tribune

AD

## Transfer-Control

# ALL YOU NEED!

### Bone Replacing System

This Bone Replacing System, suitable for use with all current dental implant systems, permits precise and standardized transplantation of autogenous and/ or allograft bone cylinders. Different types of bone burs are available according to three groups of diameters. Within each group, the instruments are adapted to each other so that the outer diameter of the ablative bur or the diameter of the wheel cutter correlates with the inner diameter of the trephine. A press fit is often produced between the cylindrical bone autograft and the prepared recipient site. The bone cylinder can then be strengthened with a fixation screw (sold separately).

#### At a glance

- Predictable application utilizing precise depth markings
- Optimally suitable for horizontal and vertical augmentative grafts
- Safe and easy transplantation of autogenous bone cylinders with a set of precise tools
- Suitable for preliminary implant cavity preparation for all current dental implant systems

BTR00

**MEISINGER USA, L.L.C.**  
 10200 E. Easter Ave. • Centennial • Colorado 80112 • USA  
 Phone: +1 (303) 268-5400 • Fax: +1 (303) 268-5407 • Toll free: + (866)634-7464  
 info@meisingerusa.com • www.meisingerusa.com

# Straumann invests in MegaGen to gain foothold in Asia Pacific

*'... Straumann is aiming at building a platform for value brands in which MegaGen will have an important role as a strong partner based in Asia.'*

By Dental Tribune International

**G**lobal dental manufacturer Straumann announced recently that it has made a strategic investment in MegaGen, one of the fastest-growing dental implant companies in Korea. Straumann purchased convertible bonds for a total of \$30 million, which can be converted into shares

in 2016 to obtain a majority stake in the company.

In order to drive expansion in the implant segment in the Asia Pacific region, Straumann is aiming at building a platform for value brands in which MegaGen will have an important role as a strong partner based in Asia, said Marco Gadola, Straumann's CEO.

The Korean company stated that it will be investing the majority of the transac-



tion proceeds in the expansion of its domestic and international implant business and the worldwide promotion of its digital platform.

MegaGen is a privately held company owned by about 150 shareholders, with the three founding shareholders holding 38 percent of the shares.

Based in Daegu and Seoul, the company offers a broad range of low-cost implant systems, digital dentistry solutions, regenerative tools and products to support implant procedures. In 2013, the company generated global revenue of more than \$30 million, of which almost two-thirds was generated in the Asia Pacific region.

The two companies will continue to operate separately as different brands, reflecting Straumann's multi-brand strategy that was implemented already with the purchase of Brazilian manufacturer Neodent and CAD/CAM solutions provider Dental Wings.

Straumann acquired a 30 percent stake in Dental Wings in 2011 and a 49 percent stake in Neodent in 2012.

AD

**TORONTO ACADEMY of DENTISTRY**  
77th ANNUAL WINTER CLINIC PROGRAMME  
FRIDAY, NOVEMBER 14, 2014

**CONTINUING EDUCATION FOR THE ENTIRE DENTAL TEAM**  
TORONTO CENTRAL DENTAL SOCIETY • TORONTO EAST DENTAL SOCIETY  
NORTH TORONTO DENTAL SOCIETY • WEST TORONTO DENTAL SOCIETY

◀ GLOBAL, Page B5

Lessons Learned with Screw-Retained Dentures and Angled Implants," presented by Dr. Ali Kanawati; "The Restoratively Driven Surgical Practice: From Single Tooth to Full-Arch," presented by Dr. Suheil Boutros; "The Art, the Science and the Business of the Integration of Technology into the Practice," presented by Dr. Canyon R. Keeney; "Modern Implant Technology: How to Explain the Benefits to our Patients and Improve Clinical Outcomes," presented by Dr. Lizbeth Colon; "The Clinical Benefits of CAD/CAM Dentistry: From Single Tooth to Full Arch Restoration," presented by Dr. Jan-Frederik Güth; "Regenerative Options and Selections," presented by Dr. Michael Sonick; "Techniques for Limited Tissue Volume: Ridge Augmentation and Short Implants," presented by Dr. Eric J. Dierks; and "Peri-implantitis: Diagnosis, Treatment and Prognosis," presented by Dr. Edgard El Chaar.

Meeting attendees also had the opportunity to visit Zimmer's Simulated Patient Training Laboratory and manufacturing plant in Parsippany, N.J., to learn more about the company's proprietary Trabecular Metal technology.

The event concluded on Thursday, March 20, with a closing ceremony and presentation of certificates.

*(Zimmer Dental contributed to this report.)*

# New ASTRA TECH Implant System EV offers ‘simplicity without compromise’

By DENTSPLY Implants Staff

**D**ENTSPLY Implants introduces the next step in the continuous EVolution of the ASTRA TECH Implant System. The ASTRA TECH Implant System™ EV is designed with a site-specific, crown-down approach based on the natural dentition for increased surgical simplicity and flexibility and restorative ease — without compromising the unique ASTRA TECH Implant System BioManagement Complex.

The foundation of this evolutionary step is the unique ASTRA TECH Implant System BioManagement Complex, well-documented for its long-term marginal bone maintenance and esthetic results provided by the combination of the key features: the OsseoSpeed surface, micro-thread, conical seal design and connective contour.

The main objective of the new system is to further improve system logic, robustness and user friendliness. Simplicity without compromise has permeated the evolution of the ASTRA TECH Implant System EV.

The new system is a result of the collaborative input and insights from dental professionals throughout the global dental industry. Dr. Lyndon Cooper and Dr. Clark Stanford are clinician scientists with broad dental implant experiences that include recent clinical activities using the ASTRA TECH Implant System EV. With a select group of international peers, they have shared their perspectives acknowledging these goals.

“Clinicians should be encouraged to see that the industry continues to strive for improving patient care with dental implants. The ASTRA TECH Implant System EV illustrates DENTSPLY Implants’ efforts in re-engineering and adherence to sound biologic principles,” said Cooper, Stallings distinguished professor of dentistry of the department of prosthodontics at the University of North Carolina at Chapel Hill.

“The ASTRA TECH Implant System EV is a continuing development of a dental implant system derived from a unique collaboration between clinicians, engineers and biologists. It is grounded in the fundamental principles that have guided the system since its inception,” said Clark Stanford, associate dean for research, Centennial Fund professor, University of Iowa.

At the Academy of Osseointegration Annual Meeting in Seattle, one-year data from an ongoing, prospective, multicenter study (five clinics, 120 patients) was presented. The ASTRA TECH Implant System EV was launched globally in March and will continue throughout the year.

For more information and highlights of the new ASTRA TECH Implant System EV, please visit the campaign site at [www.jointheev.com](http://www.jointheev.com).

## About DENTSPLY Implants

DENTSPLY Implants offers comprehensive solutions for all phases of implant

therapy, including ANKYLOS®, ASTRA TECH Implant System and XIVE® implant lines, digital technologies, such as ATLANTIS™ patient-specific CAD/CAM solutions and SIMPLANT® guided surgery, regenerative solutions and professional development programs. DENTSPLY Implants creates value for dental professionals and allows for predictable and lasting implant treatment outcomes, resulting in enhanced quality of life for patients.

## About DENTSPLY International

DENTSPLY International Inc. is a leading manufacturer and distributor of dental and other health-care products. For more than 110 years, DENTSPLY’s commitment to innovation and professional collaboration has enhanced its portfolio of branded consumables and small equipment. Headquartered in the United States, the company has global operations with sales in more than 120 countries.

**ASTRA TECH  
IMPLANT SYSTEM**



AD

**AMERICAN ACADEMY  
OF IMPLANT  
DENTISTRY**

*Practical Education  
for the Practicing  
Implant Dentist™*

**18 hours of implant-specific  
Continuing Education**

**Learn about:**

- Digital implant dentistry
- Soft tissue management
- Esthetics
- Simplification
- Complications

**Learn from world-class  
presenters and your  
colleagues from throughout  
the world**

**Save \$200**  
*If you register by March 31, 2014*

**NOV 5-8  
2014**  
**HYATT REGENCY ORLANDO**  
(formerly The Peabody Orlando)  
**ORLANDO  
FLORIDA**

**AID**  
Excellence in Implant Education  
for the 63rd Year  
[www.aaid.com](http://www.aaid.com)

**ANNUAL EDUCATIONAL  
CONFERENCE**

**Implant Dentistry  
More than Magic**

# NEW!

## InterActive™

### Simply Smarter Surgery

#### Neck Matched to Major Diameter

- Seals opening at crest of ridge reducing need for bone grafting

#### Micro-threads and Grooves

- Micro-grooves to improve soft tissue attachment and micro-threads to increase stability and reduce stress in crestal bone area

#### Cutting Edge of Grooves Face Clockwise

- Three long grooves for self-tapping insertion vs reverse cutting grooves for removing implant

#### Apical 1/3rd Tapers 2°

- Slight body taper increases initial stability without over-compression and facilitates self-tapping insertion in dense bone

#### Rounded Apex

- Reduces risk during insertion of implant diverging from path created by drilling and the risk of sinus perforation



 **Reality Check**  
Nobel Customers  
Save \$553!



### All-in-1 Packaging

Includes implant, cover screw, healing collar & new fixture-mount that provides simply accurate impression taking as well as functions as a preparable abutment  
– \$225 SBM, \$250 SBActive™ surface

InterActive implants compatible with NobelActive™ titanium abutments up to 15° angulation.  
2° straight titanium, straight temporary, and 15° angled titanium abutments.  
Price comparisons based upon US list prices as of June 2013. All trademarks are property of their respective companies.  
US list price for NobelActive with cover screw, impression coping, healing abutment & alignment.  
Measurements based upon 4.3mm diameter, 13mm length implants. Dimensions can vary.

# NobelActive® Compatible Conical Connection<sup>1</sup> with Significant Design, Surgical, Packaging and Price Advantages

## IQity Impression Technique™

Patent pending fixture-mount design provides:

- The ease of a closed-tray impression
- The accuracy of an open-tray impression
- The versatility to create impression at either implant-level or abutment-level

## Simply Smarter Restorations

### Matched Concave Transgingival Profile on Abutments & Components

- Shape soft tissue for improved esthetics

### Compatible Abutments with Longer Hex/Shorter Bevel<sup>2</sup>

- Reduce the need to confirm seating with X-rays

### Two Color-coded Implant Platforms for Four Implant Diameters

- Restore more implants with a smaller prosthetic inventory and easily identify the correct size

