



The newly upgraded Phoenix Convention Center is the site of the Academy of Osseointegration's annual meeting in February.  
Photo/Provided by Academy of Osseointegration

## 'Finally, AO meeting comes to Phoenix'

By Kevin P. Smith, Executive Director  
Academy of Osseointegration

For the first time in the Academy of Osseointegration's 28-year history, the AO Annual Meeting will be held in downtown Phoenix, also known as "Valley of the Sun." Why haven't the AO leaders previously elected to hold the meeting in the largest capital city in the United States (1,445,632 people, 2010 U.S. Census)? In a word, because until recently, Phoenix didn't have a convention center large enough to accommodate the academy's expanding

meeting space needs.

Early settler and former Confederate veteran Jack Swilling, who came west to seek wealth in the 1850s, probably never imagined the growth that was to come to the city he founded and wanted to call Pumpkinville because of the large pumpkins that flourished in the area. Now it attracts more than 13 million visitors each year. As you can imagine, Swilling didn't get too much support for the Pumpkinville name, so he decided to call his new settlement "Stonewall," after General Stonewall Jackson. It wasn't until his good friend, Lord Darrell Duppa, sug-

gested the name Phoenix to describe a city born from the ruins of a former civilization, the Hohokam peoples, that the name was finally accepted.

The leaders of the academy agreed Phoenix (located in the Sonoran Desert) would be a perfect place to hold the AO 27th Annual Meeting, from March 1-3. Its newly expanded Phoenix Convention Center is specifically designed to exhibit the look and feel of the Southwestern culture in a warm winter climate, with daily winter temperatures in the mid-70s. It was agreed that many of the Eastern and Midwestern AO members would certainly appreciate meeting in this subtropical and arid climate, as a relief from harsh winter climates.

A multi-phased \$600 million expansion project, which nearly tripled the size of the Phoenix Convention Center, makes it possible to hold the academy's 2012 meeting there. The design of the convention center features steel canopies that extend over Third Street to create shade. The large glass and stone atrium in the West Building represents the unique angles and light of an Arizona canyon. More than \$3.2 million of fine art is on display throughout the convention center. Also, many restaurants are in the food court for all attendees to enjoy.

The entire meeting takes place in the

### industry clinical

## Zirconium dioxide implant solutions

### A metal-free option

By David DiGiallorenzo, DMD

Zirconia dioxide has a long history of use in orthopedic and dental applications. Zirconium (Zr) is a metal; however, through a chemical reaction with oxygen, zirconium is converted to zirconia or zirconium dioxide (ZrO<sub>2</sub>). Currently, there are several manufacturers of zirconia dioxide dental implants.

Z-Systems, a Swiss-manufactured single-piece dental implant, was FDA approved more than four years ago for use in tooth-replacement therapy. Developed in 2001 by Dr. Ulrich Volz, in collaboration with Metoxit, a world leader in the production of ceramic material, the new implants offered a predictable way to produce strong, dimensionally stable, metal-free implants using the isostatic process.

A key element of success in the process is the quality of the raw materials and the technology of the production.

► Continue on Page 14



Fig. 1: The single-stage design eliminates the effects of the microgap and micromotion on the crestal interface of bone and soft tissue.  
Photos/Provided by David DiGiallorenzo

PRSRRT STD  
U.S. Postage  
PAID  
San Antonio, TX  
PERMIT #1396

Dental Tribune America  
116 West 23rd St., Ste. 500  
New York, NY 10011

► Continue on Page 2

◀ From Page 1

convention center, which is located just across the street from the academy's official meeting hotels, the Sheraton Phoenix Downtown Hotel and Hyatt Regency Phoenix, both just four miles from the Phoenix Sky Harbor International Airport. Airport shuttle transportation will again be provided for all attendees by a grant from Astra Tech.

There is lots to see and do while attending the meeting, with many museums and attractions to enjoy for a uniquely Southwestern experience. Stroll through the Desert Botanical Garden to see desert plants, or visit the Heard Museum for Native American art and culture. If it's contemporary art you seek, the Phoenix Art Museum and SMOCA are for you. If you have kids, the Children's Museum of Phoenix and the Phoenix Zoo are must-dos.

Save the Arizona Science Museum for the President's Reception, open to all registered AO meeting attendees. The President's Reception on Friday night at the Science Center will include the Irene Flinn Theater featuring IMAX technol-

ogy enabling outstanding films in 3-D. The reception is sponsored by DENTSPLY Tulsa Dental.

Also, we will have the new Dorrance Planetarium reserved throughout the evening, with special planetarium shows designed just for AO attendees. The Science Center promises to be another AO social event experience that you will not want to miss.

The entire facility is open for the evening with convenient serving stations located throughout the premises. A special, high-powered telescope exhibition will be offered in the observatory area just for AO guests. Who knows, you might even see the remnants from the famous "Phoenix Lights" UFO sightings that took place exactly 12 years ago to the date of our March meeting.

If you have some spare time from the busy meeting sessions, explore the Phoenix area's natural sights, as it is known for its lush and colorful deserts and rugged mountains.

For the more adventurous, you can partake in the area's hiking and biking trails. Also, during the time of the AO meeting, 15 major league baseball teams will be

conducting spring training in the metro Phoenix area in what is known as The Cactus League. You can get up close and personal with your favorite major league stars.

We expect many attendees will consider staying a few extra days to visit the Sedona Valley and/or the Grand Canyon, only 90 minutes away. It's no secret that Phoenix and Scottsdale also boast some of the world's top-rated golf courses, so don't forget to pack your clubs and book 18 holes at one of more than 200 golf courses in the area. Prospects are excellent for a pleasant day of golf, as Phoenix boasts 310 days of sun throughout the year.

How can you not plan to attend the Academy of Osseointegration's 27th Annual Meeting? You owe it to yourself, your staff and family to join us, take advantage of everything that Phoenix has to offer, obtain C.E. credits and keep up-to-date with the latest dental implant technology. The annual meeting theme, "Technology to Practice," has been carefully designed to provide stimulating and evidence-based presentations that offer something for everyone.

## CAD/CAM innovation: a pathway to better implant restorative dentistry

By Carl Drago, DDS, MS

Functionally and esthetically optimal dental restorations traditionally have been fabricated by restorative clinicians and dental laboratory technicians using impressions, casts and articulator mountings prior to waxing and casting metal frameworks. These procedures are labor-intensive, and the accuracy of the casts depends on many factors, including the water/powder ratio, type of dental stone employed, and impression materials and techniques.

Each step introduces the potential for human and/or material error. And yet the success of implant prosthodontic treatment depends to a large extent on the accuracy of transferring implant positions intraorally to master casts.

Moreover, the traditional impression-making process requires the placement and removal of impression copings from implant-restorative platforms. Minimizing the frequency of tissue disruption could prove beneficial in maintaining both peri-implant bone height and peri-implant soft tissue adjacent to implant restorations.

The use of computer-aided design and computer-aided manufacturing (CAD/CAM) technology offers a pathway to reduced tissue disruption and greater framework accuracy. CAD/CAM tools for diagnosis, treatment planning, surgery, prosthetic treatment and laboratory procedures have become an intimate part of implant dentistry.

CAD/CAM abutments and frameworks are now routinely fabricated from commercially pure titanium, titanium alloy and zirconia by various implant companies and milling centers. Such frameworks have proven to be more accurate than traditional cast restorations.



The Academy of Osseointegration's annual meeting will include a day-long program of technical and scientific-based lectures for dental lab technicians. Photo/Provided by the AO

Laser and tactile scanning are enabling better and less invasive diagnostics, and other CAD/CAM tools are making it possible to create restorations that fit more precisely, take less time to fabricate and may result in decreased costs.

An excellent opportunity for dental laboratory technicians to stay abreast of this rapidly evolving technology will be at AO's upcoming annual meeting in Phoenix. It will include a special day-long program of technical and scientific-based lectures for dental lab technicians.

The AO program will present protocols and instrumentation for using scanned images of the natural dentition (prepared teeth) and implants. Scanning may be

accomplished intraorally, thereby eliminating the errors associated with impressions and casts. Vertical gap measurements of scanned wax copings have been reported to be significantly larger than those noted in copings designed virtually in a computer.

### About the author

**DR. CARL DRAGO**, clinical director of EON Clinics in Waukesha, Wis., received his dental degree from Ohio State University College of Dentistry in Columbus, Ohio, and a masters degree from the University of Texas Graduate School of Biomedical Sciences at San Antonio, Texas. A diplomate of the American Board of Prosthodontics, he has published three textbooks on dental implants.

## Implant Tribune

**PUBLISHER & CHAIRMAN**  
Torsten Oemus [t.oemus@dental-tribune.com](mailto:t.oemus@dental-tribune.com)

**CHIEF OPERATING OFFICER**  
Eric Seid [e.seid@dental-tribune.com](mailto:e.seid@dental-tribune.com)

**GROUP EDITOR**  
Robin Goodman [r.goodman@dental-tribune.com](mailto:r.goodman@dental-tribune.com)

**EDITOR IN CHIEF IMPLANT TRIBUNE**  
Sascha A. Jovanovic, DDS, MS  
[sascha@jovanoviconline.com](mailto:sascha@jovanoviconline.com)

**MANAGING EDITOR IMPLANT TRIBUNE**  
Sierra Rendon [s.rendon@dental-tribune.com](mailto:s.rendon@dental-tribune.com)

**MANAGING EDITOR SHOW DAILIES**  
Kristine Colker [k.colker@dental-tribune.com](mailto:k.colker@dental-tribune.com)

**MANAGING EDITOR**  
Fred Michmershuizen  
[f.michmershuizen@dental-tribune.com](mailto:f.michmershuizen@dental-tribune.com)

**MANAGING EDITOR**  
Robert Selleck, [r.selleck@dental-tribune.com](mailto:r.selleck@dental-tribune.com)

**ACCOUNT MANAGER**  
Humberto Estrada [h.estrada@dental-tribune.com](mailto:h.estrada@dental-tribune.com)

**MARKETING MANAGER**  
Anna Wlodarczyk-Kataoka  
[a.wlodarczyk@dental-tribune.com](mailto:a.wlodarczyk@dental-tribune.com)

**MARKETING & SALES ASSISTANT**  
Lorrie Young [l.young@dental-tribune.com](mailto:l.young@dental-tribune.com)

**C.E. MANAGER**  
Christiane Ferret [c.ferret@dtstudyclub.com](mailto:c.ferret@dtstudyclub.com)

Dental Tribune America, LLC  
116 West 23rd St., Suite 500  
New York, N.Y. 10011  
Phone (212) 244-7181  
Fax (212) 244-7185

Published by Dental Tribune America  
© 2012 Dental Tribune America, LLC  
All rights reserved.

Dental Tribune America strives to maintain the utmost accuracy in its news and clinical reports. If you find a factual error or content that requires clarification, please contact Managing Editor Sierra Rendon at [s.rendon@dental-tribune.com](mailto:s.rendon@dental-tribune.com).

Dental Tribune America cannot assume responsibility for the validity of product claims or for typographical errors. The publisher also does not assume responsibility for product names or statements made by advertisers. Opinions expressed by authors are their own and may not reflect those of Dental Tribune America.

### EDITORIAL BOARD

Dr. Sascha Jovanovic, Editor in Chief  
Dr. Bernard Touati  
Dr. Jack T. Krauser  
Dr. Andre Saadoun  
Dr. Gary Henkel  
Dr. Doug Deporter  
Dr. Michael Norton  
Dr. Ken Serota  
Dr. Axel Zoellner  
Dr. Glen Liddelow  
Dr. Marius Steigmann  
Dr. Pankaj Singh

### Corrections

Implant Tribune strives to maintain the utmost accuracy in its news and clinical reports. If you find a factual error or content that requires clarification, please report the details to Managing Editor Sierra Rendon at [s.rendon@dental-tribune.com](mailto:s.rendon@dental-tribune.com).

### Tell us what you think!

Do you have general comments or criticism you would like to share? Is there a particular topic you would like to see articles about in Implant Tribune? Let us know by e-mailing [feedback@dentaltribune.com](mailto:feedback@dentaltribune.com). We look forward to hearing from you! If you would like to make any change to your subscription (name, address or to opt out) please send us an e-mail at [database@dental-tribune.com](mailto:database@dental-tribune.com) and be sure to include which publication you are referring to. Also, please note that subscription changes can take up to six weeks to process.



SEE US AT THE AO ANNUAL MEETING BOOTH #317

# infinity

Dental Implant System



internal hex

Surgically compatible with Zimmer® Tapered Screw-Vent®

tri-cam

Surgically compatible with NobelBiocare™ NobelReplace™

## Familiar Confidence.

The infinity System allows you to place our implants with the familiar confidence you get from your existing system.

## Sensible Compatibility.

Designed to work with your existing implant system, you have the flexibility to use your existing surgical drills, drivers, and prosthetics to place and restore the implant.

## Endless Opportunities.

You will notice one difference with the infinity Implant...pricing. We are committed to delivering a compatible implant at pricing that creates significant opportunities for both you and your patients.

**Give us a call today to experience infinity!**

each infinity implant only

**\$145<sup>99</sup>**



ACE Surgical Supply Co., Inc.  
1034 Pearl Street, Brockton, MA

1.800.441.3100 • [acesurgical.com](http://acesurgical.com)



NobelBiocare™ and NobelReplace™ are trademarks of Nobel Biocare Services AG. • Zimmer® and Tapered Screw-Vent® are registered trademarks of Zimmer Dental, USA

# FASTER is not always BETTER

## GET ONE RCM<sup>6</sup> FREE\* WHEN YOU BUY SIX MORE.

Limited Time Offer  
**1 FREE\***  
RCM<sup>6</sup>

VALID DURING FEBRUARY 2012.



SEE US AT THE AO ANNUAL MEETING BOOTH #317

# RCM<sup>6</sup>

## Resorbable Collagen MEMBRANE

### Features

- Guides healing of bone and surrounding tissue.
- Unique fiber orientation to provide high tensile strength for *in situ* stability of membrane.
- Predictable resorption time (26-38 weeks).
- Cell occlusive, designed to retard and/or prevent epithelium down growth.
- Available in 3 different sizes: 15 x 20mm, 20 x 30mm, and 30 x 40mm

### Advantages

- Longer resorption time, 26-38 weeks, for sustained function in bone repair.
- Higher mechanical strength for membrane stabilization.
- Each piece can be easily trimmed during surgery for a final fit.
- May be placed with either side against the tissue or bone.

### Typical Uses

- Extraction Sites
- Immediate Implant Loading
- Ridge Augmentation
- Bone Regeneration Around Implants
- Sinus Lift
- Apical Root Resection



ACE Surgical Supply Co., Inc.  
1034 Pearl Street, Brockton, MA

1.800.441.3100 • [acesurgical.com](http://acesurgical.com)



\* Mix and match different sizes, the smallest of the 7 membranes, on the same invoice, is the FREE one. Offer expires February 29, 2012.




# HANDS-ON IMPLANTOLOGY COURSES



“What we have to learn  
to do we learn by doing”

Aristotle (384 BC—322 BC) Greek Philosopher



ICOI WINTER SYMPOSIUM  
HILTON SAN DIEGO BAYFRONT  
FEBRUARY 16-18  
**BOOTH 111**



CHICAGO DENTAL SOCIETY  
MIDWINTER MEETIN EXHIBIT  
McCORMICK PLACE WEST BUILDING  
FEBRUARY 23-25  
**BOOTH 738**



ACADEMY OF OSSEOINTEGRATION  
PHOENIX CONVENTION CENTER  
MARCH 1-3  
**BOOTH 433**

## Q-Implant Marathon

### Practical Implantology Courses

Intensive Live Hands-On Surgery Courses for  
Professionals and Newcomers

#### Course Information

- Beginners place 30 Implants as the Main Surgeon
- Advanced expect to conduct difficult operations ranging from sinus elevations to highly complicated grafting cases
- Multiple course dates and locations
- Earn 40+ CE Hours

[WWW.IMPLANTOLOGYCOURSES.COM](http://WWW.IMPLANTOLOGYCOURSES.COM)



TRINO  
COLLEGIUM  
PRACTICUM



# Trinon Collegium Practicum: practical implantology courses for clinicians

Continuing education in dental implantology has traditionally focused on theoretical aspects. However, since 2003, the Trinon Collegium Practicum has organized practice-orientated dental implantology courses based on the model of surgeon training in European hospitals, enabling dentists to have a firmer grasp of implantology.

Entering implantology can be difficult for dentists to achieve successfully. It is not a subject of university education, and with international universities and courses being focused largely on theoretical orientation, it proves a time-consuming endeavor. Furthermore, in international education and training programs, the dentists almost never work on patients or might work on phantom cases, classified as hands-on.

This, according to Prof. Rainer Valentin, board member of the German Society for Dental Implantology (DGZI), led to education in implantology placing an increasing emphasis on theoretical training, which then results in a neglect of practical experience and, most importantly, the proof thereof.

This phenomenon is repeated globally and results in dentists often lacking in confidence and developing a fear of complicated cases, which essentially leads to long pauses between individual implants and a limited learning curve.

## Learning by doing

The Q-Implant Marathon is one reaction to this situation in the continuous-education sector. Started in 2003 in Cuba, and since conducted more than 70 times in four countries worldwide, the course is designed to be purely hands-on with a real patient experience under strict supervision from international surgeons and university hospitals. Participants with a strong theoretical foundation in implantology spend five days assisting in and performing surgery, placing approximately 30 implants within this short period.

"One only is confident doing what one knows," said Dr. Harald Glas from Vienna, summarizing the positive effect of practical education. During the Q-Implant Marathon, Glas worked with international peers and supervisors on several cases a day. Every case is discussed beforehand with the supervising tutor and assisting surgeon; furthermore, even during the surgery, questions about surgical treatments are addressed.

Patients are prepared and followed-up by the resident team of the university hospital and, in most cases, are immediately provided with long-term temporary restorations so participants can see the result of the treatment and complete their photographic documentation.

The phased approach of the Q-Implant Marathon, which accounts for 45 dental CME points, divides participants in three levels: Beginner, Advanced I and Advanced II.

This gives dental practitioners an opportunity to learn the relevant practical



The Q-Implant Marathon team with participants in Santo Domingo. Photos/Provided by Trinon Collegium Practicum

knowledge they require at their home clinics.

Beginners' courses are working on basic implant cases whereas surgeons with considerable experience can venture into more complicated cases with the knowledge and safety of having a supervisor to discuss the case and assist during surgery.

The concept of hands-on courses has been influenced by surgeon training in European hospitals where emphasis on practical surgical training of young doctors is at the center from day one. The experienced surgeon guides the hand of the assistant physician and gives him the feeling for working on patients while in a safe and controlled environment.

"Learning by doing is the most successful way to gain experience in implantology and that is why we do it that way," said Dr. Alfredo Valencia, the scientific director of the Q-Implant Marathon program.

## A focus on the United States

Today, the concept has been rolled out throughout three permanent locations worldwide with one in Dominican Republic and two courses in Asia. In the last eight years, the Trinon Collegium Practicum has seen more than 2,000 dentists participate in the Q-Implant Marathon with more than 12,000 patients treated and more than 30,000 implants placed.

The decision to conduct these hands-on courses in Dominican Republic stems

from the rising number of dental implantologists in the United States and its surrounding regions, a growing number of patients demanding a high level of care and the overall lack of practice-orientated courses in close proximity to American dentists. The course in Dominican Republic is based in Santo Domingo and has been conducted more than 26 times. This course collaborates with private clinics, where the clinic equipment is comparable to U.S. standards; similarly, the infrastructure is more or less comparable to the situation in the United States. All of the Trinon Collegium Practicum courses have ensured that conditions under which surgeons work have appropriate standards including surgical equipment, professional tooth scaling for patients, digital X-ray equipment and modern dental treatment chairs.

The head instructor for the Q-Implant Marathon in Santo Domingo is Valencia, who studied human medicine at the Oviedo University in Spain and specialized in stomatology, oral-maxillofacial surgery and implantology over the years. Valencia is supported by a team of assisting tutors, whom he personally recruited. Most of these tutors have learned implantology from him.

"So I know them well and it is easy for me to work with them," Valencia said.

The atmosphere is harmonious: even after 12 hours in the surgery room, the groups still like to meet for an evening



Q-Implant Marathon participants in Santo Domingo working in a team.

meal. Courses in Santo Domingo have developed even further over time with regard to patient care and technical aspects of surgery. One of the most important improvements has been patient selection. The local team is now able to assign patients to suit the ability and the needs of participants.

## Contact information

The Q-Implant Marathon is conducted six to eight times a year in the Dominican Republic and Asia. To find out more about the Q-Implant Marathon, contact: Optimum Solution Group, Mac Kubiak, call (877) 705-1002, e-mail [info@optimumsolutiongroup.com](mailto:info@optimumsolutiongroup.com) or see [www.implantologycourses.com](http://www.implantologycourses.com)



# ICOI takes Spring Implant Symposium to Toronto



Toronto will be the site of the ICOI's Spring Implant Symposium. Photo/www.sxc.hu

The ICOI will be holding its Spring Implant Symposium at the Sheraton Centre in downtown Toronto, Canada, from April 27-29.

The Sheraton Centre hotel is located in the heart of Toronto, cheek-by-jowl to the financial and theater districts and sits on top of Toronto's famous massive underground shopping mall, the PATH.

The Sheraton is conveniently located near museums and Toronto's professional sports arenas.

The scientific program was designed by Dr. Natalie Wong with assistance by her committee members, Drs. Blake Nicolucci and Yvan Poitras. The full 2½-day program is as follows:

## Friday, April 27

*"When Do We Use Digital Imaging to Enhance Implant Therapy?"*

Session host: Dr. Blake Nicolucci  
1 to 1:15 p.m.: Drs. Ken Judy, Carl Misch and Blake Nicolucci, Opening Ceremony

1:15 to 2:15 p.m.: Dr. Michael Pikos, "Cone Beam CT: The Value of Pre- and Post-Graft Scanning for Implant Reconstruction"

2:15 to 3:15 p.m.: Dr. George Mandelaris, "Clinical Myths and Realities of Computer-Guided Implant Therapy"

3:15 to 3:45 p.m.: Break with exhibitors

3:45 to 4:45 p.m.: Dr. Richard Nejat, "Computer-Guided Surgery and CAD/CAM Technology: Computer Generated Surgical Guides with Extractions and Immediate Provisionalization"

4:45 to 5:45 p.m.: Dr. Natalie Wong, "Destination ... Digital! From Plans, Scans and Now Digital Impressions"

6 to 7:30 p.m.: Tabletop and Poster Presentations and Welcome Reception

## Saturday, April 28: morning session

*"What a Restorative Dentist Should Know About Implant Surgery"*

Session host: Dr. Scott Ganz  
8:30 to 9:30 a.m.: Dr. Bach Le, "Avoiding and Managing Esthetic Complications Associated with Implant Therapy"

9:30 to 10:30 a.m.: Dr. Avi Schetritt, "Implant Design: Healing Prosthetic Consequences"

10:30 to 11 a.m.: Break with exhibitors

11 a.m. to 12 p.m.: Dr. Carl Misch, "Sequence of Treatment for Esthetics in the Pre-maxilla of Implant Prostheses"

12 to 1 p.m.: Lunch with exhibitors

## Saturday, April 28: afternoon session

*"What a Surgeon Should Know About Implant Prosthetics"*

Session host: Dr. Natalie Wong  
1 to 2 p.m. Dr. Scott Ganz: "The Impact of Implant Placement on Abutment Design for Screw-Retained and Cementable Restorations: Who Makes the Decisions?"

2 to 3 p.m.: Dr. Joseph Kan, "Prosthetic Driven Esthetic Anterior Implant Surgery"

3 to 3:30 p.m.: Break with exhibitors

3:30 to 4:30 p.m.: Dr. Barry Goldenberg, "The Ideal Partnership to Successful Implant Prosthodontics: Each One's Role from Diagnosis to Treatment through Maintenance"

4:30 to 5:30 p.m.: Dr. Ken Hebel, "Effective Comprehensive Treatment Planning and Consultation for Restorative and Implant Dentistry"

6 to 7 p.m.: Awards ceremony

## Sunday, April 29: morning session

*"Emerging Surgical Techniques to Enhance Treatment Outcomes"*

Session host: Dr. Yvan Poitras  
8:30 to 9:30 a.m.: Dr. Blake Nicolucci, "Pre-implant Bone Manipulation"

9:30 to 10:30 a.m.: Dr. Yvan Poitras, "Alternate Treatment Plans and Their Prognosis in Implant Dentistry"

10:30 to 11 a.m.: Break with exhibitors

11 a.m. to 12 p.m.: Dr. Stephen Wallace, "Changing Paradigms in Maxillary Sinus Elevation"

12 to 1 p.m.: Lunch with exhibitors

## Sunday, April 29: afternoon session

*"Emerging Prosthetic Techniques/Procedures to Augment Implant Outcomes"*

AD

**You** know how important photographs are to your practice, but you don't know who to turn to for advice. PhotoMed understands your **needs** and can help you choose the right camera. We also include **a** support and loan equipment program for the life of the camera so you have someone to turn to if you have questions.

**PhotoMed** dental cameras feature the best digital camera equipment available. The Canon G12, Rebel T3 and T3i are great choices.

Choosing a quality **dental** system for your practice doesn't have to be difficult. Call the experts at PhotoMed and we'll help you with all of your **camera** questions.

**PhotoMed** [www.photomed.net](http://www.photomed.net) • 800.998.7765



Visit the PhotoMed booth at these upcoming meetings:  
Yankee, Boston - #2105  
ICOI, San Diego  
CDS, Chicago - #825  
Osseo, Phoenix - #200  
Hinman, Atlanta - #1222

Session host: Dr. Dwayne Karateew  
 1 to 2 p.m.: Dr. Murray Arlin: "Surgical Risk Factors and Complications — How to Treat and How to Avoid Them"

2 to 3 p.m.: Dr. Jamie Lozada, "Benefits of Provisional Restorations for Immediate Loading Protocols"

3 to 3:30 p.m.: Break with exhibitors

3:30 to 4:30 p.m.: Dr. Dwayne Karateew, "Prosthetic Strategies to Enhance Peri-Implant Soft Tissue Esthetics"

#### ADIA program

ICOL's component society, the Association of Dental Implant Auxiliaries (ADIA), will be holding a 1½-day program for hygienists, dental assistants and front office staff members. In addition to the Friday afternoon program, the ADIA will on Saturday give certification courses for these three areas of the dental practice. The program is as follows:

#### Friday, April 27

1 to 1:15 p.m.: Introductions

1:15 to 2:15 p.m.: Carla Fray, "Transforming and Growing Your Dental Team"

2:15 to 3:15 p.m.: Gisèle Choquette: "Successful Lifelong Oral Hygiene with iTOP Technique"

3:15 to 3:45 p.m.: Break

3:45 to 4:45 p.m.: Yva Khalil, "Aesthetics Perceptions"

4:45 to 5:45 p.m.: Audree Beaudin, "Understanding Biomaterials"

#### Certification programs

Saturday, April 28

(Please choose one program.)

Programs are conducted simultaneously in three different rooms. (10 a.m. to 10:30 a.m. break; 12:30 to 2:30 p.m. lunch; and 3:30 to 4 p.m. break)

8 a.m. to 6 p.m.: Audree Beaudin and Yva Kha, "Dental Hygiene Implant Certification Program" (DHICP)

Includes: rationale for dental implants; classification and definitions of dental implants; contraindications; implant/tissue interfaces; assessment, diagnosis and treatment planning; implant surgical and prosthodontic procedures; maintenance and evaluation procedures; management of implant complications and failures.

8 a.m. to 6 p.m.: Vavi Bohbot and Carla Frey, "Dental Assisting Implant Certification Program" (DAICP)

Includes: classification and definitions of dental implants; indications and contraindications; biomechanics and biomaterials; client evaluation, assessment and selection; treatment planning, site selection and implant selection; implant complications and failures; surgical templates and stents; pharmacology and sedation; surgical preparation and infection control; surgical procedures; sinus lifts, bone grafts, tissue regeneration; prosthetic procedures; provisional prostheses and fabrication of temporaries; and laboratory considerations.

8 a.m. to 6 p.m.: Karen Young, "Practice Management Implant Certification Program" (PMICP)

Includes: terminology and definitions; case presentation and handling objections; commonly asked questions and appropriate responses; fee presentation; financial options and arrangements; risk management, documentation and record keeping; practice plans and marketing; referrals; intra/inter-office communications.

C.E. credits will be given to both the doctors and auxiliary attendees.

On Friday morning, April 27, Nobel Biocare and the Misch Institute will give pre-symposium workshops. Details of these two workshops appear below.

#### Nobel Biocare course

Time/day: 8 a.m. to noon Friday

Course fee: Free

Attendance is limited. First come, first served.

Dr. Anastasia Cholakis: "Delayed Implant Treatment Complications — Prevention and Treatment"

This seminar will review some delayed implant treatment complications such as hard- and soft-tissue loss. Peri-implant mucositis, soft tissue recession or dehiscences and peri-implantitis will be discussed as well as preventive measures and treatment modalities. An in-office implant maintenance protocol will be outlined to assist in the monitoring of the peri-implant tissues.

At the end of this seminar the participant

should be able to:

- Identify soft- and hard-tissue complications
- Adopt preventive strategies
- Have an understanding of some current treatment modalities
- Implement an in-office peri-implant maintenance program

#### Misch Implant Institute course

Time/day: 9 a.m. to noon Friday

Course fee: \$395

Attendance is limited. First come, first served.

Dr. Carl E. Misch: "Key Implant Position and Implant Number for Fixed Prostheses"

In every treatment plan for missing multiple teeth there are key implant positions, which are more important, related to biomechanics. There are four guidelines to determine these positions:

- No cantilevers
- No 3-adjacent pontics

- The canine and first molar rules
- Arch dynamics

Cantilevers are force magnifiers. Three adjacent pontics not only overload the adjacent abutment, the flexure of the metal is 27 times the flexure of a 1-pontic prosthesis.

The canine and first molar are key positions for an arch and, whenever missing, should be replaced with an implant (rather than a pontic). Arch dynamics (especially for a maxilla) require the structure to be considered as a 5-sided open pentagon. At least one implant in each section is required for each edentulous segment.

Once these key positions are determined, the additional implants required to restore the patient are considered based upon patient force factors and the bone density in the edentulous sites.

Delegates to this symposium should take advantage of these pre-symposium courses for additional C.E. credits.

AD

**Dentatus ANEW**

**When you've considered all the options, isn't it time to consider ANEW?**

ANEW is the only narrow-body implant with a screw-retained prosthetic system and over 5 years of clinical research to support the safe, reliable, long-term use for single tooth replacement (Froum *et al.*, IPRD, Vol. 27 (5)).

Available in several sizes (1.8, 2.2 and 2.4 mm diameters) ANEW provides options when bone augmentation or orthodontic treatment to fit a conventional implant is not practical. ANEW's unique one-piece design has no micro-gap and thus reduces the risk of crestal bone loss.

Simply put, ANEW is a proven technology that provides you and your patient with a long-term and practical solution where conventional implants can't.

For more information visit:  
[www.dentatususa.com/ImplantTribune](http://www.dentatususa.com/ImplantTribune)

**Expanding implantology with more treatment options.**

©2012 Dentatus USA, Ltd. • Patented and Patents Pending





Osteogenics Biomedical's annual Global Bone Grafting Symposium will be held at The Westin La Cantera Resort in San Antonio, Texas. Photos/Provided by Osteogenics Biomedical.

# Osteogenics to host 2012 Global Bone Grafting Symposium

*World-renowned speakers showcase the latest in bone-grafting techniques, materials, research*

Osteogenics Biomedical announces its 2012 Global Bone Grafting Symposium, unique for its focus on dental bone grafting and treatment planning, will be held April 19–21 at The Westin La Cantera Resort in San Antonio, Texas.

The symposium will feature presenta-

tions by world-renowned speakers, interactive treatment-planning sessions with an expert panel and optional hands-on workshops. Speakers include Dr. Stephen Caldwell, Dr. Sascha Jovanovic, Dr. Bradley McAllister, Dr. Alvaro Ordonez, Dr. Michael Pikos, Dr. Istvan Urban, Dr. Hom-Lay Wang and Dr. Thomas Wilson.


"After 30 years of attending a wide variety of C.E. courses, this symposium is at the top of my list," said Dr. Catherine Hebert about the 2011 symposium. "Fabulous speakers sharing an in-depth knowledge of the art and science of bone grafting ... I will be back for more like this!"

On April 20 and 21, the symposium will feature 90-minute main podium lectures, question-and-answer sessions and interactive treatment planning sessions. Optional hands-on workshops will be offered the afternoon of Thursday, April 19. Workshop topics include: vertical and horizontal ridge augmentation techniques, ridge sculpting using tenting screws and acellular membranes and socket augmentation techniques to minimize buccal bone resorption and improve implant esthetics.

"This symposium is unique in that it offers a broad scope in treatment perspectives and protocols from several of the more prominent clinicians and researchers in our field," said Dr. Philip Bird. "I would recommend it to anyone treating patients in the field of implant and regenerative dentistry."

The Westin La Cantera Resort is an ideal

▶ Continue on Page 10



The Westin La Cantera in San Antonio, Texas, the site of Osteogenics 2012 Global Bone Grafting Symposium, features 36 holes of championship golf and views of Texas Hill Country. Photo/The Westin La Cantera

AD

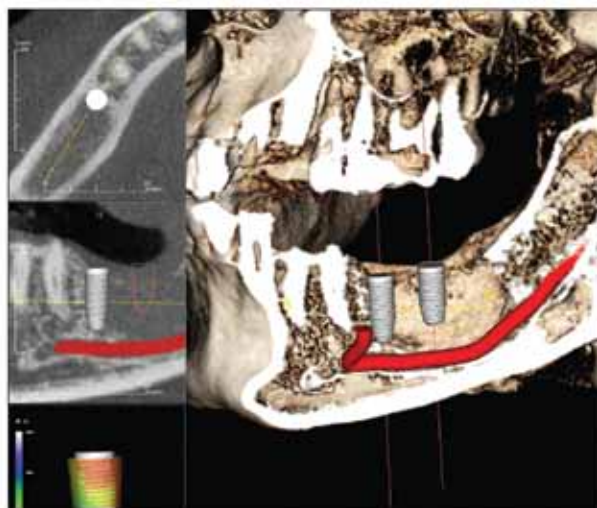
Simplify your implant surgery with

# Anatomage Guide™

Anatomage brings you advanced technology with Anatomage Guide. We are eliminating the need for pre-processing, double patient scans, scanning appliances and conversions. It's not about the things we added, but the processes we have removed. Experience simplicity like never before with top notch ser-

- **LOW FLAT COST**
- **FAST TURNAROUND**
- **SIMPLE PROCESS**
- **MADE IN CALIFORNIA, USA**

Implant Surgery Guide for **Invivo5**



Don't miss the Anatomage Users Group Meeting 2012!  
March 31, and April 1, 2012 in Monterey, CA



www.anatomage.com Tel. 408-885-1474 Fax 408-295-9786  
111 N. Market St. #800 San Jose, CA 95113 USA  
For more information please contact [info@anatomage.com](mailto:info@anatomage.com)

**Anatomage**



# Got Torque?

PEOPLE HAVE PRIORITY



surgical  
led+



IA-400



implantmed



elcomed



W&H Impex Inc.  
6490 Hawthorne Drive  
Windsor, Ontario N8T 1J9  
t +1 519 944 6739  
t +1 800 265 6277  
f +1 519 974 6121  
office.ca@wh.com

[wh.com/na](http://wh.com/na)