

# today



### New scanner might force you to go digital

Faster, easier and more accurate: If you've been on the fence, this scanner just might nudge you off.

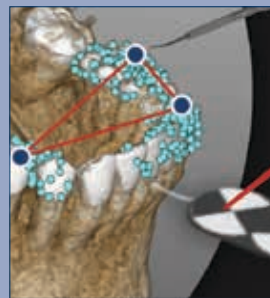
»Page 6



### A camera designed for dentistry

It has easy presets for clinical photography, and it's easy to disinfect with a sterilizing towelette.

»Page 8



### Breakthrough in guided surgery

'Trace and Place' navigation changes everything about guided implant surgery.

»Page 10

# Spring into Toronto



ASM19 features more than 330 exhibitors and 90 speakers — and quick access to Toronto's world-class dining, shopping, arts, culture and entertainment. (Photo/Provided by Tourism Toronto)

## Two days of exhibits, three days of education, nights filled with fun

■ Welcome to one of the largest and most respected dental conventions in North America, the Ontario Dental Association's Annual Spring Meeting.

The meeting includes three days of education and also includes a two-day trade show — capped each day with a complimentary cocktail reception on the exhibit floor.

In the days ahead, more than 90 internationally renowned speakers will cover a broad and diverse range of clinical, practice-management and

personal development topics. The exhibit floor features more than 330 companies and organizations offering a wide range of tried-and-true and new-and-innovative dental products, services and technology for attendees to test and compare.

The lectures, workshops and exhibits serve dentists, dental hygienists, dental assistants and all other members of a dental practice's staff. The

»see SPRING, page 3

AD

State-of-the-art visualization you won't want to miss.

**iTero**

Go beyond what **the eye can see.**

Visit Invisalign/iTero Booth 204

# Visit us at Booth 1638

New Products, Demonstrations and Great Deals!

## Beautiful II

A Nano-Hybrid Composite with Fluoride Release & Recharge



## EyeSpecial C-III



SMART DIGITAL CAMERA,  
DESIGNED EXCLUSIVELY FOR DENTISTRY

## Beautiful Flow Plus

Finally, an  
Injectable Hybrid  
Restorative for  
All Indications



## BeautiSealant

Fluoride Releasing  
Pit & Fissure  
Sealant System



## BeautiBond

One Adhesive:  
Two Powerful  
Monomers



## SHRINKAGE

Shrinkage  
0.8%



Low volumetric shrinkage (0.8%)  
and shrinkage  
stress (2.72 MPa)



Beautiful II  
LS



Scan here for more information  
on all Shofu Products.

Visit [www.shofu.com](http://www.shofu.com) or call 800.827.4638

Shofu Dental Corporation • San Marcos, CA



## today About the Publisher

Tribune America, LLC  
116 W. 23rd St., Suite 500  
New York, N.Y. 10011  
Phone: (212) 244-7181  
Fax: (212) 244-7185  
E-mail: [info@dental-tribune.com](mailto:info@dental-tribune.com)  
[www.dental-tribune.com](http://www.dental-tribune.com)

**Publisher & Chairman**  
Torsten Oemus  
[t.oemus@dental-tribune.com](mailto:t.oemus@dental-tribune.com)

**President/Chief Executive Officer**  
Eric Seid  
[e.seid@dental-tribune.com](mailto:e.seid@dental-tribune.com)

**Group Editor**  
Kristine Colker  
[k.colker@dental-tribune.com](mailto:k.colker@dental-tribune.com)

**Managing Editor**  
Fred Michmershuizen  
[f.michmershuizen@dental-tribune.com](mailto:f.michmershuizen@dental-tribune.com)

**Managing Editor**  
Sierra Rendon  
[s.rendon@dental-tribune.com](mailto:s.rendon@dental-tribune.com)

**Managing Editor**  
Robert Selleck  
[r.selleck@dental-tribune.com](mailto:r.selleck@dental-tribune.com)

**Product/Account Manager**  
Humberto Estrada  
[h.estrada@dental-tribune.com](mailto:h.estrada@dental-tribune.com)

**Product/Account Manager**  
Maria Kaiser  
[m.kaiser@dental-tribune.com](mailto:m.kaiser@dental-tribune.com)

**Product/Account Manager**  
Jordan McCumbee  
[j.mccumbee@dental-tribune.com](mailto:j.mccumbee@dental-tribune.com)

**Client Relations Coordinator**  
Leerol Colquhoun  
[l.colquhoun@dental-tribune.com](mailto:l.colquhoun@dental-tribune.com)

**Accounting Department**  
Nirmala Singh  
[n.singh@dental-tribune.com](mailto:n.singh@dental-tribune.com)



**Published by Tribune America**  
© 2019 Tribune America, LLC  
All rights reserved.

today appears during the Ontario Dental Association Annual Spring Meeting in Toronto, Ontario, Canada, May 9 and 10, 2019.

Tribune America makes every effort to report clinical information and manufacturers' product news accurately, but cannot assume responsibility for the validity of product claims, or for typographical errors.

The publishers also do not assume responsibility for product names or claims, or statements made by advertisers.

Opinions expressed by authors are their own and may not reflect those of Tribune America or Dental Tribune International.

## SPRING from page 1

conference and trade show attracts more than 13,000 dental professionals from across Canada, the United States and internationally to learn, network and share best practices.

### New this year

Returning attendees will notice a few changes this year. One of the biggest is the addition of the "Emerging Speaker Showcase" featuring presentations by experts with high-value information but with limited experience speaking professionally. These presentations are structured in shorter blocks of time compared with many of the other educational sessions, with each scheduled for 75 minutes. That gives attendees the opportunity to check out a wide range of topics with minimal time commitment. The Emerging Speaker Showcase runs today and Friday. There is no extra charge, but you should sign-in and be aware that seating is on a first-come, first-seated basis. The showcase is in Room 712 on the 700 Level.

Seating will be less of a challenge at most of the meeting's other sessions this year because of another change put into place by meeting organizers: All of these sessions are now ticketed. Another change for 2019: A higher percentage of the sessions are workshops and hands-on courses.

Most courses are in the South Building of the Metro Toronto Convention Centre, but some are in the North Building and the InterContinental Toronto Centre. To confirm final locations and schedules, you're encouraged to consult the ASM19 website, Program-at-a-Glance, mobile app and on-site signage.

### 75,000 square feet filled with dental innovation

A great complement to the meeting's expanded offering of hands-on educational sessions, the ASM exhibit hall also offers an abundance of tactile opportunities.

The more than 600 booths occupied by more than 330 dental companies and organizations are staffed by some of the industry's most knowledgeable professionals — all ready to answer questions and guide you through some of the industry's highest-value advancements.

But it's not all just business. There's plenty of opportunity to ensure dental professionals are leading fully balanced lives. Among the exhibit hall's destinations designed to keep you energized, motivated and happy are:

*The Relaxation Zone in booth No. 2141:* Professionally staffed, this booth offers attendees the opportunity to receive 10-minute neck and shoulder massages.

*The Wellness Lounge in booth No. 2226, sponsored by Carestream Dental:* Not your ordinary lounge, here you'll find an oxygen bar and



• Most courses are in the South Building of the Metro Toronto Convention Centre, but some are in the North Building and the InterContinental Toronto Centre. (Photo/Provided by Metro Toronto Convention Centre)

various other complimentary enhancers of your well-being.

*Healthy Eating Zone in booth No. 2212:* Now an ASM staple, this popular area is staffed by the well-known author and chef Rose Reisman and team. She has been providing Canadians with healthy eating recipes for 20-plus years.

The author of 19 books that encompass more than 2,000 recipes, she focuses on preventing chronic disease, maintaining healthy weight and keeping stress in check. But the real

draw here, throughout both days of exhibits, is the opportunity to sample the delightful, delectable food — that's good for you.

*Cocktail Receptions:* End your time in the exhibit hall each day with these complimentary-but-ticket-required networking and socializing opportunities. The receptions run from 4:30–5:30 p.m. on both days. Tickets are limited.

(Source: Ontario Dental Association ASM19 website)

## Exhibit Floor – Hours of Operation

Thursday, May 9: 9 a.m.–5:30 p.m.

Friday, May 10: 9 a.m.–5:30 p.m.

More than 600 booths representing 330-plus exhibiting companies and organizations.

# New: Hands-free infrared technology

## By Designs for Vision Staff

■ Designs for Vision is introducing patented hands-free infrared technology with the WireLess™ IR HDi™ and the Micro IR HDi headlights. These headlights feature HDi, high-definition imaging, Designs for Vision's exclusive advanced photonic design that provides uniform light distribution with maximum intensity.

The patent-pending HDi technology optically focuses the light from the LED to provide 45 percent more light with uniform distribution.

The patented IR feature enables better infection control by letting you operate the headlight without touching the system. The IR headlights use a built-in infrared signal to enable you to turn the light on or off simply and safely. Onboard biometrics sense the position of the headlight to filter out unintended signals while working.

Designs for Vision has added the high-definition imaging to all of its headlights, including the LED Day-



• The new HDi headlights from Designs for Vision can provide up to 45 percent more light with uniform distribution. (Photo/ Provided by Designs for Vision)

Lite® WireLess IR and the LED DayLite WireLess Mini, providing a lightweight cordless solution with light intensity comparable to many corded headlights. You can choose high-definition imaging with either a wired or wireless design to meet your preference, and any of the HDi headlights will illuminate the entire oral cavity.

Designs for Vision's WireLess headlights free you from being tethered to a battery pack. The simple modular designs uncouple the headlights from a

specific frame or single pair of loupes. Prior technology married a cordless light to one pair of loupes via a cumbersome integration of the batteries and electronics into the frame. The compact design of the LED DayLite WireLess headlights are independent of any frame/loupes.

The LED DayLite Micro HDi uses the new high definition imaging with a very lightweight headlight in combination with the Micro power pack. The Micro power pack is the lightest and

## Here in Toronto

You can see the Visible Difference® yourself by visiting Designs for Vision's booth, No. 630, or contact the company to arrange a visit in your office by calling (800) 345-4009 or emailing [info@dvimail.com](mailto:info@dvimail.com).

smallest power pack. The complete unit includes two power packs, and each power pack can run up to 10 hours.

Designs for Vision is also featuring the REALITY 5-Star rated Micro 3.5EF Scopes and Micro 4.5EF Scopes utilizing a revolutionary optical design that reduces the size of the prismatic telescope by 50 percent and reduces the weight by 40 percent while providing an expanded field view of the oral cavity.

Designs for Vision is excited to announce that it recently expanded into a new 67,500 square foot location on Long Island at 4000 Veterans Memorial Highway, Bohemia, N.Y.

AD



**Journées dentaires  
internationales  
du Québec**

2019

  
**Dre Cathia Bergeron**  
Dentisterie opératoire

  
**Dr. Lee-Ann Brady**  
Restorative Dentistry/  
Restoration

  
**Dr. Ronni Brown**  
Addiction and Dentistry/  
Dépendance et dentisterie

  
**Dr. Manor Haas**  
Endodontics/Endodontie

  
**Dr. Guillaume Jouanny**  
Endodontie

  
**Dr. Sergio Kutler**  
Endodontics/Endodontie

  
**Dr. Gilles Lavigne**  
Douleur et Apnée

  
**Dr. Sam Low**  
Periodontics/Parodontie

  
**Mme Johanne Montpetit**  
Gestion

  
**Dr. Chafic Safi**  
Endodontics/Endodontie

  
**Dr. John Svirsky**  
Oral Medicine/  
Médecine buccale

  
**Mr. Tom Viola, R. Ph**  
Pharmacology/  
Pharmacologie

**24 AU 28 MAI**

**PALAIS DES CONGRÈS DE MONTRÉAL** MONTRÉAL | CANADA

[odq.qc.ca/congres](http://odq.qc.ca/congres)







# Align University Training Institute opens in Shanghai

## By Align Technology Staff

Align Technology Inc. has opened the Align University Training Institute in Shanghai, China. This is Align's second training facility in China. The company opened its Chengdu training center in 2017.

This newest center represents the company's commitment to clinical education and support for dentists in China. It will be a major training facility that will enable Align to educate dentists and showcase the company's latest product and technology innovation in orthodontic treatment and digital dentistry.

"We see enormous potential in China, with a growing demand for Invisalign clear aligners," said Julie Tay, Align Technology senior vice president and managing director, Asia Pacific. "As consumer demand grows, we want to ensure we provide our doctors with the latest innovation and training to deliver great outcomes for Invisalign patients – and ultimately more beautiful smiles. This is another important investment we are making in China to provide localized training and support to our doctors, as we continue to lead the industry in clear aligners and digital dentistry."

According to the company, the Align University Shanghai Training Institute features state-of-the-art technology, including iTero intraoral scanners and dental simulation equipment. It holds three training rooms, including one multiple training room, a ClinCheck workshop room and a demonstration lab for iTero intraoral scanners and dental simulation equipment.

The institute will provide training, clinical education programs and demonstrations of the tools and processes used in a range of treatment options.

China is the second largest market for Align. The company opened its first office in Shanghai in 2011 and today has more than 1,200 employees in seven offices across China. To date, Align has trained more than 150,000 Invisalign practitioners worldwide.

Align Technology designs and manufactures the Invisalign® system – one of the most advanced clear-aligner systems in the world – and iTero® intraoral scanners and services. Align's products help dental professionals to achieve the clinical results they expect and to deliver effective, cutting-edge dental options to their patients. You can visit [www.aligntech.com](http://www.aligntech.com) for more information.



Julie Tay (second from right), Align Technology senior vice president and managing director, Asia Pacific, and Jin Xiang (middle), Align Technology managing director, China, at the ribbon-cutting ceremony of Align University Shanghai Training Institute. (Photo/Provided by Align Technology)

AD

The Future Is Here.  
Take control with same-visit restorations.



Visit Booth #747 at ODA Annual Spring Meeting

### THE GLIDEWELL.IO™ IN-OFFICE SOLUTION LETS YOU PROVIDE YOUR PATIENTS WITH THE BEST:

- Mill restorations made from BruxZir® NOW, the only fully sintered zirconia for in-office use, with the fastmill.io™ — no oven time required
- Ensure superb fit and minimal adjustments with fastdesign.io™, our easy-to-use design software powered by exclusive machine learning algorithms
- Give care with confidence thanks to first-class support from Glidewell Laboratories, the world's most innovative dental laboratory

Bring your personalized ROI analysis to Booth #747 and receive free registration to our CE course "Introduction to Same-Appointment Dentistry with CAD/CAM Technology"

Find out how much you could be saving with glidewell.io at [www.glidewell.io/roi-calculator](http://www.glidewell.io/roi-calculator).

“The glidewell.io™ system is a game changer.

No other system on the market offers more. It is user-friendly and as simple as it could get.

— Michael Guzman, DDS  
The Woodlands, TX, USA



glidewell.io™  
IN-OFFICE SOLUTION

[www.glidewell.io](http://www.glidewell.io) | 844-949-7184

## Here in Toronto

You can visit Align Technology in booth No. 204 to learn more about the Invisalign system and iTero digital scanning.

The glidewell.io In-Office Solution also requires an iTero Element Intraoral Scanner.

GD-699353-042419

# New scanner could move digital fence-sitters

By Dr. Hsuan Chen

■ The Primescan is the new intraoral scanner from Dentsply Sirona. For the dental professionals who are on the fence about joining digital dentistry, the Primescan presents an interesting choice. For the current CEREC users, on the other hand, social media might have just imploded with a collective, "It's about time!"

But how much of it is hype, and how much is grounded in practical truth? Our very own Dr. Michael Tsao spent some time with this new machine and noted both its apparent strengths and weaknesses. In this article, I will attempt to distil our internal discussions and offer some insights and analysis on this fascinating device.

## What is Primescan?

You can read all about its technical achievements and specifications at [www.dentsplysirona.com/primescan](http://www.dentsplysirona.com/primescan). In short, Primescan promises to be faster, easier to use and more accurate. At face value, these claims might not seem bold or even interesting, since every other major brand of intraoral scanners have said similar things about their scanners. This time, however, it seems like these promises are more than just marketing platitudes, as our analysis will show. But first, let's talk about some physical comparisons between the Primescan and the Omnicam.

## The interface


The Primescan kept the same cart design as the Omnicam, albeit with some distinct differences in how you control the user interface. The mouse cursor is now controlled with a touch pad, with two smaller regions underneath corresponding to the left and right mouse buttons. For CEREC users accustomed to the old scroll-wheel, it will take some getting used to.

Not only is the track ball gone, the keyboard is removed as well for a clean and minimalist look. The battery is also apparently larger and actually able to support the use of Primescan without a power socket connection. The new touch screen is also 16:9 instead of 4:3, giving the user plenty more real estate to work with. Personally, I've had no complaints with the original design on the Omnicam, but these are definitely nice quality-of-life changes.

If you want, you can also control the software via the touchscreen itself. The screen is able to move and tilt like the Surface Studio from Microsoft, offering an intuitive method of moving the 3-D models around. One the most common

## Here in Toronto

You can experience the ease of use and accuracy of the recently released Primescan intraoral scanning system in the Dentsply Sirona booth (No. 1103). A more detailed version of this article, "New Kid on the Block: Primescan and What It Means for Current and Potential Users," can be accessed at [www.cerecdigest.net](http://www.cerecdigest.net).



• The Primescan scanner.



• The software can be controlled via a touchscreen that moves and tilts the perspective, providing a highly intuitive method of manipulating the 3-D images. (Photos/Provided by Dentsply Sirona).

issues we see from new CEREC users at our training centre is their struggle with the track ball. It's nice to see an update that shows some love for users who are probably already masters of the touch screen on their phones and tablets.

In addition to its larger scanning field, the Primescan also uses specific wavelengths of blue light that, according to Dentsply Sirona, can more accurately capture the surface data. Don't confuse this blue light with the CEREC Bluecam, however, as the new Primescan uses a completely new patented technology of image capture. As you will see in our analysis later on in this article, all this technology does seem to make significant differences.

## The software

Admittedly, one of the changes that I am most excited about is the new design of CEREC 5.0 software. The blue background and button designs used in previous CEREC 4.x definitely looked dated (it was released in 2012, to be fair). Personally, I think they did a good job cleaning up the software interface.

During the event, Dentsply Sirona placed heavy emphasis on the new A.I. in the CEREC software. And that's why it's exciting to see the new CEREC 5.0 A.I., because it is capable of self-learning. The more time you work with it, the better its automatic margins and restoration designs will be. The even better news is that the learning processes are aggregated and centralized at a main server controlled by Dentsply Sirona, then distributed to all the end-users. This means that as a new Primescan or Omnicam owner, you can immediately take advantage of the most mature and smartest version of the software, trained by dentists all around the world.

## Hands-on verdicts

So, about those three claims made by Dentsply Sirona, let's take a look at each one by one.

*Is Primescan faster?* Yes. Primescan does feel noticeably faster than the Omnicam, but keep in mind that the Omnicam is currently already one of the fastest scanners available. So how fast do you need, really?

*Is Primescan easier to use?* Yes. As a veteran Omnicam user, Tsao had no trouble adjusting to the Primescan on the first try. The new scanner's large imaging area and increased depth of field (up to 20 mm) seems to keep the image capture more continuous without breaks. Note that the scanner is also bulkier and heavier, so if you're not into heavy scanners this might be a small issue.

*Is Primescan more accurate?* Accuracy can be divided into two components: trueness and precision.

Trueness is how closely the data conform to reality (or the best approximation of reality), while precision is how closely the data conform to each other. These two concepts are mutually exclusive, and therefore can be tested separately.

According to tests completed at the University of Zurich, Primescan can achieve a local accuracy trueness of 14  $\mu\text{m}$  and precision of 10  $\mu\text{m}$ ; and a global accuracy trueness of 32  $\mu\text{m}$  and precision of 30  $\mu\text{m}$ . (Results of other scanners can be found in the Journal of Applied Oral Science article "Local accuracy values for desktop and intraoral scanners," Heike, 2016 at [www.ncbi.nlm.nih.gov/pmc/articles/PMC4775014](http://www.ncbi.nlm.nih.gov/pmc/articles/PMC4775014)).

## Final thoughts

The release of Primescan at this time, along with its complementary software, is intriguing because it signals


Dentsply Sirona's push to capture a bigger share of the digital impression (DI) market. While in this article I focus almost entirely on the scanner, it is actually just the gateway into a whole slew of systems.

For dental professionals looking to purchase their first intraoral scanner, the ease of use and accuracy offers immediate short-term benefits. At the same time, the A.I., the optional modular software and great support communities such as [CERECDoctors.com](http://CERECDoctors.com) are valuable assets for the longer term.

For current CEREC users, Primescan offers a fork in the road that we're already traveling on. Assuming that the Omnicam will indeed get all the latest software updates, I feel that current users will be just as happy with either the Omnicam or the Primescan.

If you are planning a gradual conversion to the new digital workflow in restoratives, implantology or orthodontics, then the DI-focused Primescan is a great first step into the ecosystem.

## About the author



• Dr. Hsuan Chen

Formerly from Vancouver, Dr. Hsuan Chen now practices full-time in Taiwan. Chen is a lecturer at the CEREC

Asia Training Facility and has a background in engineering. As chief editor of CEREC digest ([www.cerecdigest.net](http://www.cerecdigest.net)), he writes primarily about the technological aspects of digital dentistry.

**NEW**

# BioSonic<sup>®</sup> UC150

1.5 GALLON | 5.7 LITER ULTRASONIC CLEANING SYSTEM

**\$75 Gift Card Rebate\***

promo code is UC15075



Maximize counter space with recessed or countertop option



Customizable settings



Document data log with a USB interface



Quiet operation for a comfortable work environment



Stainless steel tank



Multiple cleaning configurations

## Enter to win a free cleaner at COLTENE Booth #711

Call Us: 800.221.3046 | Fax: 330.645.8704 | [coltene.com](http://coltene.com)

\*Promotion period ends June 30, 2019. Eligibility restricted to the United States and Canada (excludes US territories). May not be combined with any other COLTENE promotion. Please submit your rebate request before July 31, 2019, using the rebate form located at [UC150coltene.com](http://UC150coltene.com) and submit with proof of purchase to [promotionspecial@coltene.com](mailto:promotionspecial@coltene.com) or fax to 330.645.8704. Promotion code UC15075 must be noted on invoices for redemptions.

**COLTENE**

# New dental camera engages entire team

• The new and improved EyeSpecial C-III digital dental camera helps dental practices and laboratories increase patient acceptance and productivity. (Photos/Provided by Shofu Dental)



Revolutionizing clinical photography: Pre-programmed shooting modes enable dental camera users to navigate through tasks without extensive photographic skills or experience

## By Shofu Dental Staff

■ Dentists who strive to increase the effectiveness of clear aligner therapies in their practice seek products that can engage their team members and improve the experience of a patient. Digital photography plays a key role in documenting treatments. With the right camera, team members can help increase the patient's understanding of the clear aligner treatment for easy case acceptance.

The EyeSpecial C-III camera from Shofu enables staff to take impressive images for case documentation, diagnosis, treatment planning, and patient communication and education. This digital dental camera has eight pre-programmed shooting modes so that

clinicians and their team members can complete their photo series with ease and consistency.

For every step of orthodontic photography, the EyeSpecial C-III will automatically set the appropriate f-stop, aperture and focal length to deliver consistent ideal photographs, leaving the camera's operator to simply select a suitable mode. Incorporating intuitive functions tailored specifically for dentistry, the EyeSpecial C-III is designed to handle all clinical applications regardless of who is taking the photos.

Combining the photos with a draw/edit function, which allows for making notes directly on images, is a unique attribute for effective treatment evaluation or a discussion about



• The heavy-duty camera's body is water-, chemical- and scratch-resistant, and it can be swiftly disinfected with a sterilizing towelette.

## Here in Toronto

Find Shofu products in the Au-Shaw Dental Productions booth, No. 1638, and online at [www.shofu.com](http://www.shofu.com).

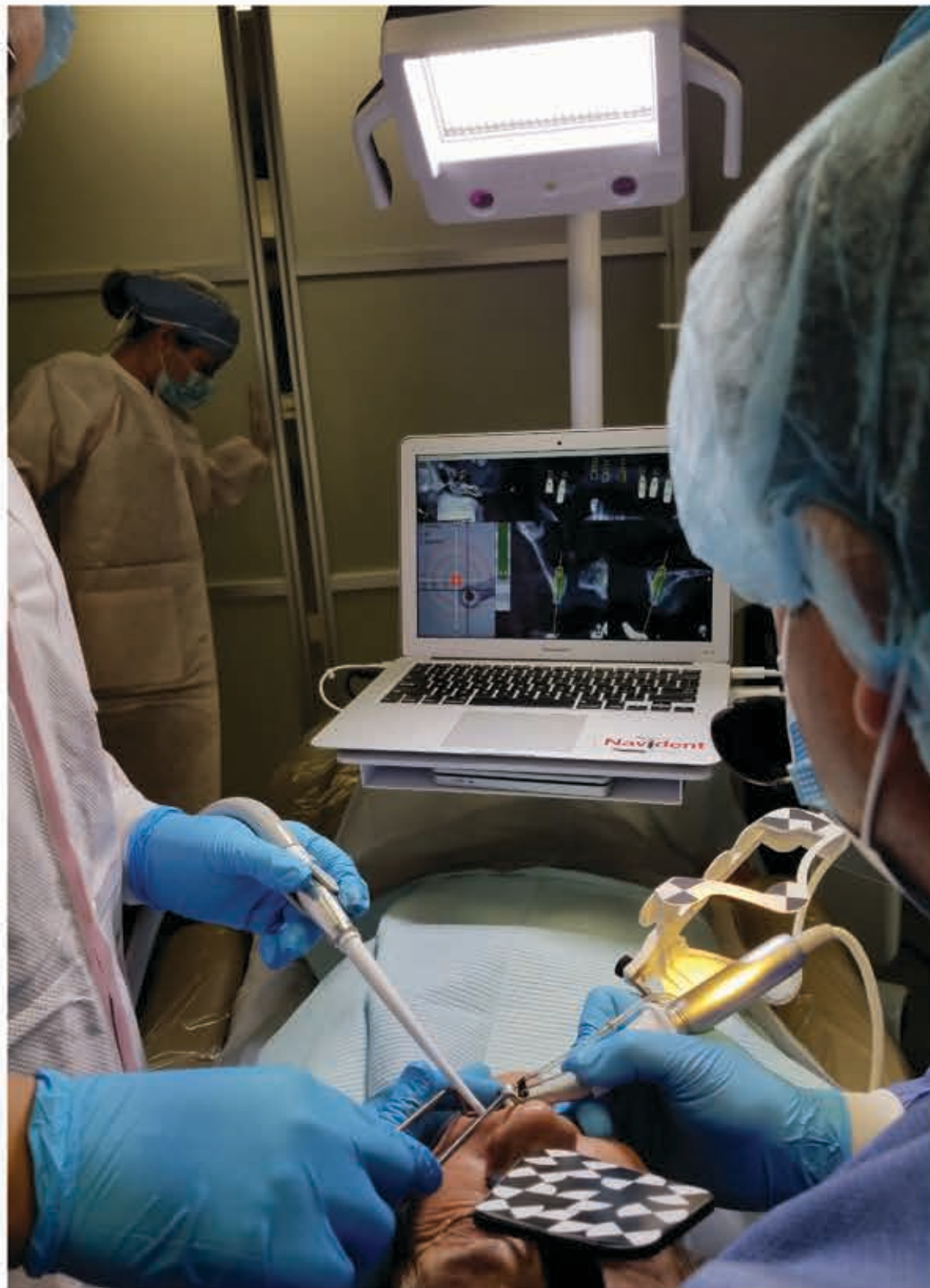
the progress or challenges associated with the modality. Engineered to provide functionality, the ultralight (weighing ca. 11lb) EyeSpecial C-III complies with infection control protocols. The camera's body is water-,

chemical- and scratch-resistant, and it can be disinfected with a sterilizing wipe, reducing the possibility of cross-contamination.



# The Smallest Footprint in your practice; The Largest Impact on your practice

- Attachment and tracking of different types of instruments: Contra-angle or Straight High-Speed and Slow-Speed Handpiece, Piezotome, Osteotome, etc.
- Small or Large FOV CBCT compatible
- Over 15 years of medical imaging and stereoscopic camera development
- Rapid innovative iterations in response to customer feedback.
- Smallest Footprint and Fastest Workflow equals the Largest Impact on your practice!



Visit Darrell at Booth 1946 during the 2019 ODA to experience the latest advances in dynamic guided surgery



**Darrell M. Cook**  
National Account Manager,  
ClaroNav, Inc.

**"I was quite pleased to learn that in synchrony with its navigation capabilities, Navident simplifies the protocol and increases the accuracy of socket-shield technique!"**

Dr. Jean-Francois Brochu,  
Prosthodontist, St-Hubert, Quebec

[www.claronav.com](http://www.claronav.com)  
[darrell@claronav.com](mailto:darrell@claronav.com)  
647-965-6572

**Navident**  
by  ClaroNav

