

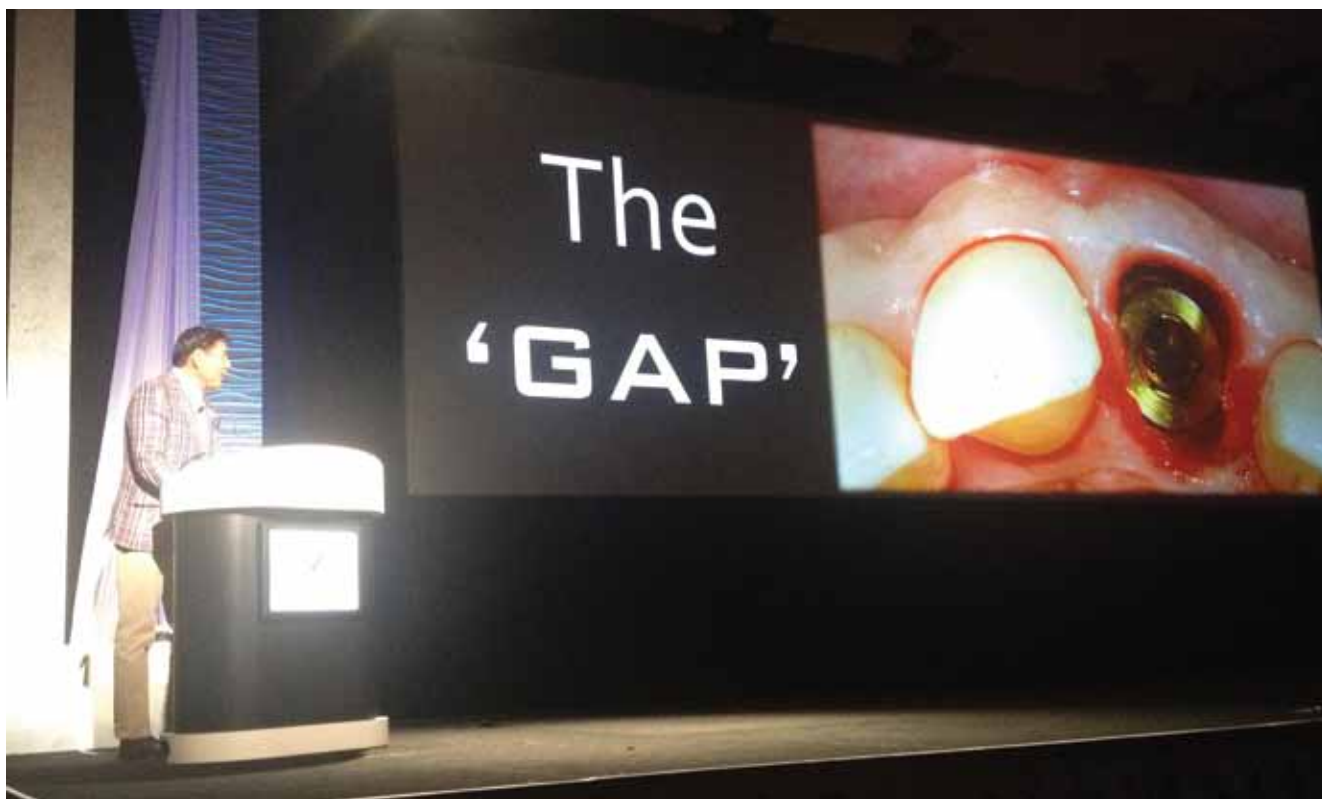
IMPLANT TRIBUNE

— The World's Dental Implant Newspaper • U.S. Edition —

NOVEMBER 2013 — VOL. 8, No. 11

www.dental-tribune.com

Where technology reigns



Dr. Stephen Chu speaks on 'Implant Placement Adjacent to Natural Teeth: Prosthetic Strategies for Tissue Preservation' as part of the main podium program at the AAID Annual Meeting in Phoenix. Chu addressed the controversies in esthetic outcomes related to clinical treatment procedures in his presentation. Photos/Sierra Rendon, Managing Editor

AAID enhances its offerings with new features

By Sierra Rendon, Managing Editor

"Technology and Biology" was not just the theme of the AAID's annual meeting, taking place Oct. 23–26 at the JW Marriott Desert Ridge in Phoenix. It was also integrated into nearly every aspect of the show, from the main podium to the intensive courses to the exhibit hall.

At the main podium, as speakers such as Dr. Stephen Chu and Dr. Paulo Malo provided in-depth information on clinical subjects, attendees had the opportunity to text questions the presenter would then answer live at the end of his or her program. This feature continued throughout the event at all main podium sessions.

The opening day of the event's international symposium, "International Excel-

- See AAID, page B2

American Academy of Implant Dentistry and its foundation recognize dentists

The American Academy of Implant Dentistry recognized three dentists with the highest awards given by the academy during its recent 62nd annual meeting.

Named the recipient of the Aaron Gershkoff /Norman Goldberg Memorial Award was Emile Martin, DDS, FAAID, DABOI/ID, of Syracuse, N.Y.

An honored fellow of the American Academy of Implant Dentistry and a diplomate of the American Board of Oral Implantology/Implant Dentistry, Martin is a past president of the AAID and its foundation, as well as a fellow and past president of the Academy of Laser Dentistry. He is the recipient of the Academy of General Dentistry Lifelong Learning and Service Recognition Award.

The 2013 recipient of the Isaih Lew Memorial Research Award was Ulf Me Wikesjö, DDS, DMD, PhD, of Augusta, Ga. He currently serves as professor of periodontics and oral biology at the College of Dental Medicine, Georgia Regents



Dr. Emile Martin

University. Wikesjö is the founding director of Sweden's Laboratory for Applied Periodontal and Craniofacial Regeneration, and he was the 2008 winner of the prestigious US Prix Galien Award for Best Biotechnology Product. He is a

diplomate of the American Board of Periodontology and is the author of more than 190 original articles, reviews and chapters of scientific journals and texts.

David Resnick, DDS, FAAID, DABOI/ID, of Ada, Minn., was named the recipient of the inaugural Paul Johnson Service Award to acknowledge AAID members



Dr. Ulf Me Wikesjö

whose volunteer efforts have been above and beyond the norm. He is an honored fellow of the American Academy of Implant Dentistry and a diplomate of the American Board of Oral Implantology/Implant Dentistry. Resnick served six years

on the membership committee and continues his tenure on the admissions and credentials board. His efforts on behalf of the academy's Central District have been instrumental in the resurgence of that district.

Established in 1951, the AAID is the only implant organization that offers



Dr. David Resnick

dental implant credentials recognized by state and federal courts as bona fide. Its membership, which exceeds 4,600, includes general dentists, oral surgeons, periodontists and prosthodontists from across the United States and in 40 other countries.

For more information about the AAID and its credentialed members, visit the American Academy of Implant Dentistry's website at www.aaid.com or www.thedentalimplantexperts.com or call the AAID at (312) 335-1550 or (877) 335-AAID (2243).



Chuck Genco, CDT, speaks during a live clinical demonstration at the Nobel Biocare booth during the AAID Annual Meeting in Phoenix.

← AAID, Page B1

lence in Implant Dentistry — The Spanish Connection,” offered simultaneous translation, and live surgery presentations continued to be held throughout the meeting.

Perhaps the advancement of “Technology and Biology” was most prominent in the meeting’s Implant World Expo, in which dozens of companies brought the latest and greatest in implant dentistry innovation to share with attendees. Whether attendees were looking for abutments, instruments, lasers, grafting materials, cone beam or any other implant technology, it was likely to be found in the Implant World Expo.

Here is a sampling of the variety of events and activities that took place during the AAID Annual Meeting in Phoenix:

- A live surgery broadcast from Philadelphia featured Drs. Thomas J. Balshi and Stephen F. Balshi, who aimed to familiarize participants with the surgical and prosthetic phases of the Teeth-in-a-Day® protocol. The live clinical procedure included overall site preparation, identification of critical anatomy, osteotomy, implant placement, abutment selection and the construction of the screw-retained fixed provisional prosthesis.

- “Vertical Augmentation Surgery” was the focus of a second live surgery, this one broadcast from Loma Linda University. Surgeon Istvan Urban offered an in-depth view of vertical ridge augmentation using GBR. Flap design, bone graft



An AAID attendee checks out the poster presentations at the meeting.

and membrane placement and tension-free flap closure were demonstrated during the popular session. Dr. Joel Rosenlicht moderated the presentation.

- In the Implant World Expo, Nobel Biocare hosted live clinical demonstrations



AAID attendees stream into the Implant World Expo to explore exhibitors’ new products.

at its booth focusing on “Surgical and Restorative Procedures for the Edentulous Patient using the All-on-4® Treatment Concept and NobelGuide®.” Dr. Caesar C. Butura and Chuck Genco, CDT, were the featured speakers for those sessions.

IMPLANT TRIBUNE

PUBLISHER & CHAIRMAN

Torsten Oemus t.oemus@dental-tribune.com

PRESIDENT/CHIEF EXECUTIVE OFFICER

Eric Seid e.seid@dental-tribune.com

GROUP EDITOR

Kristine Colker k.colker@dental-tribune.com

MANAGING EDITOR IMPLANT TRIBUNE

Sierra Rendon s.rendon@dental-tribune.com

MANAGING EDITOR

Fred Michmershuizen
f.michmershuizen@dental-tribune.com

MANAGING EDITOR

Robert Selleck, r.selleck@dental-tribune.com

PRODUCT/ACCOUNT MANAGER

Humberto Estrada h.estrada@dental-tribune.com

PRODUCT/ACCOUNT MANAGER

Jan Agostaro j.agostaro@dental-tribune.com

PRODUCT/ACCOUNT MANAGER

Will Kenyon w.kenyon@dental-tribune.com

MARKETING DIRECTOR

Anna Wlodarczyk-Kataoka
a.wlodarczyk@dental-tribune.com

EDUCATION DIRECTOR

Christiane Ferret c.ferret@dtstudyclub.com

Tribune America, LLC
116 West 23rd Street, Suite 500
New York, NY 10011
Phone (212) 244-7181
Fax (212) 244-7185

Published by Tribune America
© 2013 Tribune America, LLC
All rights reserved.

Tribune America strives to maintain the utmost accuracy in its news and clinical reports. If you find a factual error or content that requires clarification, please contact Managing Editor Sierra Rendon at s.rendon@dental-tribune.com.

Tribune America cannot assume responsibility for the validity of product claims or for typographical errors. The publisher also does not assume responsibility for product names or statements made by advertisers. Opinions expressed by authors are their own and may not reflect those of Tribune America.

EDITORIAL BOARD

Dr. Pankaj Singh
Dr. Bernard Touati
Dr. Jack T. Krauser
Dr. Andre Saadoun
Dr. Gary Henkel
Dr. Doug Deporter
Dr. Michael Norton
Dr. Ken Serota
Dr. Axel Zoellner
Dr. Glen Liddelow
Dr. Marius Steigmann

Corrections

Implant Tribune strives to maintain the utmost accuracy in its news and clinical reports. If you find a factual error or content that requires clarification, please report the details to Managing Editor Sierra Rendon at s.rendon@dental-tribune.com.

Tell us what you think!

Do you have general comments or critique you would like to share? Is there a particular topic you would like to see featured in Implant Tribune? Let us know by e-mailing feedback@dentaltribune.com. We look forward to hearing from you! If you would like to make any change to your subscription (name, address or to opt out) please send us an e-mail at database@dental-tribune.com and be sure to include which publication you are referring to. Also, please note that subscription changes can take up to six weeks to process.

GIVE YOUR DENTURE WEARING PATIENTS THE SECURITY THEY DESERVE WITH EVERY SMILE.



Now it's possible for you to offer reliable, predictable, same-day small-diameter implants to your patients who are denture wearers. The **miniMARK**® Dental Implant System is an affordable option for denture wearers. Precision engineered by ACE Surgical, it is the world's first small-diameter implant system to feature the renowned LOCATOR® Attachment.

miniMARK®
Dental Implant System



BUY 12 miniMARK IMPLANTS GET 2 MORE PLUS THE KIT FREE*

* All 7 miniMARK Implants need to be on the same invoice. Free implant shipped with order. Offer expires Dec. 31, 2013.
miniMARK® is a registered trademark of ACE Surgical Supply Co., Inc. • Locator® is a registered trademark of Zest Anchors, LLC • Manufactured by ACE and Zest Anchors



ACE Surgical Supply Co., Inc. 1.800.441.3100 • acesurgical.com
1034 Pearl Street, Brockton, MA

SO MANY POSSIBILITIES.

SO SIMPLE TO USE.

The Synthetic Solution
to Bone Regeneration

NOVABONE®
DENTAL PUTTY



**IMPLANT
STABILIZATION**

**PERIODONTAL
DEFECTS**

**SOCKET
PRESERVATION**

**SINUS LIFT
PROCEDURES**

NOVABONE Dental Putty is the only graft material available in pre-mixed, disposable, uni-dose Cartridges. This patented system simplifies the delivery of graft to the defect site following minimally invasive surgical techniques.

NovaBone Dental Putty has best-in-class handling while delivering predictable and reliable bone formation. Through a unique process called Osteostimulation, NovaBone Dental Putty is engineered to accelerate natural healing and increase cellular activity required for cells to form new bone.

New to the NovaBone family of products is the innovative 0.25cc Mini Cartridge and Mini Dispensing Gun. Ideal for filling smaller defects.

Now through the end of December 2013, customers who purchase 4 packages of Mini Cartridges will receive one additional package FREE! Purchase at least 2 packages and receive the Mini Cartridge Dispenser FREE!



New 0.25cc Mini Cartridges and Dispenser, ideal for filling smaller defects.

* FREE Dispenser limited to one per customer. Not to be combined with any other promotions or discounts. Offer valid through December 31st, 2013.



ACE Surgical Supply Co., Inc. 1.800.441.3100 • acesurgical.com
1034 Pearl Street, Brockton, MA



Scenes from the AAID



Dr. Ron Nguyen and Helen Trang demonstrate the use of Ultralight Optics products at the company's booth at the AAID Annual Meeting.



Dave Dommel, director of sales, is ready to help at ACE Surgical's booth.




AAID attendees could talk to Michele Batson at the PreXion booth about the company's CBCT scanners and 3-D viewing software.



MGUIDE Sales Specialist Ori Markowitz helps an AAID attendee at the company's booth.



Impladent President Maurice Valen, right, and Andrew Valen, vice president, answer questions at the company's AAID booth.



An AAID attendee tries out equipment at the SurgiTel booth.

*Photos by
Sierra Rendon,
Managing Editor*



Fabrizio Asprino and Emiko Ota stand ready to help attendees amidst a bevy of products at the Osada booth.



Greg Slayton and William Simmons help an attendee pick out materials at the Salvin Specialties booth.



Sean Chappell offers to help attendees check out the latest in digital cameras at the PhotoMed booth.

AD

AAID's Dental Marketplace helps clinicians do their online shopping

By AAID staff

The American Academy of Implant Dentistry's online Dental Industry Marketplace is a leading source of information for practitioners seeking to purchase services or supplies.

Available from a link on the AAID homepage (www.aaid.com), the Dental Industry Marketplace features industry-specific product and service listings designed to aid AAID members and the implant dentistry community with their purchasing decisions.

The 2013 edition of the buyers' guide includes request for information (RFI) functionality that allows users to contact participating suppliers with a click of their mouse. With a downloadable desktop search application available, visitors also have the ability to search for items directly from a small search window on their desktops – making the search process convenient and time-efficient.

There is even an app for your Apple device so you can access the Dental Industry Marketplace on the go. Visit the Apple Store to download the AAID mobile app or scan the QR code at right.

For more information, visit www.dentalindustrymarketplace.com or www.aaid.com.



AMERICAN ACADEMY OF IMPLANT DENTISTRY

ANNUAL EDUCATIONAL CONFERENCE

Implant Dentistry More than Magic

18 hours of implant-specific Continuing Education

Learn about:

- Digital implant dentistry
- Soft tissue management
- Esthetics
- Simplification
- Complications

Learn from world-class presenters and your colleagues from throughout the world

Save \$200
If you register by March 31, 2014

NOV 5-8 2014

HYATT REGENCY ORLANDO
(formerly The Peabody Orlando)

ORLANDO FLORIDA

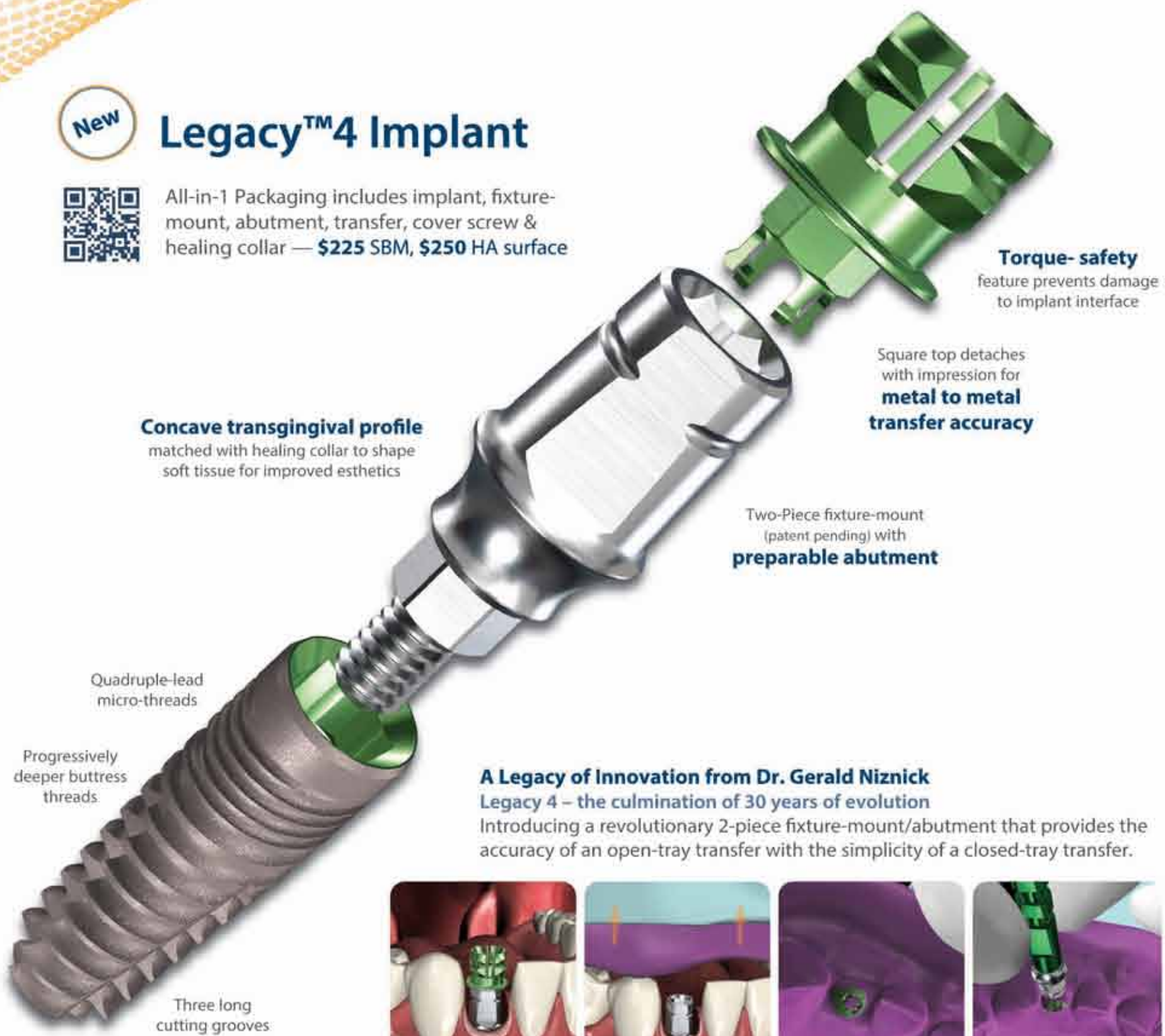
A Legacy of Innovation

New

Legacy™4 Implant



All-in-1 Packaging includes implant, fixture-mount, abutment, transfer, cover screw & healing collar — **\$225 SBM, \$250 HA surface**



Concave transgingival profile
matched with healing collar to shape soft tissue for improved esthetics

Torque- safety
feature prevents damage to implant interface

Square top detaches with impression for **metal to metal transfer accuracy**

Two-Piece fixture-mount (patent pending) with **preparable abutment**

Quadruple-lead micro-threads

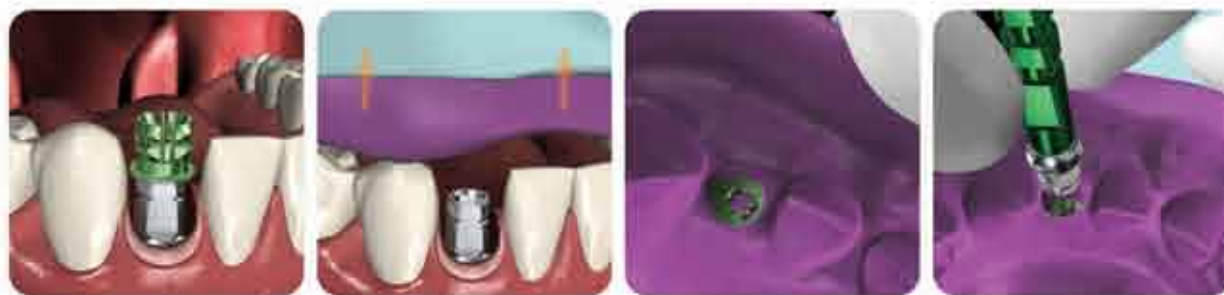
A Legacy of Innovation from Dr. Gerald Niznick

Legacy 4 – the culmination of 30 years of evolution

Introducing a revolutionary 2-piece fixture-mount/abutment that provides the accuracy of an open-tray transfer with the simplicity of a closed-tray transfer.

Progressively deeper buttress threads

Three long cutting grooves



Square top detaches with the impression, providing a snap attachment for abutment/analog.

The abutment portion of the fixture-mount snaps onto the transferred top for the accuracy of a metal-to-metal connection.

	Laboratory Abutment	Straight Snap-On	Straight Contoured	15° Angled Contoured	Gold/Plastic	Zirconia/Ti Abutment	Plastic Temporary Abutment	Ball Attachment	GPS™ Attachment	Angled GPS™ Attachment	Multiple-Unit w/Cap & Transfer Straight	Multiple-Unit w/Cap & Transfer Angled
Our price:	\$85	\$100	\$100	\$100	\$120	\$120	\$40	\$112	\$100	\$120	\$100	\$120
Zimmer Dental®	\$162	\$220	\$175	\$190	\$216	\$260	\$67	\$179	\$166	N/A	\$217	\$297

Legacy™ 6mmL Implants

Short in Length, Long on Stability



Reality Check Bicon® Customers
 Save up to \$317 with Legacy3 \$200 vs. up to \$517¹ from Bicon®

Reality Check Straumann® Customers
 Save \$526 with Legacy3 \$200 vs. \$726¹ from Straumann®

Legacy™ 6mmL Advantages:

Industry-Compatible Internal Hex Connection (Niznick US, Pat. #4,960,381)
 Provides a secure, anti-rotation implant-abutment junction

More Choices

Six widths (3.7, 4.2, 4.7, 5.2, 5.7 or 7.0mm)
 Two surface options (SBM or HA)

Tapered Body with Double-Lead, Self-Tapping Threads
 Speeds insertion while enhancing initial stability

Quadruple-Lead Micro-threads (Niznick US, Pat. #7,677,891)
 Reduces crestal bone loss

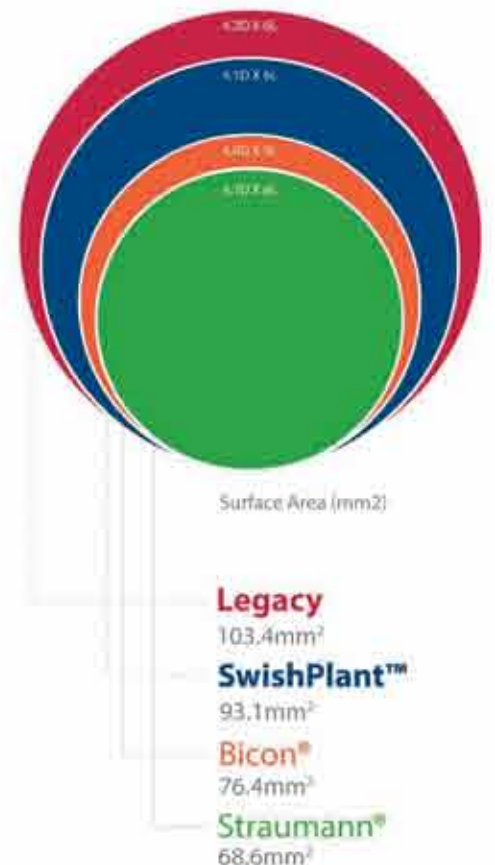
Greater Surface Area
 Increases stability and load-bearing capacity

All-in-1 Packaging

Three Packaging Options - each with Cover Screw and 2mm Healing Collar

- Legacy2:** \$175 Fixture-mount is transfer and can be sectioned for use as temporary abutment
- Legacy3:** \$200 Fixture-mount is transfer and can be sectioned for use as final preparable abutment
- Legacy4:** \$225 2-Piece Fixture-mount is super-accurate transfer and final preparable abutment

Designed for greater surface area



Joining the Legacy Family for the Widest Range of Dimensional Options



BIOMET 3i launches 3i T3

By BIOMET 3i Staff

BIOMET 3i, one of the world's leading dental implant manufacturers, announced recently that it is launching its new 3i T3 Implant.

The 3i T3 Implant is a contemporary hybrid implant with a new multi-surface topography designed to deliver esthetic results through tissue preservation:

- **Coarse micron topography:** A resorbable media blasting process using calcium phosphate particles provides 10 mi-

cron features, which facilitate blood clot retention along the threaded body of the implant.^{1,2}

- **Fine micron topography:** A dual acid-etching process provides a 1-3 micron peak-to-peak surface (OSSEOTITE®) that supports platelet activation.^{3,4} This surface overlays the coarse micron topography and is designed to mitigate the risk of peri-implantitis at the coronal aspect of the implant.⁵

- **Sub-micron topography:** The option exists for a more complex topography with the discrete crystalline deposition of calcium phosphate nanoparticles. This

surface treatment has demonstrated increased integration throughout the early healing process, helping to facilitate Bone Bonding.^{6*}

- **Integrated platform switching:** BIOMET 3i Implants with integrated platform switching (3i T3 and PREVAIL® Implants) have smaller restorative platforms relative to the total implant platform. This medializes the implant-abutment junction inward, helping to maintain bone levels. Studies show that BIOMET 3i Implants with integrated platform switching demonstrated crestal bone loss as low as 0.37 mm.⁷

- **Certain® Internal Connection and the Gold-Tite® Screw:** The Certain Internal Connection in conjunction with the Gold-Tite Screw is designed to reduce microleakage through its exacting interface tolerances and maximized clamping forces.⁸ The Gold-Tite Screw design increases the clamping force by 113 percent versus non-coated screws, maximizing abutment stability. The Gold-Tite Surface lubricates and compresses to provide a tighter fit between implant components.⁹

For more information about BIOMET 3i, visit www.biomet3i.com or contact the company at (800) 342-5454; outside the United States, dial (561) 776-6700.

AD



New Orleans

ICOI Winter Implant Symposium

January 16-18, 2014 ~ Marriott Hotel on Canal Street







**For more information contact the ICOI Central Office at
(973) 783-6300 or visit our website at www.icoi.org**

Train your team with a 2½ day Auxiliary program including certification programs.

ADA CERP Continuing Education Recognition Program

ICOI is an ADA CERP Recognized Provider. ADA CERP is a service of the American Dental Association to assist dental professionals in identifying quality providers of continuing dental education. ADA CERP does not approve or endorse individual courses or instructors, nor does it imply acceptance of credit hours by boards of dentistry. Concerns or complaints about CE provider may be directed to the provider or to ADA CERP at www.ada.org/ce.



ICOI is designated as an Approved PACE Program Provider by the Academy of General Dentistry. The formal continuing education programs of this program provide are accepted by AGD for Fellowship, Membership and membership maintenance credit. Approval does not imply acceptance by a state or provincial board of dentistry or AGD endorsement. The current term of approval extends from April 1, 2010 to March 31, 2014. Provider ID# 217376.

* *Bone Bonding is the interlocking of the newly formed cement line matrix of bone with the implant surface.*

References

1. Kuzyk PR, Schemitsch EH. The basic science of peri-implant bone healing. *Indian J Orthop.* 2011 Mar;45(2):108-15.
2. Davies JE. Understanding Peri-Implant Endosseous Healing. *J Dent Educ.* 2003 Aug;67(8):932-49.
3. Kikuchi L, Park JY, Victor C, Davies JE. Platelet interactions with calcium-phosphate-coated surfaces. *Biomaterials* 2005 Sep;26(26):5285-95.
4. Park JY, Gemmell CH, Davies JE. Platelet interactions with titanium: modulation of platelet activity by surface topography. *Biomaterials* 2001 Oct;22(19):2671-82.
5. Zetterqvist et al. A prospective, multi-center, randomized controlled 5-year study of hybrid and fully etched implants for the incidence of perimplantitis. *J Periodontol* April, 2010.
6. Lin A, Wang CJ, Kelly J, Gubbi P†, Nishimura I. The role of titanium implant surface modification with hydroxyapatite nanoparticles in progressive early bone-implant fixation in vivo. *Int J Oral Maxillofac Implants* 2009 Sep-Oct;24(5):808-816.
7. Östman PO†, Wennerberg A, Albrektsson T. Immediate occlusal loading of NanoTite Prevail Implants: A prospective 1-year clinical and radiographic study. *Clin Implant Dent Relat Res.* 2010 Mar;12(1):39-47.
8. Suttin Z††, Towse R††, Cruz J††. A Novel Method for Assessing Implant-Abutment Connection Seal Robustness. BIOMET 3i, Palm Beach Gardens, Fla. Poster Presentation, Academy of Osseointegration, 27th Annual Meeting; March 2012; Phoenix, Ariz. http://biomet3i.com/Pdf/Posters/Poster_Seal%20Study_ZS_AO2012_no%20logo.pdf.
9. Byrne D, Jacobs S, O'Connell B, Houston F, Claffey N. Preloads generated with repeated tightening in three types of screws used in dental implant assemblies. *J. Prosthodont.* 2006 May-Jun;15(3):164-71.

† Aforementioned have financial relationships with BIOMET 3i LLC resulting from speaking engagements, consulting engagements and other retained services.

†† Joell Cruz, Prabhu Gubbi, Ph.D., Zach Suttin and Ross Towse conducted this research while employed by BIOMET 3i.

Registration only
\$1,495.00
Call Today!

2014 Meisinger's HIGH ALTITUDE BONE MANAGEMENT WINTER CAMP



February 5th – February 8th 2014
Beaver Creek, Colorado, USA

Speaker Lineup:



Dr. Michael A. Pikos
Maxillary Arch Reconstruction:
Single Tooth to Full Arch



Dr. Bach Le
Implants in Compromised Sites



Dr. Daniel Cullum
Sinus Elevation with
Crestal Approach



Dr. John Russo
Soft Tissue Autografts
and Allografts



Dr. George Duello
Conservative Strategies for the
Esthetic Zone Implant Placement



Dr. Robert Gellin
Soft Tissue Autografts
and Allografts



Dr. Avi Schetritt
Soft Tissue Grafting for
Implant Success



Dr. Sascha Jovanovic
GBR-From Optimal Esthetic
Implant Therapy to Peri-
Implantitis: Facts, Myths
and Limitations



Dr. Dwayne Karateew
Avoiding Complications...
The Digital Workflow



Dr. Mitra Sadrameli
Demystifying CBCT



Dr. Scott Ganz
Avoiding Complications...
The Digital Workflow



Dr. Giles Horrocks
Controlled Assisted Ridge
Expansion, the Next Generation



Dr. Michael S. Block
Horizontal Ridge Augmentation
of the Anterior Maxilla and
Posterior Mandible



Dr. Dan Holtzclaw
Understanding and Application
of Amnion Chorion Allograft,
A Protein Enriched Barrier,
to Reduce Surgery Time,
Minimize Patient Trauma, and
Enhance Esthetic Outcomes
and Predictability in
Regenerative Procedures



Dr. Robert J. Miller
Autologous Growth Factors for
7 Days Plus a Bioactive Implant
System for Better Esthetics