

# today



### Inside today

You will find an overview about the Asia Pacific Dental Congress 2011, new developments and trends in the world of dentistry, as well as information on dental products and the industry.

»page 2



### Dental Products in Focus

The Asia Pacific Dental Congress 2011 will be an excellent opportunity to see the most up-to-date technologies and achievements in the field of dental medicine. Get your focus on highlights in our section on dental products and explore what the world's most innovative companies have to offer.

»page 8



### Plan ahead

You will find the latest update of the exhibitors list of this year's Asia Pacific Dental Congress 2011 in our service section.

»page 10



## APDC 2011 33rd Asia Pacific Dental Congress

**Theme:**  
Advancing the Pinnacles  
of Dental Health Care

**Date:**  
1–7 May 2011

**Venue:**  
Philippine International  
Convention Center

**Target groups:**

- Dentists
- Dental technicians
- Dental Assistants
- Hygienists
- Dealers

**Organiser:**  
Asia Pacific Dental Federation/  
Asia Pacific Regional  
Association  
Secretary General  
Dr Oliver Hennedige  
242 Tanjong Katong Road  
Singapore 437030  
Tel.: +65 6344 5315  
Fax: +65 6344 2116  
E-mail: secretary-general@  
apdfederation.org  
Web: www.apdfederation.org

Philippine Dental Association  
Ayala Av. Extension Corner  
Kamagong Street  
Makati City  
The Philippines  
Tel.: +63 (2) 899 6332  
E-mail: secretariat@pda.ph  
Web: www.pda.ph

**For more information:**  
[www.dental-tribune.com](http://www.dental-tribune.com)



## APAC dental community gathers in Manila

Asia Pacific Dental Congress to offer new products and updates in expert clinical knowledge

Dental professionals from all over Asia are expected to come and visit the 33rd Asia Pacific Dental Congress (APDC) in Manila in the Philippines. Themed "Advancing the pinnacles of dental care", the event will offer dental practitioners, technicians and other dental staff members the latest in dental products and expert clinical knowledge. It is the fifth time the congress will be held in the Philippines. The last APDC there in 2003 drew thousands of visitors to the capital Manila.

This APDC will be one of the largest trans-national events for dental professionals in the APAC region in 2011. Besides a large number of domestic visitors, the organiser expects participants to join from other countries in South-east Asia. They announced to have put together a diverse programme covering all dental specialties including implantology, endodontics, periodontology and oral surgery. In addition, pre-congress sessions on Sunday and Monday will give participants an opportunity



Manila (DTI/Photo Antonio V. Oquias)

to update their knowledge in fields like the clinical management of temporomandibular disorders or dentine hypersensitivity, amongst others. The speakers list includes lecturers from Asia as well as renowned dental specialist from countries like the UK, Italy, United Arab Emirates and the US.

Over 50 companies and domestic dealers will showcase their newest products, technologies and services at the trade exhibition held from 3–7 May in the Philippine International Convention Centre. Among the highlights will be advanced filling materials, improved implant

surfaces prolonging successful long-term clinical outcome as well as reciprocating endodontic systems that are said to only need one file for the preparation of root canals.

General Chairman of the 33rd APDC Congress, Dr Hermo-

genes P. Villareal, said: "These activities will indeed contribute to the progress and development of dentistry in the Asia Pacific region and help to improve the promotion of oral health, as well as prevention and clinical intervention of oral diseases."

Dentistry in Asia has rapidly developed in the last decade, mainly driven by major markets like China, India or Singapore where the rise of middle classes has increased demand for dental services. The increase in quality has resulted in the growth of dental tourism and the outsourcing of dental lab services throughout the region, particularly to countries like China, Thailand and the Philippines. According to industry sources, the US\$6.8 million worth dental market in the country alone is expected to grow by 10 per cent in the next 4–5 years.

[www.apdc2011.org](http://www.apdc2011.org)

## Biomaterials and implants stimulate global demand for dental products

The increasing demand for dental biomaterial and implants is driving the global dental equipment and consumables market. According to a report released by US market research company Marketsand-

Markets last month, both segments are expected to grow at a compound annual growth rate of 6 per cent—only slightly below the 7 per cent growth rate predicted for all market segments combined. Total market

volume is forecasted to reach US\$27.6 billion by 2015.

According to the report, the growth of these segments is expected to be highest in North America and the EU, where the generation of ageing baby boomers can afford high-priced dental procedures, including cosmetic treatments and implants. Improved orthodontic products are also in high demand, especially by younger people.

Improvements in the field of dental biomaterials and tissue regenerative material have enabled dentists to offer more natural and long-term dental solutions. The latest technology, such as CAD/CAM, reduces the overall turnaround time for dental procedures, while improving efficiency of dental practitioners further, the report states.



(DTI/Photo Stephen Coburn)

**e.max**  
IPS

**"THE FUTURE BEGINS TODAY — WITH LITHIUM DISILICATE."**

Oliver Brix, Dental Technician, Germany.

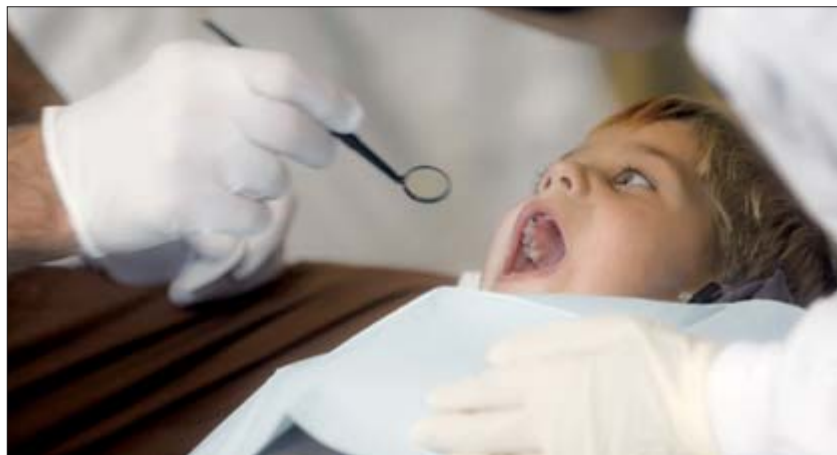
all ceramic  
all you need

[www.ivoclarvivadent.com](http://www.ivoclarvivadent.com)  
Ivoclar Vivadent AG  
Benderstr. 2 | FL-9494 Schaan | Principality of Liechtenstein |  
Tel.: +423 / 235 35 35 | Fax: +423 / 235 33 60

**ivoclar vivadent**  
passion vision innovation

## GI restorations equally successful to amalgam

■ A method used in developing countries to restore dental cavities can be a viable alternative for conventional tooth restorations, scientists from Johannesburg in South Africa are reporting. In a systematic review involving clinical studies from China and the Middle East, they found that survival rates of restorations using the so-called Atraumatic Restorative Treatment (ART) are comparable and to some extent superior to those placed with amalgam.



• A child in Afghanistan receiving ART. (DTI/Photo courtesy of Afghanistan Relief Project, USA)

Developed in Africa in the mid-80s, ART is a clinical procedure based on removing carious enamel and dentine using hand instruments only and restoring the tooth with an adhesive filling material such as glass-ionomer (GI). It is said to be painless and require minimal cavity preparation while conserving sound tooth tissue.

The World Health Organization currently recommends the procedure for application in developing countries with limited resources for treatment as well

as elderly and patients with special needs in developed countries.

In the new review, the researchers from the University of Witsersrand in Johannesburg compared 27 datasets of ART restorations with amalgam fillings in Class I, II and V cavities of primary and permanent teeth from clinics in Kuwait, Syria and China. Most of them did not show a difference between the success rates of ART and amalgam restorations, they said. In fact, four comparisons were even in favour of the procedure. They recommended to verify the findings through more randomized control trials, as the studies observed were done under unclear randomized sequence allocation.

According to WHO figures, caries prevalence in developing countries is still high despite preventative measures such as water fluoridation and improved school-based dental hygiene education.

AD



## Specialists quarrel over 'single file endo'



■ Endodontic procedures that only require one rotary instrument are causing controversy among specialists worldwide. In internet forums, endodontists are currently discussing the Pros and Cons of the new procedure. So-called single reciprocating file systems have been launched by several dental manufacturers over the last few months.

Developed by Canadian-Libanes scientists, the single file endo concept is said to require only one reciprocating file and no glide path or initial instrumentation for the majority of root canals. According to the manufacturers, the technique is supposed to cut working time and lower cross-contamination between patients, a common problem associated with the use of multiple files.

However, specialists are not so sure. "This current trend in file design and philosophy is the equivalent of doing brain surgery with a hammer and chisel. Anyone, who truly believes that Hess type anatomy can be dealt with by using one rotary file, is delusional," a specialist in an US-based endo forum said.

"The technique requires a new motor, which will turn off many dentists who are already working with conventional rotary NiTi instruments," a German internet blogger commented. "The bottom line is that the system has to offer considerable advantages or it will be rejected by the market despite its clinical potential."

In a recent *Dental Economics* article, Manhattan-based dentist Dr Barry Musikant said that the technique could create a new standard for instrument use in endodontics. "Common sense says that single usage is a rationalisation to compensate for the weaknesses of rotary NiTi."

Most reciprocating systems are already available in major markets.

## FDI Annual World Dental Congress

NEW HORIZONS IN ORAL HEALTH CARE

14 - 17 Sept. 2011

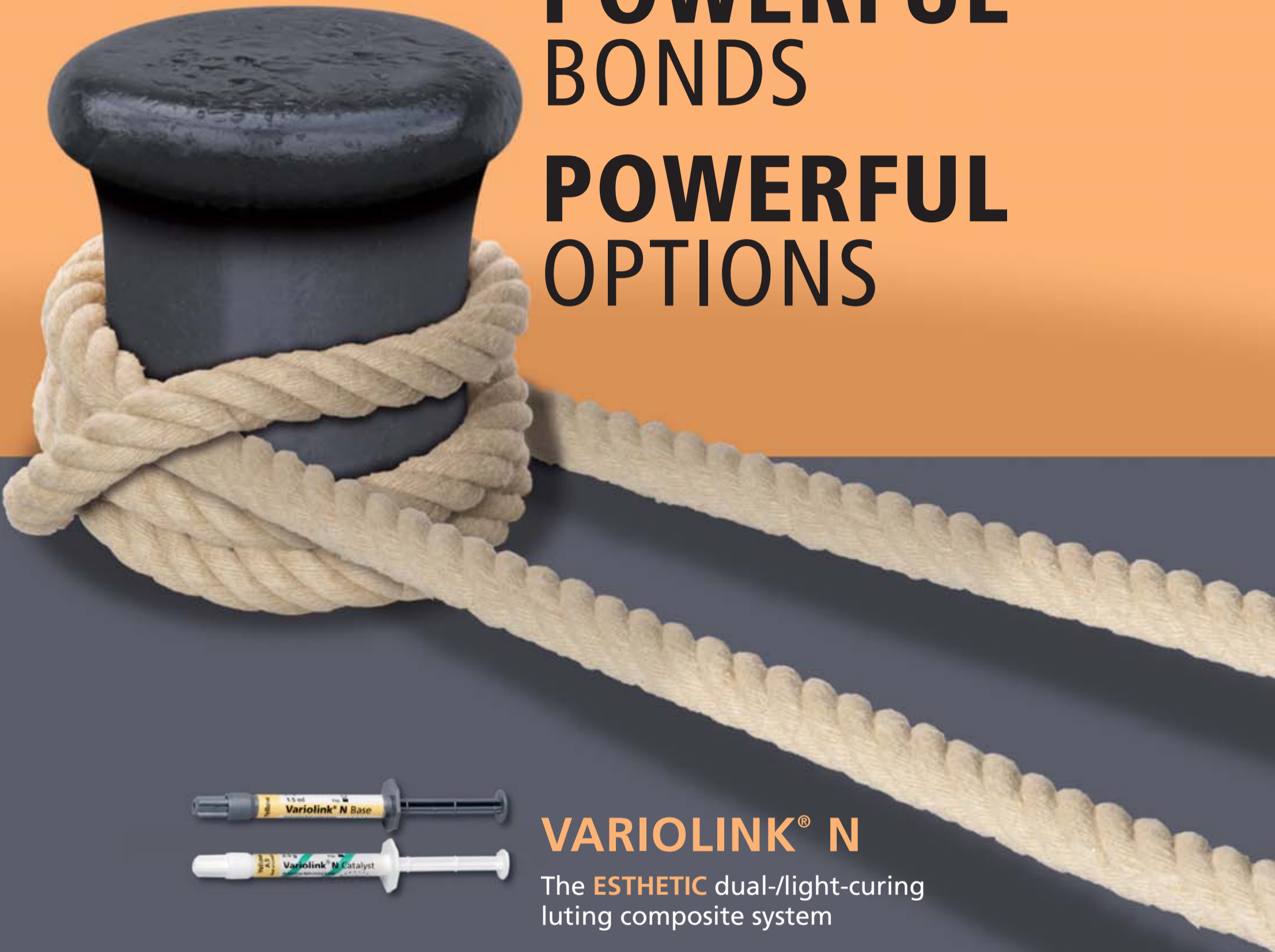


[www.fdiworldental.org](http://www.fdiworldental.org)  
[congress@fdiworldental.org](mailto:congress@fdiworldental.org)

[www.fdi2011.org](http://www.fdi2011.org)  
[info@fdi2011.org](mailto:info@fdi2011.org)


# POWERFUL BONDS

# POWERFUL OPTIONS



## VARIOLINK® N

The **ESTHETIC** dual-/light-curing luting composite system



## MULTILINK® N

The **UNIVERSAL** self-curing luting composite with light-curing option



## MULTILINK® SPEED

The **FAST** self-adhesive, self-curing resin cement with light-curing option

[www.ivoclarvivadent.com](http://www.ivoclarvivadent.com)

**Ivoclar Vivadent AG Clinical**  
Benderstr. 2 | FL 9494 Schaan | Liechtenstein | Tel.: +423 / 235 35 35 | Fax: +423 / 235 33 60

**Ivoclar Vivadent Marketing (India) Pvt. Ltd.**  
503/504 Raheja Plaza | 15 B Shah Industrial Estate | Veera Desai Road, Andheri (West) | Mumbai 400 053 | India  
Tel.: +91 (22) 2673 0302 | Fax: +91 (22) 2673 0301 | E-mail: india@ivoclarvivadent.com

**Ivoclar Vivadent Marketing Ltd. Singapore**  
171 Chin Swee Road | #02-01 San Centre | Singapore 169877 | Tel.: +65 6535 6775 | Fax: +65 6535 4991

**ivoclar**  
**vivadent**  
passion vision innovation

# Scientific programme of the 33<sup>rd</sup> Asia Pacific Dental Congress

## Sunday, 1 May

### 9 a.m. – 5 p.m.

#### TMJ Symposium, Halls C and D

An update on the clinical management of temporomandibular disorders (Limited Attendance)

Speaker: Prof. Jeffrey Okeson (USA)

## Monday, 2 May

### 9 a.m. – 12 a.m.

#### Prosthodontics Symposium, Halls C and D

"All ceramic restorations, an update—What a clinician must know about"

Speaker: Dr Farhad Vahidi (USA)

#### Implant Symposium, Halls C and D

Mini dental implants for fixed and removable prosthetics

Speaker: Dr Todd Shatkin (USA)

#### GSK Symposium, Halls E & F

Dentine hypersensitivity for increasing patient satisfaction in a dental practice

Speakers: Dr How Kim Chuan (Malaysia) & Dr Soha Dattani (UK)

#### Implant Symposium, Halls E and F

Speaker: Dr Stefano Palmieri (Italy)

### 1.30 p.m. – 4.30 p.m.

#### JOHNSON & JOHNSON Minimal Intervention Symposium, Halls C and D

Oral biofilm in health & disease

Speaker: Prof. Hien Ngo (Australia)

Managing the oral biofilm: Therapeutic strategies for periodontal health

Speaker: Prof. Andrew Tawe-Smith (New Zealand)

## Tuesday, 3 May

### 9 a.m. – 10.30 a.m.

#### Management considerations for the non-odontogenic toothache, Halls C and D

Speaker: Prof. Jeffrey Okeson (USA)

### 10.45 a.m. – 11.30 a.m.

#### Review of current techniques in periodontal plastic surgery, Halls C and D

Speaker: Dr. Kambiz Mohajer (USA)



(DTU/Photo shadow216)

#### Use of titanium mesh for alveolar ridge augmentation in atrophic jaws, Halls E and F

Speaker: Prof. Tetsu Takahashi (Japan)

### 11.30 a.m. – 12.15 p.m.

#### Managing patients with erosion in dental practice: The ideal solution, Halls C and D

Speaker: Prof. Stephen Wei (Hong Kong)

#### Coronectomy for the impacted lower third molar, Halls E and F

Speaker: Dr Yuko Hatana (Japan)

### 2 p.m. – 3 p.m.

#### Non-grafted sinus lifting surgery in dental implant treatment, Halls C and D

Speaker: Dr David Chen (Taiwan)

#### Lumps and bumps—Recognition and management of common paediatric oral pathologies, Halls E and F

Speaker: Prof. Angus Cameron (Australia)

### 3.15 p.m. – 4.45 p.m.

#### "Hard and soft tissue management to achieve better implant aesthetics", Halls C and D

Speaker: Dr Emilio Maschera (Italy)

### 3.15 p.m. – 4 p.m.

#### Systemic diseases, oral mucosal lesions and the dental practitioner, Halls E and F

Speaker: Dr Thomas Abraham (Malaysia)

### 4 p.m. – 4.45 p.m.

#### Diagnostic delay in oral cancer and facilitation of screening programmes, Halls E and F

Speaker: Dr Toru Nagao (Japan)

## Wednesday, 4 May

### 9 a.m. – 10 a.m.

#### New approach in caries prevention, Halls E and F

Speaker: Prof. Roger Ellwood (UK)

### 9 a.m. – 10.30 a.m.

#### Cracked teeth—from infractions to vertical root fractures, Halls C and D

Speaker: Dr Leif Bakland (USA)

### 10.45 a.m. – 11.30 a.m.

#### Management of traumatised immature permanent incisor, Halls C and D

Speaker: Prof. Angus Cameron (Australia)

#### Autogenous demineralized dentin matrix on the alveolar bone with implant, Halls E and F

Speaker: Dr In-Woong Um (South Korea)

### 11.30 a.m. – 12.15 p.m.

#### Conservative restoration of endodontically treated teeth, Halls C and D

Speaker: Dr George Bogen (USA)

#### Prosthodontics, a specialty on the rise assisted by the discipline of implant dentistry, Halls E and F

Speaker: Dr George Bogen (USA)

### 2 p.m. – 3.30 p.m.

#### Implant vs. endodontics, Halls C and D

Speaker: Dr George Bogen (USA)

### 2 p.m. – 2.45 p.m.

#### Cosmetic medicine, Halls E and F

Speaker: Dr Corazon Jose, MD (Philippines)

### 2.45 p.m. – 3.30 p.m.

#### Creating aesthetic magic with porcelain laminates and crowns, Halls E and F

Speaker: Dr Saiesha Mistry (India)

### 3.45 p.m. – 4.30 p.m.

#### An uncommon case of syncope induced by Pulpitis, Halls C and D

Speaker: Dr James I-Sheng Huang (Taiwan)

#### Caries prevalence in SE Asia: Possible role of fluoridated toothpaste, Halls E and F

Speaker: Dr Prathip Phantumvanit (Thailand)

### 4.30 p.m. – 5.15 p.m.

#### The Use of CBCT and laser in integrated orthodontic and implant treatment to enhance a successful clinical outcome, Halls C and D

Speaker: Dr How Kim Chuan (Malaysia)

#### Enhanced enamel benefits from a novel fluoride toothpaste, Halls E and F

Speaker: Dr Satish Goel (India)

## Thursday, 5 May

### 9 a.m. – 10.30 a.m.

#### Current concepts in cephalometrics, Halls C and D

Speaker: Prof. Varner Leroy Leggitt (USA)

### 9 a.m. – 9.45 a.m.

#### Paediatric dentistry, Halls E and F

Speaker: Dr Yoshiaki Ono (Japan)

### 9.45 a.m. – 10.30 a.m.

#### Direct versus indirect restoration, Halls E and F

Speaker: Dr Narong Potket (Thailand)

today page 6

AD

## Highest quality for the whole family!

Made in Germany

High-quality products are the base of our wide product range containing first class **composites**, modern **bonding** systems, innovative **compomers**, high quality **glass ionomer cements**....

Our customers, specialist **dental suppliers**, appreciate the prompt and careful execution of their orders and our willingness to consider their special demands.

All our products are **certified** and convince by excellent physical properties, perfect aesthetical results and easy handling.

- You are a reliable dental supplier in Philippines?
- You want to sell highest quality made in Germany?
- Then you are the dealer we are looking for!

**Please contact us for more information!**

VISIT US  
BOOTHS 84-85

We  to create

**ART**  
by **RISKONTROL®**

Liven up your practice

- Disposable tips for air/water syringe
- New collection : 4 colors, 4 fragrances



**P5 XS**  
NEUTRON  
LED

STAND ALONE IRRIGATION  
FOR GREATER POSSIBILITY

- Largest choice of ultrasonics tips
- Largest power-setting capabilities
- Ability to use sterile water or solutions such as hypochlorite or chlorhexidine
- Long-life irrigation cassette (more than 1000 hours)

**sopix<sup>2</sup>**  
THE OPTIMUM SOLUTION

- Exceptional image quality
- Improved patient comfort & safe
- Consistent image contrast
- User friendly
- Mac compatible



**ACTEON**

ACTEON Philippines Corp. • 4th Floor Alco Building • No.391 Sen. Gil Puyat Ave. • Makati City 1200 • PHILIPPINES  
Tel: +632 899 7866 (or 67) • Fax: +632 899 7843 • Mail: info@ph.acteongroup.com

ACTEON Thailand Ltd. 23/45 • Sorachai Building 16th Floor • Sukumvit 63 Road, Klongton Nua • Wattana, Bangkok 10110 • THAILAND  
Tel: +662 714 3295 • Fax: +662 714 3296 • Mail: info@th.acteongroup.com

# A wonderful opportunity of Continuing Education

Welcome message by Dr Hermogenes P. Villareal, General Chairman of APDC 2011

■ On behalf of the Organizing Committee, it's really a great honour and pleasure for me to invite you to the 33<sup>rd</sup> Asia Pacific Dental Congress 2011 here in Manila, Philippines. This will be held at the Philippine International Convention Centre in Manila from 1-7 May 2011. The Theme of the Congress is "Advancing the pinnacles of dental care."



Dr Hermogenes P. Villareal (DTI/Photo courtesy of Villareal Dental Clinics, Inc., The Philippines)

The annual congress of Asia Pacific Dental Federation is a

most important event in the dental calendar of the Asia Pacific Region. During each congress dental professionals from countries in the Asia Pacific Region take this as a welcome opportunity to share their expertise in the Continuing Education and Scientific Programmes to be presented. The affair will showcase the latest in dental materials and technology through various trade and commercial exhibitors. These activities will indeed contribute to the progress and devel-

opment of dentistry in the Asia Pacific Region that will help improve the promotion of Oral Health, prevention of oral diseases and the clinical intervention brought about by oral diseases.

The Local Organizing Committee is really working very hard to make sure that this important event will provide delegates, accompanying persons and guests a wholesome and intellectually profitable programme of activities, help them develop better friendship, goodwill and understanding among ourselves in this dental community. The Social Programmes, Pre-Golf Tournament and prepared

tours to interesting places will enable participants and guests to enjoy the culture and tradition of the Philippines ranging from antiquity to modern times.

We hope that our colleagues will take time out from their busy schedule and take this wonderful opportunity for Continuing Education, and to experience and feel the well-known warmth, friendliness and hospitality of the Filipino people. You will leave Manila full of unforgettable experiences and fond memories.

Mabuhay and welcome to the Philippines!

AD

**SIDEX 2011**  
Seoul International  
Dental Exhibition  
& Scientific Congress 2011

**coex SEOUL**  
JUNE 24-26, 2011

[www.sidex.or.kr](http://www.sidex.or.kr)

81-7 Songjung-dong Sungdong-gu, Seoul 133-837, Korea  
Tel : +82-2-498-9146 Fax : +82-2-498-9147  
E-mail : sda@sda.or.kr URL : www.sidex.or.kr

today page 4

**10.45 a.m. – 11.30 a.m.**

**The role of biology in the orthodontic practice, Halls C and D**

Speaker: Prof. Young-Guk Park (South Korea)

**Full mouth reconstruction for general dentists, Halls E and F**

Speaker: Dr Narong Potket (Thailand)

**11.30 a.m. – 12.15 p.m.**

**Frequent mistakes in management of dental injuries, Halls C and D**

Speaker: Dr Leif K. Bakland (USA)

**Dental practice management, Halls E and F**

Speaker: Dr Raymond Torio (USA)

**2 p.m. – 3.30 p.m.**

**Achieving ideal aesthetics with prosthodontics, Halls C and D**

Speaker: Dr Narong Potket (Thailand)

**2 p.m. – 2.45 p.m.**

**Alveolar bone grafting in cleft patients, Halls E and F**

Speaker: Dr Glenda De Villa (Philippines)

**2.45 p.m. – 3.30 p.m.**

**Revolutions in endodontic instruments: The rise of NiTi, Halls E and F**

Speaker: Dr Rashid El-Abed (UAE)

**3.45 p.m. – 4.30 p.m.**

**Special care patients: How do I care about them?, Halls C and D**

Speaker: Dr Leda Mugayar (Australia)

**4.30 p.m. – 5.15 p.m.**

**Implant Aesthetics: Does implant system make a difference in anterior aesthetics, Halls E and F**

Speaker: Dr Young Chang Choi (South Korea)

**Friday, 6 May**

**9 a.m. – 10.30 a.m.**

**Impression materials for FPD, Halls C and D**

Speaker: Dr Ramon Baez (USA)

**10.45 a.m. – 11.30 a.m.**

**Dynamic endodontics: Technological advancements, better treatment and improved clinical outcomes, Halls C and D**

Speaker: Dr Alex Parsi (USA)

**Endocrine disturbances which complicate dental treatment, Halls E and F**

Speaker: Dr Augusto Litonjua (Philippines)

**11.30 a.m. – 12.15 p.m.**

**Oral and maxillofacial surgery, Halls C and D**

Speaker: Dr Yeo Jin Fei (Singapore)

**Endodontic care by a general practitioner, Halls E and F**

Speaker: Dr Manny Cunanan (USA)

Last update was 14 April, 2011.  
Schedule may be subject to change. Source: APDC

# Assurance

Invest in reliability. Focus on the patient.  
Express your style. From the people  
who build the most dependable dental  
equipment in the world, A-dec 200™  
provides you with a complete system to  
secure a successful future.

Discover how you can gain assurance with  
A-dec 200. Contact your authorized A-dec  
dealer today.



Chairs  
Delivery Systems  
Lights  
Monitor Mounts  
Cabinets  
Handpieces  
Maintenance

For more information about A-dec, visit [a-dec.com](http://a-dec.com) or contact your local dealer.

©2011 A-dec® Inc.  
All rights reserved.

### ACTEON PRODUCT NEWS

The French Acteon Group has announced to showcase a



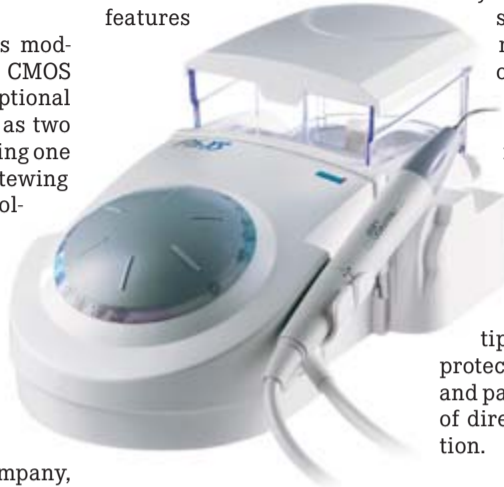
number of products for dental practitioners at the APDC 2011 in Manila including their Sopix<sup>2</sup> digital X-ray system, the pie-

zo ultrasonic generator P5 Newtron XS as well as the RISKONTROL air/water syringe tips collection.

The Sopix<sup>2</sup> features modern fibre optic based CMOS technology for exceptional image quality as well as two sensor sizes for capturing one to three teeth and bitewing X-rays. Its ACE technology makes it possible to control the amount of radiation accumulated by the sensor to prevent overexposure and ensure that images are always clear.

According to the company, Sopix<sup>2</sup> was designed to fit easily into every practice configuration.

The autonomous compact and high-powered piezo ultrasonic generator P5 Newtron XS features



a self-contained irrigation system and autoclavable handpiece equipped

with LED light to improve visibility and working comfort. A colour coding system on the power selection dial corresponding to those on Satelec ultrasonic instruments allows for immediate identification.

The RISKONTROL air/water syringe tips are supposed to protect dental practitioners and patients against the risks of direct or cross-contamination.

The risk of microbial migration into the dental unit's air and water lines is also



to clean, decontaminate and sterilise the original tip of air/water syringes.

According to the manufacturer, RISKONTROL tips are available in colours/flavours liquorice, aniseed, mandarin and blackcurrant and can be used with all types of syringes and.

eliminated, the company said. Without shape memory, the single-use tips are extremely flexible for perfect fit and quickly to remove. Therefore, it is not necessary

**ACTEON GROUP, FRANCE**  
[www.acteongroup.com](http://www.acteongroup.com)

**ACTEON PHILIPPINES**  
**Booth 85-86**

### ONE FILE ENDO WITH RECIPROC

RECIPROC is said to be the most significant development in endodontics since nickel-titanium instruments were first introduced to rotary preparation of root canals. The main difference to commonly used rotary NiTi systems with their elaborate instrument sequences is that RECIPROC completely prepares and shapes the root canal with only one single instrument.

Developed by VDW from Munich in Germany, the RECIPROC system is supposed to simplify the procedure of preparing root canals while ensuring maximum security during the process. The root canal preparation results conform to the highest quality demands in this area and are made possible through the use of this new reciprocating movement coupled with the special design of the RECIPROC instrument itself, the company said.

In its back-and-forth movement with varying angles of rotation, the instrument cuts during the longer for-

wards movement and discharges during the shorter backwards movement. These rotational angles have been programmed into the VDW.SILVER RECIPROC motor and prevent RECIPROC instruments from being used



beyond their specific elastic limit. Thus the risk of fracturing an instrument is minimised.

According to VDW, even extremely curved or narrow canals can be easily prepared thanks to the instrument's specific design and reciproc movement. RECIPROC instruments are made of an innovative M-Wire nickel-titanium alloy that offers higher resistance

against cyclic fatigue while being much more flexible than conventional nickel-titanium-alloys at the same time.

One RECIPROC instrument replaces a number of hand- and rotary instruments and is therefore defined for use in one molar maximum.

Instruments are available ready to use in sterile blister packaging to prevent the risk of cross-contamination. The RECIPROC system has only three instrument sizes which can be selected according to clearly defined criteria. With each of the three sizes of instrument, an optimal canal form for all obturation methods can be attained. Customised paper points and gutta-percha points are also included in the system to simplify the procedures of drying and filling.

**VDW, GERMANY**  
[www.vdw-dental.com](http://www.vdw-dental.com)  
[www.reciproc.com](http://www.reciproc.com)

**LZ DENTAL TRADING**  
**Booth 155-160**

### W&H EQUIPS ALEGRA WITH GENERATOR AND LED+

The Austrian dental manufacturer W&H has equipped their Alegra turbines & contra-angle handpieces with the new LED+. This improved lighting technology is supposed to create a more relaxed working environment in dental practices at no additional cost and regardless of which motor is used.

A generator in the turbine & contra-angle handpiece functions as an independent power source comparable to a bicycle dynamo. The generated light matches daylight and is colour-neutral as well as much brighter than conventional light, the company said. They added that LED+ technology also features optimal colour temperature, consistent light quality and the largest field of illumination. In addition, they have the highest lumen rating and colour rendering index (over 90) available on the market.

W&H recommends Alegra turbines & contra-angle handpieces that compatible with all electric and air motors with ISO connectors for dentists who have a dental unit without a light or would like to work with LED+ light but whose micromotor only supplies simple light.



Dentists who work in several treatment rooms but do not have a light source available on every dental unit are also a main target group.

According to W&H, their Alegra instruments can be thermally disinfected and sterilised. A laser-etched data matrix code is helping to identify the products and track hygiene and service processes.

**W&H, AUSTRIA**  
[www.wh.com](http://www.wh.com)

**W&H TRADING**  
**Booth 208**



### IVOCLAR PRESENTS ANOTHER BREAKTHROUGH IN PRESS TECHNOLOGY

The Liechtenstein-based dental company Ivoclar Vivadent has recently introduced the first polychromatic ingot for the press technology. According to the company, IPS e.max Press Multi will allow dental laboratories to create highly aesthetic restorations that show a lifelike shade transition in just one press cycle and without time-consuming layering.



Similar to IPS e.max Press, the new ingots consist of lithium disilicate glass-ceramic, a material with a flexural strength of 400 Megapascal providing a perfect fit, shape and function of the restorations. A patented processing technique from Ivoclar Vivadent allows to produce Multi restorations which are efficiently pressed by using new accessory components and the EP 3000 or EP 5000 press furnaces.

The final aesthetic properties are achieved with the coordinated products IPS e.max Ceram Shades, Essences and Glaze in a concluding characterization and glaze firing cycle.

According to the company, IPS e.max Press Multi is suitable for the fabrication of highly aesthetic monolithic anterior and posterior crowns as well as veneers that show a lifelike shade

transition from the dentin to the incisal. It will be available in one size, one Bleach shade and the nine most popular A-D shades.

**IVOCLAR VIVADENT, LIECHTENSTEIN**  
[www.ivoclarvivadent.com](http://www.ivoclarvivadent.com)

**ALPHADENT CORPORATION**  
**Booth 41-44**



# Adopt the trend...



**SHOFU** recognizes the development of new clinical techniques in minimally invasive cosmetic dentistry (MiCD) procedures and is fully committed to support the MiCD movement through the contribution in developing and providing dental professionals with newer aesthetic biocompatible materials to achieve their goals.

*For more information, simply contact your nearest SHOFU dealer.*



Official Partner



Minimally Invasive  
Cosmetic Dentistry



**SHOFU INC. SINGAPORE BRANCH**

Tel (65) 6377 2722 Fax (65) 6377 1121 eMail mailbx@shofu.com.sg website www.shofu.com.sg