

DENTAL TRIBUNE

The World's Dental Newspaper • Middle East & Africa

PUBLISHED IN DUBAI

www.dental-tribune.me

Vol. 13, No. 6

ENDO TRIBUNE

The piston technique—a novel approach to canal obturation

Insertion A

LAB TRIBUNE

Leading market research firm predicts massive growth for dental 3D-printing market

Insertion B

IMPLANT TRIBUNE

Immediate or delayed loading in the fully edentulous maxilla

Insertion C

ORTHO TRIBUNE

The necessity of multiple aligner attachments—a reality check

Insertion D

HYGIENE TRIBUNE

Researchers develop special toothpaste for peanut allergy treatment

Insertion E

Beyond expectations: CAPP's largest event ever draws over 5,000 dental professionals

By CAPP Events & Training

CAPP hosted 5,142 dental professional attendees over two days of dental-focused conference & exhibition. During the 28-27 October 2023, dental professionals, dental experts, top international speakers and the dental industry, convened at the 36th Int'l Dental ConfEx CAD/CAM Digital & Oral Facial Aesthetics, hosted at the esteemed Madinat Jumeirah Arena & Conference Centre in Dubai, UAE.

The largest scientific gathering by CAPP marked the apex of dental excellence in the Middle East, comprising an array of scientific conferences, a targeted

exhibition with complimentary access, CME training zones, multidisciplinary hands-on training courses, round table trainings, seminars, poster presentations, and an illustrious awards gala dinner ceremony spanning from 29-25 October 2023.

Renowned international speakers, including Dr. Galip Gürel, Dr. Mauro Fradeani, and Dr. Miguel Stanley, graced the occasion with their invaluable insights.

Save the date for next year's event on 15-16 Nov 2024. To view CAPP's upcoming events, visit www.cappmea.com.

► Page 02



(Image: CAPP Events & Training)

AD

#whdentalwerk

Now at your dealer or wh.com

“The

ONE

that speeds up MY daily operation.”

Fast. Flexible. Thorough.

Convenient in its handling. Outstanding in its results. With the shortest cycle time in its class and the Quick Connect System, the Assistina One is a top maintenance solution – designed for top dental professionals.

assistina ONE



IMPRINT
INTERNATIONAL
HEADQUARTERS

PUBLISHER AND CHIEF EXECUTIVE OFFICER:
Torsten OEMUS

CHIEF CONTENT OFFICER:
Claudia Duschek

Dental Tribune International GmbH
Holbeinstr. 29, 04229 Leipzig, Germany
Tel.: +49 341 4847 4302
Fax: +49 341 4847 4173
General requests: info@dental-tribune.com
Sales requests:
mediasales@dental-tribune.com
www.dental-tribune.com

Material from Dental Tribune International GmbH that has been reprinted or translated and reprinted in this issue is copyrighted by Dental Tribune International GmbH. Such material must be published with the per-

mission of Dental Tribune International GmbH. *Dental Tribune* is a trademark of Dental Tribune International GmbH.

All rights reserved. © 2023 Dental Tribune International GmbH. Reproduction in any manner in any language, in whole or in part, without the prior written permission of Dental Tribune International GmbH is expressly prohibited.

Dental Tribune International GmbH makes every effort to report clinical information and manufacturers' product news accurately but cannot assume respon-

sibility for the validity of product claims or for typographical errors. The publisher also does not assume responsibility for product names, claims or statements made by advertisers. Opinions expressed by authors are their own and may not reflect those of Dental Tribune International GmbH



MEA PUBLISHER:
Dr. Dobrina MOLLOVA


SALES:
Tzvetan DEYANOV
Petar MOLLOV

DENTAL TRIBUNE MEA
Onyx Tower 2, Office P204, Dubai, UAE
Mob.: +971 55 112 8581
www.dental-tribune.com
General requests:
dtmea@dental-tribune.me

Transforming smiles with a revolution in digital dentistry




Aidite®



B.A.INTERNATIONAL



DEKEMA



vhf



ACKURETTA



3shape



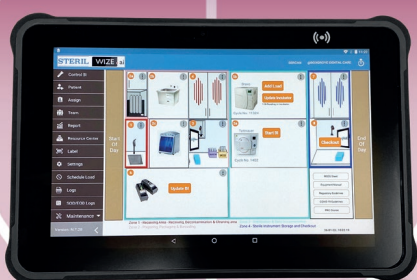
HENRY SCHEIN®
BRAND PRODUCTS



3DISC The DentalTech®



STERIL WIZE ai



HENRY SCHEIN®
MIDDLE EAST AND NORTH AFRICA

Rely on Us™

LET'S STAY CONNECTED:

VISIT OUR
WEBSITE:



HENRY SCHEIN®
BRAND PRODUCTS



Osstem Implant Gears up to captivate global customers with its award-winning unit chair 'K5'

By Osstem Implant

K3, the unit chair of Osstem implant, has been exported to 72 countries, including the United States and China, and its accumulated sales exceeded 40,000 units in the global market as of last November. And Osstem's next generation unit chair, 'K5' has been officially released at the 'IDS 2023'. Osstem Implant is confident that K5 has captured the hearts of visitors from all over the world.

Six divisions at Osstem Implant concentrate on developing the 'unit chair' on which all dental treatment activities are conducted.

The unit chair is an agglomeration of mechanical engineering and electronic engineering. It is largely developed through a mechanical engineering approach, such as in its implementation of stable engine torque and strong power, and in its improvement of driving speed and adjustability, including upward and downward mobility and rolling. It also requires electronic engineering technologies to enhance the functions of attached instruments, such as handpiece, intraoral camera and suction machine, and the structural design of internal pipes for water supply and drainage, as well as a communication module that controls instruments, and sensing processes.

For developing and manufacturing the unit chair, five divisions at Osstem Implant cooperate systematically with the Unit Chair R&D Center and each other. Collaboration divisions include the Marketing Division and Design R&D Center for product design and development, the Dental Equipment Production Division that manufactures and manages product quality, the Overseas Smart Dental Service

Division and Smart Dental Education R&D Center that provide speedy after-sale customer service and technical and equipment training.

Osstem Implant focuses on achieving the 'world's top quality' and a 'robust design' in developing unit chairs. To achieve the highest level of quality, Osstem Implant's unit chairs undergo strict assessment procedures. The company evaluates 48 items in 'product reliability' and 'use convenience' areas. For example, in order to conduct a 'durability test', it repeatedly lifts and drops a 150 kilogram-weight 75,000 times upon the unit chair seat where patients lie down. It measures the corrosion resistance of metal components and plated or painted parts by spraying salt water on them. In addition, performance of the unit chair is tested under extreme conditions in a 'room chamber' being usually used in developing vehicles. "These are basic tests to provide products with confidence in regions with different climates, including South America, Europe, the Middle East, and Africa," explained a manager at Osstem Implant. The company believes that the excellent quality of unit chairs achieved through such rigorous product assessments contributed to concluding a contract to supply 1,500 units of 'K3' to the Egyptian government in 2022.

Placing emphasis on user experience (UX) as much as mechanical design, Osstem Implant "reinforces user-oriented design".

The 'convenience' and 'design' of 'K5' are sharply improved merits compared to 'K3', the global steady seller of Osstem Implant. It provides marginal space for the knees of surgical dentists by designing its seat back with optimal thickness



(Left) Min Gyeong-jae, Director of Unit Chair R&D Center, (Right) Kim Tae-yeol, Senior Researcher of Unit Chair R&D Center (Image: Osstem Implant)

based on vastly accumulated data. And it is designed to prevent a patient from moving during treatment by adding the tilting function that raises the lower board when the seat back descends. For comfortability of patients as well as for convenience of dentists in treating, the thickness and hardness of sponge are meticulously calculated. To help patients not feel discomfort despite treatment lying down for a lengthy time, Osstem Implant developed an ergonomic seat by improving body pressure distribution. The persistence of Osstem Implant is also demonstrated in the fact that it improved the fixation power of the dispenser so that several paper cups are not extracted at one time when patients pull out a paper cup for gargling by repeating extraction tests over 70,000 times with different quality paper cups.

As part of the UX-oriented design of the unit chair, Osstem Implant provides 9 stylish color options, including signature black, dark violet and royal red, in compli-



Kim Jin (Left), Director of Osstem's Design R&D Center, is examining the material of the unit chair seat with her team members. They developed the seat color of the 'K5' and wandered around all over Korea in search of a production plant that could perfectly process the fabric as designed.

ance with changing trends while delivering organic aesthetic value, edge elements, and mental comfortability. Osstem Implant's 'K5' won the WINNER award in the

'medical and healthcare' product design sector of the 'iF Design Award 2022' in Germany, one of the world's top three design competitions, by obtaining high marks in ergonomic design, user-friendly materials, and outstanding color configuration. 'K5' also received the presidential award at 'Good Design Korea' hosted by the Korean government in 2021.

"I believe 'K3' and 'K5' are not just unit chairs but masterpieces as they are equipped with complex functions through painstaking collaboration between specialists in diverse areas at Osstem Implant, including research/development, design, production, technological support and education," confidently said Min Gyeong-jae, Director of Unit Chair R&D Center.



(Left) Researchers at the Osstem Implant Unit Chair R&D Center are conducting a load test. (Right) Engineers from Osstem's 'Overseas Smart Dental Service Division' and 'Smart Dental Education R&D Center' are checking the installation manual of their unit chair.



K5

Stylish & Comfortable



Align technology introduces new software innovations designed to accelerate digital practice transformation

By Align Technology

Align Technology a leading global medical device company that designs, manufactures, and sells the Invisalign system of clear aligners, iTero intraoral scanners, and exocad CAD/CAM software for digital orthodontics and restorative dentistry, has introduced new software innovations to accelerate digital practice transformation.

The Align Oral Health Suite is an intuitive and visually engaging digital interface designed to enhance dental consultations and drive dental treatment acceptance*. It offers a modern approach to dental examinations, featuring an innovative clinical framework that empowers doctors and their clinic staff to conduct comprehensive oral health assessments via a single scan using patient-friendly terminology, and providing a highly engaging patient-centric experience.

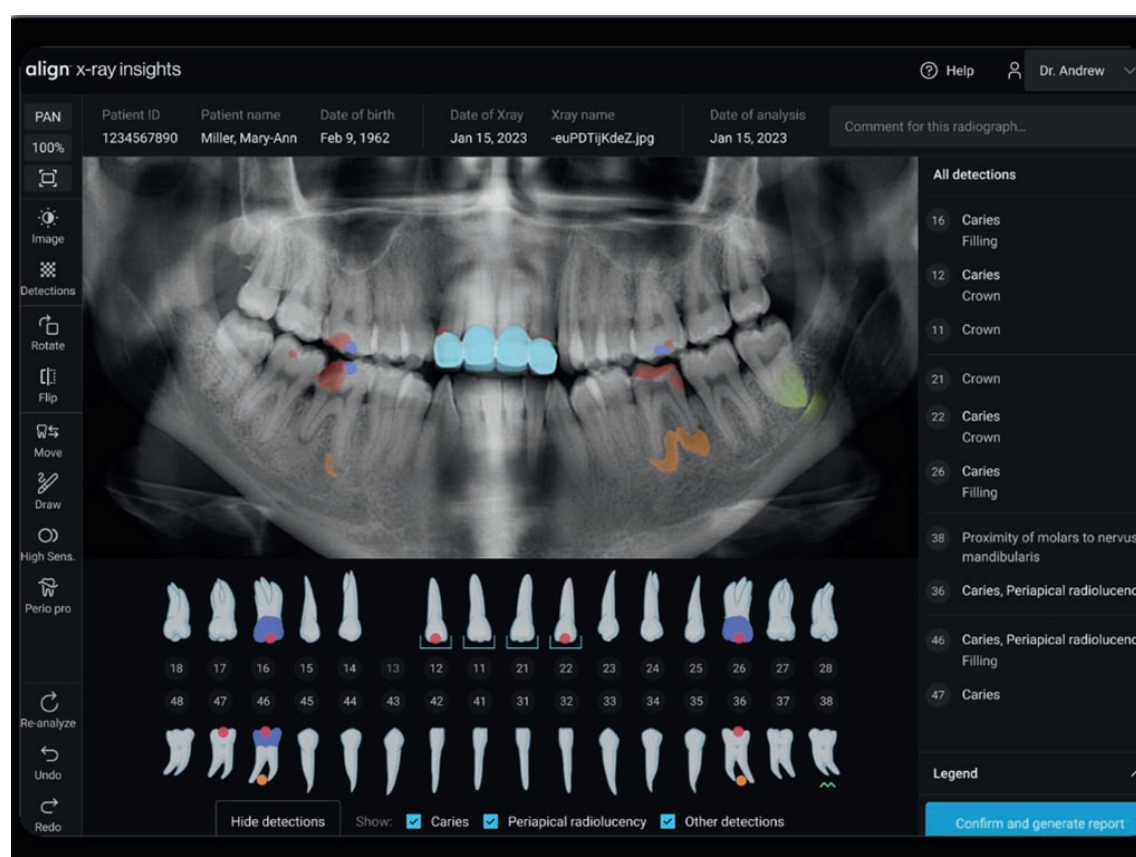
Available on the iTero Element Plus Series, the Align Oral Health Suite covers a broad range of dental health conditions necessary for patients to better understand their oral health and enables doctors to create and share a custom oral health report, capturing the treatment recommendations discussed during the patient consultation. It integrates iTero diagnostic aid and visualization tools, such as iTero NIRI, iTero Occlusogram, iTero TimeLapse and Invisalign Outcome

Simulator Pro, into a single interface chairside on the iTero scanner and is available on the MyiTero.com portal.

Align also announced X-Ray Insights technology designed to streamline X-ray assessments, improve patient communication, and enhance the digital treatment experience.

"AI-driven oral health assessment tools, like X-Ray Insights, discern data and enhance doctor-patient conversations, treatment option evaluation, and shared decision-making regarding oral health conditions and dental treatment options," said Sreelakshmi Kolli, Align Technology Executive Vice President and Chief Digital Officer. "It goes beyond digital orthodontics and supports oral health assessments by generating a digital image of oral health findings, improving patient communication and helping increase practice growth."

"X-Ray Insights creates next level clinical assessment tools that help doctors identify, visualize, and educate patients about, their oral health conditions," said Dr. Mitra Derakhshan, Align Technology Senior Vice President, Global Clinical. "Powered by AI algorithms to evaluate dental radiographic images for caries, calculus, periapical radiolucencies, and bone loss, X-Ray Insights offers doctors the flexibility to identify and visualize these conditions chairside, which



Align Oral Health Suite, including future collaboration with X-Ray Insights, will aid doctors in identifying and educating patients on oral health conditions and improve their oral health. (Photos: Align Technology)

helps elevate patient communication and increase dental treatment acceptance."

Further supporting the goal of providing an end-to-end treatment workflow and accelerating digital practice transformation, the latest iTero-exocad Connector release

optimizes doctor and lab collaboration and productivity by streamlining case communication in a single secure channel, that enables time-saving and increased productivity. iTero-exocad Connector integrates iTero intraoral camera and NIRI images within exocad DentalCAD 3.1 Rijeka software and allows dental professionals to visualize the internal and external structure of teeth. Clinics will be able to share files related to their case with their lab, helping streamline collaboration and drive consistent outcomes.

"The combination of the iTero scanner and exocad software capabilities creates more value for my practice. The new feature which enables the sharing of additional files such as images and videos with my lab, all via one portal, makes our work together better and easier," said Dr. Jan Einfeldt, a general dentist at Staplehurst Dental Practice, Staplehurst, Kent, United Kingdom, who participated in the limited market release. "With more information, such as intraoral camera images and iTero NIRI images, my dental technician can design restorations with more efficiency and we can reduce remakes, ultimately providing a better experience for my patients."

"These new innovations highlight Align's commitment to accelerating digital practice transforma-

tion through the Align Digital Platform," said Karim Boussebaa, Align Technology Executive Vice President and Managing Director of the iTero scanner and services business. "Doctors will now be able to perform a comprehensive oral health assessment chairside with the Align Oral Health Suite,** which provides patients with a full digital experience from the first visit – helping engage them in their oral health journey – and doctors and labs will experience improved, streamlined communication with iTero-exocad Connector".

*Subject to healthcare provider's professional judgment

**Both the Align Oral Health Suite and the latest iTero-exocad connector are expected to be commercially available by the end of 2023. For availability in the market, please contact the local Align marketing representative.

X-Ray Insights is based on dentalXrai technology and will be in Limited Market Release in 2023 with select EU customers. Align acquired privately-held dentalXrai GmbH in July 2022.

For more information on commercial availability please reach out a xrayinsights@aligntech.com or visit dentalxr.ai.



Modern Aesthetic Dentistry Online Professional Training

Learn the latest tips & tricks in
aesthetic dentistry & apply them instantly

Faculty Lead:

Prof. Paul Tipton, UK

100% ONLINE
START AT ANY TIME
LIVE STUDY CLUBS
9 MODULES
SELF-PACED
95 CME

TREATMENT PLANNING | SMILE DESIGN | COMPOSITES
TOOTH PREPARATIONS | VENEERS | OCCLUSION | DIGITAL DENTISTRY
ORTHODONTICS | FACIAL AESTHETICS BOTOX & FILLERS

ORGANISED BY

CAPP

AWARDED BY



PARTNERS



REGISTER NOW!

Interested? Visit: www.capp-asia.com/pg-aesthetic

Medicem

By Promedica

Promedica's glass ionomer luting cement Medicem is indicated for luting crowns, bridges, inlays, onlays, pins, posts and orthodontic bands.

Easy application

During application the material flows and provides optimal surface wetting of the restoration, but when transferred into the oral cavity it becomes firm and stable. This simplifies the working process, especially in mandibular areas. The prolonged soft-elastic phase during setting allows easy removal of excess material and the excess material is easy to lift off with a probe etc.

Low film thickness for a precise fit

Due to the optimal composition of glasses and filler particle size Medicem possesses a very low film thickness. This low film thickness allows a precise fit of the restoration and ensures perfect attachment and occlusal accuracy.

Additional advantages

Medicem is not only available as a hand-mix version, but also in application capsules. Due to the specific capsule design, application is even simpler.

Medicem's radiopacity and its high level of translucency promote the natural appearance of all-ceramic restorations.

Medicem is biocompatible, has a low acidity and a low solubility in the mouth.

For more information contact
Promedica Dental Material GmbH
Domagkstrasse 31
24537 Neumünster
Germany
Tel: +49 43 21/5 41 73
www.promedica.de



(Image: Promedica)

Assistina ONE – Number one for cleaning and maintenance

By W&H Dentalwerk

Maintenance devices are indispensable when it comes to ensuring dental transmission instruments work correctly, maintain their value, and have a long service life. The new Assistina One improves all the technological advances of the popular predecessor model and takes these to a whole new level. The easy-to-use new care solution, which is the fastest in its class, provides even more power and user-friendliness.

The Assistina One is geared towards the needs of users in dental practices and was designed to further simplify the maintenance process and make it more efficient. Well-designed features such as Quick Connect by W&H make everyday tasks easier and save time: the innovative adapter solution makes it quick and easy to switch between transmission instruments. The Assistina One is one of the fastest systems on the market for automatic lubrication and cleaning of the spray water and spray air channels, with a processing time of just 18 seconds – a reduction of a whole 50 percent compared to the predecessor model.

Easy to use with strong performance

Straight and contra-angle handpieces, turbine handpieces, air motors and air-powered scalers can be perfectly processed and maintained at the push of a button using the Assistina One.

The clean design and clear view of the chamber along with the fill level indicator on the side contribute to the intuitive operation of the device and always provide a perfect overview. Ready-to-use maintenance sets in a handy cartridge system mean that oil and cleaning fluid can be easily and quickly changed with next to no mess. Manual refilling is a thing of the past. To ensure a safe and clean working environment, aerosols are also extracted from the chamber and the exhaust air is cleaned using an HEPA filter.

Sustainable and cost-efficient

The Assistina One automatically dispenses the exact amount of W&H Service Oil and W&H Activefluid. An innovative nebulisation technique is used in the maintenance process: finely atomised oil loosens and removes contamination from the internal gear parts under high pressure, without setting them in motion. The more time-consuming and expensive rotational lubrication is no longer required. With just one Care Set, up to 2,800 transmission instruments can now be maintained, meaning they can be sustainably maintained whilst also saving on both resources and costs. The Assistina One works exclusively with compressed air, so it can be put into operation quickly and flexibly with no need to worry about power supplies – no other solution can rival it in terms of user-friendliness. Its long service life, high-quality materials and 'Made in Austria' quality



With the revolutionary atomisation technique, transmission instruments can be lubricated more quickly and thoroughly than ever before. (Image: W&H)

help to keep its environmental footprint as small as possible.

The ONE and only

Dental assistants are the primary users of the Assistina One, using it in their day-to-day work in dental practices. W&H was inspired

by them and is accompanying the product launch with a campaign focusing on these esteemed superusers. The model name 'ONE' forms the central element of the campaign.

For more information contact
W&H Dentalwerk
Web: www.wh.com
E-mail: office@wh.com



HyFlex EDM & MicroMega File Systems

High quality NiTi files for root canal shaping

HyFlex and MicroMega rotary files are heat-treated NiTi instruments dedicated to root canal preparation. The files, packed in sterile blisters, are manufactured in Europe and in the US. COLTENE offers a large range of high quality shaping files to meet all clinical cases.

- Extreme resistance to fracture
- High flexibility
- Respects the root canal anatomy
- Preserve peri-cervical dentine

 **COLTENE**