

IMPLANT TRIBUNE

The World's Dental Implant Newspaper · U.S. Edition

JULY 2010

www.implant-tribune.com

VOL. 5, No. 7



Vancouver is the site of the 2010 BIODENIX Implantology Forum. (Photo/stock.xchng)

BIODENIX forum to focus on teamwork

*Event takes place in
Vancouver from July 23–24*

By Sierra Rendon, Managing Editor

The 2010 BIODENIX Implantology Forum, “Dental Implants: From Osseointegration to Aesthetic Excellence,” will take place July 23 and 24 at the Westin Bayshore Hotel in Vancouver, Canada.

The event aims to bring together leading experts from each of the respective fields in implant dentistry to create a social and stimulating learning environment for all, said event organizers.

Guidance on creating public awareness for clinicians who are passionate about implant dentistry will also be offered.

Dr. Art Hister from Global TV (“Health Headlines,” “The Health News” and “Medical Minutes”) will be the standing forum moderator. Hister will use his knowledge and medical insight to mediate with forum presenters.

Speakers include Dr. Bill Dorfman on “Aesthetics in Implant Dentistry,” Dr. Ziv Mazor on “Latest Advances in Piezo-Assisted Bone Grafting and Sinus Lift Procedures,” Dr. Bill Blachford on “Flourishing Your Dental Implant Practice,” Dr.

→ **IT** page 2B

Nobel Biocare hosts symposium in N.Y.

By Fred Michmershuizen, Online Editor

Nobel Biocare welcomed more than 1,500 periodontists, general practitioners, prosthodontists, lab technicians and other dental professionals to the Waldorf Astoria hotel in New York City for its global symposium, a three-day event offering valuable education, technology and networking. The meeting was held June 24–25.

The symposium was opened by Domenico Scala, CEO of Nobel Biocare, and by Jonathan Ferencz, chairman of the scientific committee, who announced the five key educational themes for the following three days: immediate function; soft-tissue health and long-term predictability; new technologies for prosthetic success; treatment for edentulous patients; and advanced treatment planning.

The format of the meeting consisted of main programs in the grand ballroom, along with parallel sessions, master classes and hands-on training. Between sessions, attendees were able to walk through the exhibit area and view products and demonstrations and to meet with representatives from Nobel Biocare who specialize in particular products.

Attendees at the meeting also had the opportunity to visit the training and manufacturing plant



Domenico Scala, CEO of Nobel Biocare, welcomes meeting attendees to New York City. (Photos/Fred Michmershuizen, Online Editor)

→ **IT** page 2B

BioHorizons files for \$100M IPO

Dental implant maker BioHorizons filed a registration statement in late June for an initial public offering worth up to \$100 million.

The Birmingham, Ala., company makes products such as tooth prosthetics, implants, abutments and bone and tissue grafts. It also sells medical instruments.

The company uses lasers to cut tiny grooves into its Laser-Lok implants, and the company asserts those grooves attract connective tissue and reduce bone loss around the implant.

BioHorizons did not disclose how many shares it might sell or when it might go public. Its proposed ticker symbol is “BHZN.”

The company’s main business was founded in November 1995, and BioHorizons was incorporated in May 2006. Private equity firm HealthpointCapital LLC bought its primary business in August 2006.

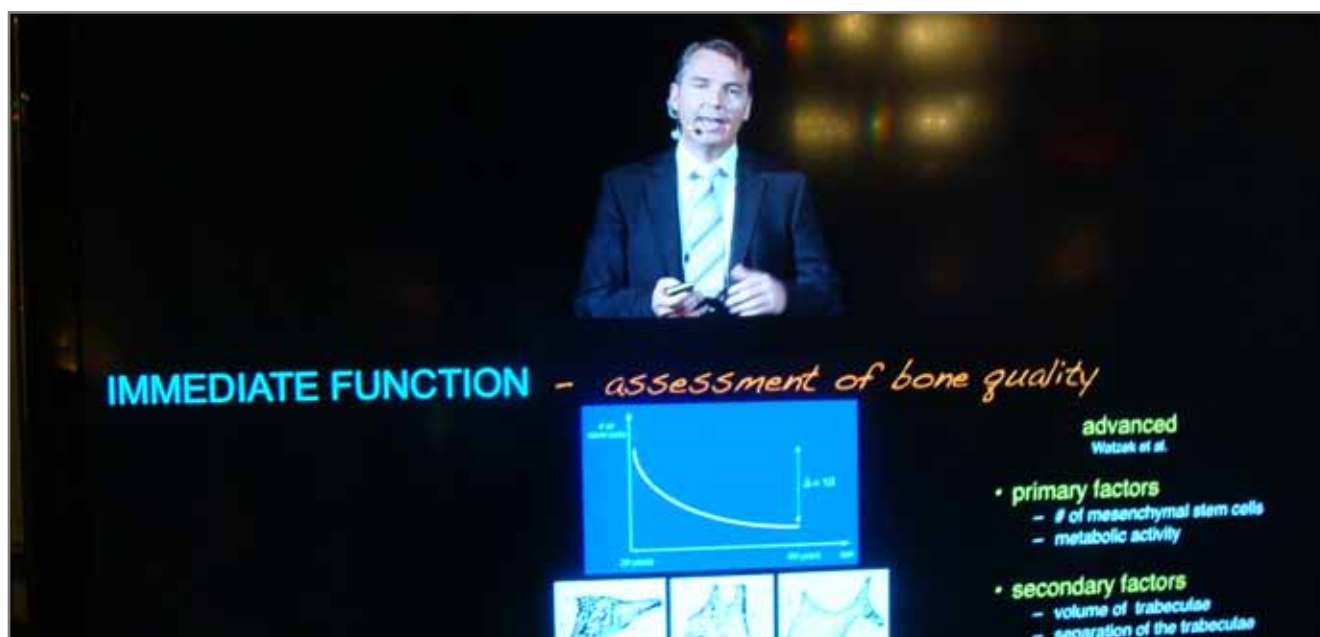
BioHorizons reported an operating loss of \$6 million in 2009 on \$69 million in sales. It said its revenue grew 15 percent in the first quarter of 2010 to \$19 million.

The company currently markets

its products through a direct sales force of more than 70 representatives in North America and through offices in Australia, Chile, Germany, Spain and the United Kingdom. Through a network of third-party distributors, BioHorizons sells its products in more than 80 countries.

Last year, the company was the sixth-largest dental implant company based on sales in North America, according to market researcher iData Research.

The company’s competitors include BIOMET 3i, Zimmer Dental, DENTSPLY and Astra Tech. **IT**



A scientific presentation at Nobel Biocare's Global Symposium in New York City.

← IT page 1B

in Mahwah, N.J., where assembly lines are capable of producing crowns 24 hours a day. (The company also operates two other such facilities in Stockholm and Tokyo.)

Attendees at the site visit were able to learn from the assembled global brain trust behind NobelPro-era, witness the assembly process — and even use the software to design an actual crown and send it into production.

Participants used optical scanners featuring conoscopic holography technology to input an image of a tooth impression. Then, using software installed on laptop computers, participants learned how to create a file for a crown.

The software was so easy to learn that attendees were able to get up and running in minutes. Files were then sent to the production facility in the adjoining room. It was a rare opportunity for meeting attendees to observe firsthand the manufacturing process itself.

The next Nobel Biocare Global Symposium will be held in August 2011 in Tokyo. IT



Between sessions, meeting attendees were able to take the opportunity to learn more about products.

← IT page 1B

Bob Horowitz on "Aveolar Augmentation — Clinical and Histological Evaluation of Socket, Sinus and Ridge Enhancement," Dr. David Bridger on "Bone Grafting and Membrane Placement," Michael Racich on "Considerations for Implant Success" and Dr. Robert Miller on

"Past, Present and Future of Dental Implantology."

Past attendees have had hearty praise for the event:

- "Great presentations delivered in a format that encouraged discussion," said Dr. Lyle Pidzarko.

- "Good variety of topics related to implants and nice short lectures," said Dr. Grant Woo.

- "A wide diversity of subjects were presented that will enhance my dental implant practice. Nice social function," said Dr. Bob Kiniburgh.

For more information on the BIODENIX Implantology Forum, see www.biodenix.com.

Next year's event will take place Sept. 22–24 in Venice, Italy. IT

Tell us what you think!

Do you have general comments or criticism you would like to share? Is there a particular topic you would like to see more articles about? Let us know by e-mailing us at feedback@dental-tribune.com. If you would like to make any change to your subscription (name, address or to opt out) please send us an e-mail at database@dental-tribune.com and be sure to include which publication you are referring to. Also, please note that subscription changes can take up to 6 weeks to process.

IT Corrections

Implant Tribune strives to maintain the utmost accuracy in its news and clinical reports. If you find a factual error or content that requires clarification, please report the details to Managing Editor Sierra Rendon at s.rendon@dental-tribune.com.

IMPLANT TRIBUNE

The World's Newspaper of Implantology · U.S. Edition

Publisher & Chairman

Torsten Oemus
t.oemus@dental-tribune.com

Vice President Global Sales

Peter Witteczek
p.witteczek@dental-tribune.com

Chief Operating Officer

Eric Seid
e.seid@dental-tribune.com

Group Editor & Designer

Robin Goodman
r.goodman@dental-tribune.com

Editor in Chief

Sascha A. Jovanovic, DDS, MS
sascha@jovanoviconline.com

Managing Editor/Designer

Implant, Endo & Lab Tribunes
Sierra Rendon
s.rendon@dental-tribune.com

Managing Editor/Designer

Ortho Tribune & Show Dailies
Kristine Colker
k.colker@dental-tribune.com

Online Editor

Fred Michmershuizen
fmichmershuizen@dental-tribune.com

Account Manager

Humberto Estrada
h.estrada@dental-tribune.com

Marketing Manager

Anna Wlodarczyk
a.wlodarczyk@dental-tribune.com

Marketing & Sales Assistant

Lorrie Young
l.young@dental-tribune.com

C.E. Manager

Julia Wehkamp
j.wehkamp@dental-tribune.com

Dental Tribune America, LLC
213 West 35th Street, Suite 801
New York, NY 10001
Phone: (212) 244-7181, Fax: (212) 244-7185



Published by
Dental Tribune America

© 2010 Dental Tribune America.
All rights reserved.

Dental Tribune makes every effort to report clinical information and manufacturer's product news accurately, but cannot assume responsibility for the validity of product claims, or for typographical errors. The publishers also do not assume responsibility for product names or claims, or statements made by advertisers. Opinions expressed by authors are their own and may not reflect those of Dental Tribune International.

Editorial Advisory Board

Dr. Sascha Jovanovic, Editor in Chief

Dr. Bernard Touati

Dr. Jack T. Krauser

Dr. Andre Saadoun

Dr. Gary Henkel

Dr. Doug Deporter

Dr. Michael Norton

Dr. Ken Serota

Dr. Axel Zoellner

Dr. Glen Liddelow

Dr. Marius Steigmann

Limited
Time Offer
**BUY 5 GET
1 FREE***

ZERO MEMORY

Memorable Handling.

Purchase 5 ConFORM™ Membranes during the month of August and get one more ConFORM™ for FREE*.

conFORM™ RESORBABLE COLLAGEN MEMBRANE is intended for use in oral surgical procedures as a resorbable material for placement to aid in wound healing in the areas of dental implants, bone defects, periodontal defects and ridge augmentation.

ACE conFORM™, with its defined geometry, *in vivo* stability, permeability and mechanical strength, is a white, nonfriable membrane matrix engineered from highly purified Type I Collagen. ACE conFORM™ is packaged sterile, non-pyrogenic, and is for single use. Its resorbability eliminates the need for a second surgery.



Features

- Fully resorbable
- Easy to handle
- Guides healing of bone and surrounding tissue.
- Unique fiber orientation to provide high tensile strength for *in situ* stability of membrane.
- Predictable resorption time (3-6 months).
- Cell occlusive, designed to retard and/or prevent epithelium down growth.

Advantages

- Does not adhere to itself
- Zero memory
- Sufficient resorption time for sustained function in bone repair.
- Higher mechanical strength for membrane stabilization.
- Can easily be trimmed during surgery for a final fit.
- May be placed with either side against the tissue or bone.

Typical Uses

- Ridge Augmentation
- Bone Regeneration Around Implants
- Sinus Lift
- Periodontal Defects
- Apical Root Resection
- Extraction Sites

509-1520	ConFORM™ Resorbable Collagen Membrane	15 x 20mm, sterile
509-2030	ConFORM™ Resorbable Collagen Membrane	20 x 30mm, sterile
509-3040	ConFORM™ Resorbable Collagen Membrane	30 x 40mm, sterile



Mix and match different sizes, the smallest of the 6 membranes is the FREE* one. Offer expires August 31, 2010.
ACE Surgical Supply Company, Inc. • 1034 Pearl Street, Brockton, MA 02301

800.441.3100

www.acesurgical.com

Soft-tissue collar around implants: A periodontal compromise or not?

By Dr. Nilo Hernandez

How many times have you seen a case during an examination where the soft-tissue collar was less than you would like to have? How many times has this happened on one of your own cases?

Well, it has happened to all of us at one time or another. The perfect analogy to use and consider, especially when speaking to patients, is the outer surface of the hand versus



Fig. 1: Initial treatment



Fig. 2: Initial treatment



Fig. 3: Pre-op

the palm of the hand. Both are skin, but which one is tougher? Obviously, the palm is.

That same analogy can and should be used when speaking to patients in order for them to understand the

greater need of an additional treatment modality for the creation or recreation of the quality and type of soft-tissue drape.

For years this was a very complex and difficult procedure, usually only attempted by the very best of periodontists and with mixed results. Later, with the inclusion of certain tissue-derived products, these alternatives have become simpler and more available to the masses. These materials have proven to be very effective and they have been redeveloped over time as the manufacturers and processors continue in their attempts at the very best and most reliable materials.

The most common of these materials are Alloderm by BioHorizons, and Dermis by Zimmer and Tutogen. These materials have been around for quite some time and provide good results. Each has some drawbacks, though, such as tearing and tissue odor during the healing phases.

The “new kid on the block” is Grand Dermis by CK Dental Industries. This human allograft product seems to have handled the previous drawbacks and has also shown no foul odor, which patients enjoy over the previous product.

The techniques and product improvements are designed for the dental surgeon to have better predictability and ease of use. The practitioner can use this product in simple or complex cases.

For instance, use it as a membrane in socket-grafting procedures. It will protect the graft better than traditional membranes; it is able to be sutured and will not tear. After healing, the tissue quality and quantity will also be improved. The product offers all of these benefits while being less expensive than most membranes of similar size.

Case No. 1

This case was a 15-year-old implant and crown restoration done during the early years of implant restoration. It was a very long implant, firmly embedded and showing no signs of pathology.

The patient's concern was mostly esthetics and the “black line” visible near the neck.

Upon closer inspection, I also noticed a thin mucosa at the cervical

AD

Las Vegas

Bellagio Hotel
Las Vegas, Nevada

February 10-12, 2011

Pre-Symposium Courses:
Thursday, February 10, 2011



ICOI Winter Symposium

For more information please contact the ICOI Central Office
at (973) 783-6300 or visit our website at www.icoi.org

Sponsored by:

ADA CERP® | Continuing Education
Recognition Program

ICOI is an ADA CERP Recognized Provider. ADA CERP is a service of the American Dental Association to assist dental professionals in identifying quality providers of continuing dental education. ADA CERP does not approve or endorse individual courses or instructors, nor does it imply acceptance of credit hours by boards of dentistry.

AGD - Accepted Program Provider
FAGD/MAGD Credit, 5/1/09 - 6/30/12

Photo courtesy of The Las Vegas Convention and Visitors Authority

gIDE TRAINING CENTER

Implant & Grafting Courses in Los Angeles
with Dr. Sascha A. Jovanovic

Learn the latest implant techniques. Each course has a didactic and a clinical hands-on and/or live patient surgery component. Courses can be taken separately or together as a comprehensive update program. This course is the best short-term implant program to get you to the next level in implant surgery and to improve your confidence level in hard and soft tissue grafting and the management of complications.



SOFT TISSUE MANAGEMENT & GRAFTING AROUND DENTAL IMPLANTS

1-DAY LECTURE & HANDS-ON WORKSHOP



Tuition: \$995

JULY 14, 2010
SEPT 28, 2010
DECEMBER 8, 2010

BONE, RIDGE & SOCKET GRAFTING

2-DAY LECTURE & HANDS-ON & LIVE SURGERY



Tuition: \$1995

JULY 15 - 16, 2010
SEPT 29 - 30, 2010
DECEMBER 9 - 10, 2010



SINUS ELEVATION & GRAFTING

1-DAY LECTURE & HANDS-ON WORKSHOP



Tuition: \$1195

JULY 17, 2010
OCT 1, 2010
DECEMBER 11, 2010



"I have taken 100 hrs of CE in the last year alone. I have to say the 4 hands-on courses I took at gIDE were the best investment to date. The gIDE Institute and Dr. Jovanovic provide the most cutting-edge, relevant information you will find out there. Worth every penny." - Dr. Joseph C. Weber, General Practitioner - Santa Barbara, CA

Register at www.gIDEDental.com Contact info@gIDEDental.com or Call +1 310 696 9025



Implant Direct™

simply smarter.

Internal Hex Implants with Original Conical Connection (Niznick US. Pat. # 4,960,381). Self-tapping for stability and Micro-threads for reduced bone loss. *SAVE 65-70% compared to Zimmer and BioHorizons.

Legacy™3 All-in-1 Packaging

INCLUDES: Cover Screw, Healing Collar, Transfer and Straight Preparable Abutment. Surgically and Prosthetically Compatible with Zimmer's Tapered Screw-Vent®

Legacy3 USA price = \$175

**Tapered Screw-Vent USA price = \$584

** Includes similar components provided with Legacy3 Implant



Three Implant Designs and Packaging Options
Implants include Cover Screw and Healing Collar
Select Implant based on Price, Packaging and Thread Design

Legacy1: \$125 Original "V" Thread with Plastic Carrier

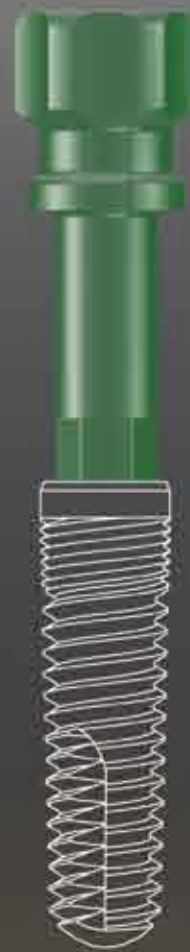
Legacy2: \$150 includes Temporary Abutment/Transfer

Legacy3: \$175 includes Preparable Abutment/Transfer

Legacy1
Standard "V" Threads
Matches Screw-Vent

Legacy2
Spiral Threads
for Increased Stability

Legacy3
Buttress Threads
for Increased Surface



Prosthetic compatibility with Screw-Vent, BioHorizons® and MIS Implants


INTRODUCTORY LEGACY OFFER

Try a 13mmL Legacy1, Legacy2 and Legacy3 Implant at no charge with purchase of required instruments

US List Price for 3 Implants, Abutments and Prosthetic Components

Legacy = \$620

Zimmer Dental = \$1797



Compare US List Price	Straight Contoured	HLA Abutment	15° Angled Contoured	Straight Snap-On	Gold/Plastic	Titanium Temporary Abutment	Plastic Temporary Abutment	Ball Attachment	Overdenture Attachment	Multiple-Unit w/ Cap & Transfer Straight	Multiple-Unit w/ Cap & Transfer Angled
Implant Direct	\$85	\$75	\$85	\$85	\$100	\$35	\$35	\$107	\$110	\$85	\$100
Zimmer Dental	\$158	\$152	\$179	\$203	\$180	\$45	\$52	\$168	\$118	\$167	N/A
Cost Savings	46%	51%	53%	58%	44%	22%	33%	36%	7%	49%	N/A

FREE Introductory Offers at www.implantdirect.com

Terms and Conditions Apply

*US List prices as of April 2010

Screw-Vent® is a registered trademark of Zimmer Dental

Tri-Lobe Implants with Prosthetic Compatibility to NobelReplace Implant. Self-tapping for stability and Micro-threads for reduced bone loss. *SAVE 65-70% compared to Nobel Biocare, 3i & Astra.

Implant Direct Int'l
8840 W. Russell Road #210,
Las Vegas, NV 89148
Manufacturing/Sales: 1-818-444-3333
www.implantdirect.com

Three Implant Designs and Packaging Options
Implants include Cover Screw

Select Implant based on Price, Packaging and Thread Design

1. RePlant: \$150 includes Temporary Abutment/Transfer
2. RePlus: \$175 includes "Snappy" Abutment/Transfer
3. ReActive: \$200 includes Preparable Abutment/Transfer

RePlant®
Body Dimensions
Matches Replace¹

RePlus®
Body Taper
For Bone Expansion

ReActive™
Buttress Threads
For Increased Surface



¹RePlant implant surgically compatible with NobelReplace® Drills



Compare US List Price	Straight Contoured	15° Angled Contoured	Straight Snap-On	Gold w/o Tri-Lobe	Gold with Tri-Lobe	Temporary Abutment	Ball Attachment	Overdenture Attachment	Multiple-Unit w / Cap & Transfer	Multiple-Unit w / Cap & Transfer Angled
Implant Direct	\$85	\$85	\$85	\$100	\$100	\$35	\$107	\$110	\$85	\$100
Nobel Biocare	\$170	\$225	\$201	\$216	\$216	\$72	\$217	\$110	\$229	\$274
Cost Savings	50%	62%	58%	54%	54%	51%	51%	0%	63%	64%

¹US List prices as of April 2010

²NobelReplace® and ³NobelActive® are registered Trademark of Nobel Biocare
⁴Sig Hansson. The Implant Neck...Smooth or Provided with Retention Elements. A Biomechanical Approach. Clin Oral Implants Res. 1990;10:394-405

ReActive™ All-in-1 Packaging

INCLUDES: Cover Screw, Transfer and Straight Preparable Abutment. With Platform Shifting, Micro-threads¹, Deeper Threads and Round Apex. ReActive USA price = \$200
**NobelActive USA price = \$694

Free Implants for Nobel Biocare Customers
3 Surgically Compatible, RePlant® Implants with Titanium Transfer/Temporary Abutments plus 2 Contoured Abutments

US List Price for 3 Implants, Abutments and Prosthetic Components:

RePlant = \$620
Nobel Biocare = \$1922



FREE Introductory Offers at
www.implantdirect.com
Terms and Conditions Apply



Fig. 4: Two weeks post-op. Sutures removed.



Fig. 5: Six weeks post-op.



Fig. 6: Twelve weeks post-op.



Fig. 7: Final case restored.

← **m** page 4B

with a slight depression.

Corrections included:

- 1.) New crown with a slightly longer margin.
- 2.) Cervical tissue bio-type improvement and plumping with Grand Dermis.

Case No. 2

This case was of a young woman with failing lower right dentition from fear and poor dental choices. The patient accepted treatment under sedation. Extraction of root tips took place with bone grafts and Grand Dermis overlay was done at the same time.

Tissue tacks were used in this

case to better support and immobilize the tissue cover. Notice the minimal connective tissue around the root tips and the thin bio type.

Corrections included:

- 1.) Extraction and graft of all sockets using CK Dental mineralized bone allograph.
- 2.) Grand dermis overlay and tack down.

- 3.) Implant and crowns as final restorations.

Conclusion

These cases are typical of daily cases seen or avoided in many clinical settings across the country. No longer does this or should this go on.

Patients and clinicians alike can have better results with improved longevity and periodontal success with this material.

In my opinion, Grand Dermis has improved an already wonderful product and treatment option.

For ordering information, contact CK Dental Industries at (800) 675-2557 or visit the website at www.ckdental.net.

— Photos/Provided by Dr. Nilo Hernandez

AD

AMERICAN ACADEMY of IMPLANT PROSTHODONTICS
IMPLANT UPDATES -- 2010

Marriott at McDowell Mountains, Scottsdale, AZ
November 6, 2010

Reservations: (480)502-3836 or (800)288-6127 (AAIP code: M-IL-YF9S)

PROGRAM

7:00 AM Registration and Deluxe Continental Breakfast

8:00 AM: Welcome: Sheldon Winkler, President

Mahmoud F. Nasr, Past President and Meeting Moderator

M. Joe Mehranfar, Session General Chairperson

8:15-9:15: Systemic Implications of Oral Disease and its Relationship to Oral Implantology: Robert Braun, DDS, MPH, Professor of Oral and Maxillofacial Pathology, Medicine and Surgery, Temple University, Philadelphia, PA.

9:15-10:15: Occlusal Considerations in Implant Prosthodontics: Peter Neff, McLean, VA. Dr. Neff was formally Professor and Chairman, Department of Occlusion, Georgetown University, School of Dentistry and author of TMJ Occlusion and Function.

10:45-12:00: Five Decades of Dental Implants: Leonard Linkow, DDS, DMS, Fort Lee NJ. Dr. Linkow is considered by many of his colleagues as the "Father of Implant Dentistry". In 1992 NYU created the first endowed chair in implantology in perpetuity with Dr.Linkow as the recipient.

12:00-1:15: LUNCH

1:15-1:45: Lateral Bone Condensing and Expansion for Dental Implant Placement: Azfar Siddiqui, DMD, BDS, MS, Glendale AZ. Dr. Siddiqui is a full-time faculty member at Midwestern University College of Dental Medicine, Glendale AZ.

1:45-2:15: Recent Advances in Implant Research: Harold Morris, DDS, MS, Canton, MI. Dr. Morris was formerly the Director of the Dental Implant Clinical Research Group and the Ankylos Clinical Research Group, and Clinical Professor of Prosthodontics at Temple University, Philadelphia, PA.

2:15-2:45: New Implants for Old Fixed Prosthodontics: Clement Guarlotti, DDS, Greensburg, PA. Dr. Guarlotti is past president of the AAIP.

3:00-5:00: G.K. Mangelson, CFP, Cincinnati, OH. Advanced Lawsuit Protection and Tax Reduction Strategies.

REGISTRATION: AAIP Members \$175.00

Non-AAIP Members \$225.00

Questions: Contact AAIP: (480) 588-8062

Send Registration to: AAIP, 8672 East Eagle Claw Drive, Scottsdale AZ, 85266-1058

Check our website @ www.aaipusa.com for additional meeting information.

About the author



Dr. Nilo Hernandez has been a well-respected dentist for many years and has long been involved in helping dentists improve their practices by training and assisting in many different ways. This help has included both clinical and administrative ways of improving their daily practice of dentistry.

For many years, he helped develop many different implant practices and training centers across the United States. Dentists call his practice on an almost daily basis for assistance.

A graduate of Creighton University School of Dentistry in Omaha, Neb., Hernandez is a general dentist in private practice in Miami. He has been involved with implant dentistry since 1990 and has performed several thousand dental implant procedures.

For additional information or comments, contact Hernandez at niloh@idecseminars.com.

Dext-X offering lower dosage applications

Strato Digital introduces the availability of frontal dentition and low-dose examinations

Dent-X is proud to announce that its high-end panoramic/cephalometric X-ray, the Strato Digital, is now available with low-dose and frontal dentition applications.



Offices now have the ability to conduct a low-dosage scan that shows the full patient dentition.

Clinicians can use this view to see if a patient has his/her wisdom teeth or might require corrective practices, such as braces, while using a fraction of the radiation. This scan has a faster rotation and uses less X-ray dose for an overall drop in radiation.

The Strato Digital introduces its

frontal dentition examination. This view allows a clinician to see the frontal dentition only.

This, combined with the ability to take half-pans, means one can see the right half, left half or frontal view of any panoramic X-ray, without exposing unnecessary regions.

The Strato Digital now comes standard with more than 13 applications, including digital linear tomography.

The cesium Iodide charge-coupled device (CCD) sensor provides the highest quality images in any examination type.

For more information, please visit www.ImageWorksCorporation.com/dental or call (914) 592-6100.

(Source: ImageWorks)



The Strato Digital now comes standard with more than 13 applications, including digital linear tomography. (Photo/ Provided by ImageWorks)

For more dental news,
see www.dental-tribune.com

AD

MEISINGER

Not just Surgical Kits...

BBE00 - Benex® -Control

BSPPL - Split-Control Plus

BCR00 - Crest-Control

BTR00 - Transfer-Control

...but a full line manufacturer of
Diamonds, Carbides, Polishers, Abrasives & Procedural Kits

Carbides

Abrasives

Kits

Polishers

Diamonds

Lab Carbides

Black Cobra

Meisinger

MEISINGER USA, L.L.C.

7442 South Tucson Way • Suite 130 • Centennial • Colorado 80112 • USA
 Tel.: +1 (303) 268-5400 • Fax: +1 (303) 268-5407
 E-Mail: info@meisingerusa.com • www.meisingerusa.com • www.bone-management.com • www.occlusalrouter.com