

today



Scenes from around Hinman

Spin the roulette wheel, take a chance on Plinko and try on some loupes.

»pages 4–6



Protecting your patients

New device helps keep image quality high and radiation dose low.

»page 9



Six months to the perfect smile

Now your patients don't need long-term ortho to solve alignment problems.

»page 10

A floor full of options

Meeting attendees pack the exhibit hall floor at the Georgia World Congress Center on Friday morning. (Photos/Fred Michmershuizen, *today* Staff)



Here in Atlanta, you can get your hands on the latest and greatest in dentistry

By Fred Michmershuizen, *today* Staff

■ Nearly 23,000 dentists, hygienists, assistants and office staff from around the country have gathered here in Atlanta for the 102nd Thomas P. Hinman Dental Meeting. In the exhibit hall, hundreds of companies are showcasing the newest and most innovative advancements in dental technology.

One noteworthy product on display here at the Georgia World Congress Center is the Planmeca PlanScan. The intraoral digital scanner, driven

» see *OPTIONS*, page 3

Continuing to educate

By Fred Michmershuizen, *today* Staff

■ If it's continuing education you're after, you're in the right place. For more than a century now, those in the dental profession have come to the Thomas P. Hinman Dental Meeting to learn and grow professionally.

More than 230 workshops, lectures and courses, featuring a broad spectrum of topics and cutting-edge technologies, are being presented here in Atlanta by approximately 65 of the country's leading dental experts.

This year, the American Academy of Facial Esthetics (AAFE) teamed up with Hinman for some special offer-

ings, including "Frontline TMJ Syndrome, Facial Pain Therapy and Trigger Point Injections for Every Dental Practice," presented on Wednesday, and "Botox Training and Dermal Filler Training," presented on Thursday.

For more course offerings, check out the official program, available throughout the convention center, or download the Hinman 2014 mobile app.

Participants work with pig jaws during a hands-on oral surgery workshop conducted by Dr. Robert R. Edwab on Friday morning. (Photo/Fred Michmershuizen, *today* Staff)



FUSION[★]ZR™

MULTI-PURPOSE VENEER CEMENT
& DUAL CURE RESIN CEMENT



Visit TAUB Products at:
Thomas P. Hinman Meeting - Booth #: 938

Esthetic Resin Cements Creating Remarkable Restorations

- **FUSION-Zr™** Cements are self-adhesive, available in light cure or dual cure. For permanent cementation of all-ceramic restorations, **Zirconia**, CAD/CAM materials, veneers, crown & bridge, inlays/onlays, PFM, posts/fiber posts.
- **Speed-Set** - Light sensitive, cures completely and fast.
- **Ultra-Grip Placement** - Stay-Put viscosity holds the veneer in place. Fast and easy clean-up.
- **Self Adhesive** - Bonding agents can be used. Bonding agents not required.

SHADE OPTIONS: Color Stable

- Crystal Clear for Accurate Visualization.
- Opal White for Natural Brightness.

TAUB Item Codes:

- 06-5000 - FUSION-Zr LC Veneer Kit 1.2ml 2ea. Crystal Clear / 2ea. Opal White (\$159.95)
- 06-5010 - FUSION-Zr LC Veneer Kit 2ea. 1.2ml Crystal Clear (\$99.99)
- 06-5020 - FUSION-Zr LC Veneer Kit 2ea. 1.2ml Opal White (\$99.99)
- 06-5200 - FUSION-Zr DC Resin Cement 1ea. 7gm Syr. Crystal Clear (\$179.95)
- 06-5210 - FUSION-Zr DC Resin Cement 1ea. 7gm Syr. Opal White (\$179.95)

FUSION-Zr™ Resin Cements / Veneer Styx

Veneer Procedure by Ross Nash, DDS - The Nash Institute



THE NASH INSTITUTE



Lecture hall with thirty-plus hands on work stations and ample space for larger groups in lecture format.



Dr. Ross Nash

Total Esthetics Continuum

This learning series is one of the most comprehensive and affordable programs for esthetic dentistry in the world.

The Total Esthetics Continuum includes three 2 day hands on courses:

1. **Direct Composite Resin Dentistry**
May 16 (Fri) - 17 (Sat)
2. **Indirect Esthetic Dentistry**
June 27 (Fri) - 28 (Sat)
3. **Full Mouth Esthetic Reconstruction**
July 25 (Fri) - 26 (Sat)

Each is a course in itself, but together they form a complete study in esthetic and cosmetic dental treatment. By combining good business practices as taught by Debra Engelhardt Nash in the Business School for Esthetic Dentistry with the expertise gained by taking the clinical courses, improved practice success is virtually guaranteed.

Tuition: Individual clinical courses are \$1195 and the full Continuum is \$2995.

Seats are limited.

Call: 704-895-7660
Email: rdnash@aol.com



today About the Publisher

Tribune America, LLC
116 W. 23rd St., Suite 500
New York, N.Y. 10011
Phone: (212) 244-7181
Fax: (212) 244-7185
E-mail: info@dental-tribune.com
www.dental-tribune.com

Publisher & Chairman
Torsten Oemus
t.oemus@dental-tribune.com

President/Chief Executive Officer
Eric Seid
e.seid@dental-tribune.com

Group Editor
Kristine Colker
k.colker@dental-tribune.com

Managing Editor
Fred Michmershuizen
f.michmershuizen@dental-tribune.com

Managing Editor
Sierra Rendon
s.rendon@dental-tribune.com

Managing Editor
Robert Selleck
r.selleck@dental-tribune.com

Product/Account Manager
Humberto Estrada
h.estrada@dental-tribune.com

Product/Account Manager
Will Kenyon
w.kenyon@dental-tribune.com

Marketing Director
Anna Kataoka
a.kataoka@dental-tribune.com

Education Director
Christiane Ferret
c.ferret@dtststudyclub.com

Projects & Events Coordinator
Robert Alvarez
r.alvarez@dental-tribune.com

Accounting Department
Nirmala Singh
n.singh@dental-tribune.com



Published by Tribune America
© 2014 Tribune America, LLC
All rights reserved.

today Hinman Dental Meeting Show Dailies Vol. 5 appear during the Thomas P. Hinman Dental Meeting in Atlanta, Georgia, March 27–29, 2014.

Tribune America makes every effort to report clinical information and manufacturers' product news accurately, but cannot assume responsibility for the validity of product claims, or for typographical errors. The publishers also do not assume responsibility for product names or claims, or statements made by advertisers. Opinions expressed by authors are their own and may not reflect those of Tribune America or Dental Tribune International.

OPTIONS *from page 1

by E4D Technologies, is on display at Henry Schein Dental. The scanner is designed to be super easy, super accurate and super fast.

The KaVo Kerr Group is boasting a portfolio of 20 new products, all linked across the organization's newly formed global platform of brands. Products include MASTER-torque M8900L handpieces from KaVo; the Demi Ultra Curing Light and an enhanced SonicFill from Kerr; the CariVu caries detection device from DEXIS; the i-CAT FLX MV CBCT from i-CAT; the ElementsFree cord-free obturation unit from Axis | SybronEndo; the Op300 Maxio digital panoramic imaging system from Instrumentarium; the Pro II handheld intraoral X-ray unit from NOMAD;



This 2014 Audi TT convertible will go to a lucky winner. Have you gotten your raffle ticket yet?

Nano HD loupes from Orascoptic; the 3000 dental chair with "Narrow Back Advantage" from Pelton & Crane; and the NuStar SII dental chair from Marus.

A new car!

Hinman is raffling a 2014 Audi TT convertible. Tickets, available in the registration area, are \$100 each or six for \$500. Only 700 tickets are being sold.

The Grand Prize winner can choose between a three-year, 10,000-mile-a-year lease on an Audi or take a \$20,000 cash equivalent.

Second prize is a \$2,000 Ritz-Carlton gift certificate, and third prize is \$1,000 cash.

Proceeds benefit Hinman's dental scholarship fund.

Also of note is a special prize program that includes a "Treasure Quest" scavenger hunt, a "Wheel of Chance" roulette game with prizes and jewelry giveaways, the raffle for a new Audi convertible and the chance to receive Delta Skymiles and cash.

AD

ICOI Summer Implant Prosthetic Symposium

CHICAGO Illinois

August 21-23, 2014

Hyatt Regency McCormick Place Hotel and Convention Center

The theme for this meeting will be "Implant Failures"

Pre-Symposium Courses: Thursday Morning, August 21, 2014

Train your team with our 2½ day Auxiliary Program with certifications

For more information contact the ICOI Central Office at (973) 783-6300 or visit our website at www.icoi.org

ADA CERP Continuing Education Recognition Program

ICOI is an ADA CERP Recognized Provider. ADA CERP is a service of the American Dental Association to assist dental professionals in identifying quality providers of continuing dental education. ADA CERP does not approve or endorse individual courses or instructors, nor does it imply acceptance of credit hours by boards of dentistry. Concerns or complaints about CE provider may be directed to the provider or to ADA CERP at www.ada.org/ceap.

Academy of General Dentistry
PACE
Program Approved for Continuing Education

ICOI is designated as an Approved PACE Program Provider by the Academy of General Dentistry. The formal continuing education programs of this program provider are accepted by AGD for Fellowship, MasterShip and membership maintenance credit. Approval does not imply acceptance by a state or provincial board of dentistry or AED endorsement. The current term of approval extends from April 1, 2014 to March 31, 2018. Provider ID# 217378.

Photos courtesy of the Chicago Tourism Bureau, Todd Rosenberg, Ben Schramm & Mike Gustafson

Scenes from Friday



• The DEXIS booth (No. 1001).



• Glynis Clark, left, and Erin Primerano of DrQuickLook (booth No. 845).



• From left: Hannah Kwon, Terry Danner and Soo Lim of Hiossen (booth No. 208).



• The gang at eDentalImage (booth No. 2125).



• Exhibits are down, classrooms are up.



• Douglas McCarthy, left, and Robert Grice of Accurate Mfg. (booth No. 1152).




• From left: Cherise Chin, Rao Wu and William Buckley of Reputation.com (booth No. 453).

• From left: Bill Turner, Tracy Deprimio and Mike Gainsberg of Shofu Dental Corp. (booth No. 730).



• Brix Gatti of GumChucks at Oralwise (booth No. 341) passes out samples.


Photographs by
Fred Michmershuizen,
today Staff



• From left: Ed Matthews, Lawrence Taub and Mike Donohue of TAUB Products (booth No. 938).



• Bruce Henry, left, and Jeremy Woods of Gergens Ortho and Sleep Appliance Lab (booth No. 748).



• Get your information here.



• Michelle Norwood of TruDenta (booth No. 307).



• A meeting attendee gets fitted for a loupe at Orasoptic (booth No. 1009).



• The Henry Schein Dental booth (No. 709).



• George Maday of Toviga (booth No. 1452).



• From left: Alicia Rollo, Nicki Rossi and Brent Meter at the Dental Access Mobile Clinics booth (No. 1344).



• Zaira (Sherry) Mosquera of Reputation Impression (booth No. 449).



• Meeting attendees listen to a presentation from a dental student in the table clinic area on the exhibit hall floor.



• Steve Pardue of Elevate Oral Care (booth No. 553).



• Malcolm Campbell of Affinity Bank (booth No. 2233).



• Brian Brunson, left, and Mitchell Sampson of OneMind (booth No. 2231).



• The folks at Tess Oral Health (booth No. 1243) dispense product information to meeting attendees.

AD

It's more than just an Intraoral Camera... **Way More!**

NEW SD Models with 5" Touch Screen and 3MP Camera Wand

SAVE IMAGES with the SD Card



EASY...

- NO Software
- NO USB Cord
- NO Training

Visit Our Booth! #845

As always, it comes with a **30-Day Risk-Free Trial.**

LEARN MORE!
www.DrQuickLook.com

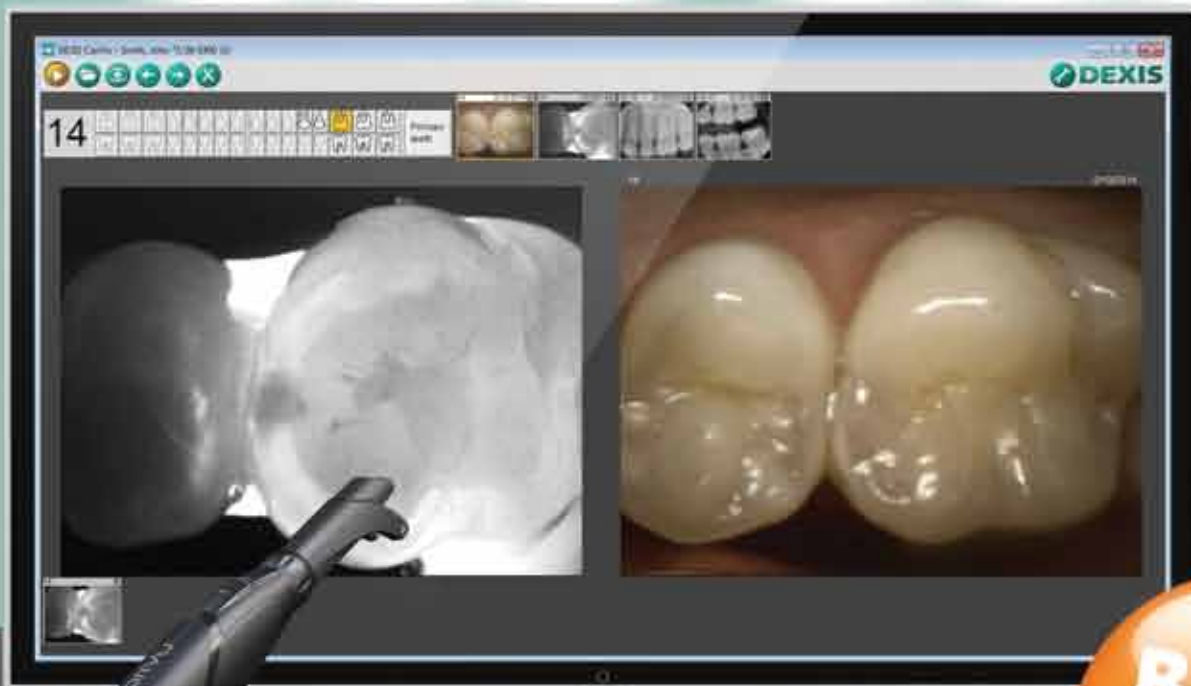
Call Toll Free 1-888-346-6153
or direct 315-565-4058.



U.S. Design Patent No. D696,708



NEW!



**Booth
#1001**



*Introducing DEXIS CariVu™ —
A Brilliant New Approach to
Caries Detection.*

See it Today!

DEXIS Booth #1001

Request Info:

www.dexis.com/brilliant

Call Us:

1-888-883-3947 | www.dexis.com/carivu
1-800-645-6594 | www.henryscheindental.com

DEXISCariVu

HENRY SCHEIN®
DENTAL

Solea: Transition from drill to laser

By Convergent Dental Staff

■ The dental community is continually searching to find safe and effective ways to minimize patient trauma resulting from the dental drill. Convergent Dental, a dental equipment and technology company, has developed Solea™ – the world's first computer-aided, CO2 laser system cleared by the FDA to cut hard and soft tissue – to usher in a new era of dread-free dentistry.

Looking toward the future

Every day, more and more dental lasers are being used in dental practices to provide a nearly drill-free patient experience. Solea offers innovative solutions to challenges the dental laser industry has been unable to address thus far.

Science behind Solea

The effectiveness of Solea's unique 9.3 micron wavelength is rooted in studies conducted by the University of California, San Francisco (UCSF), led by Dr. Daniel Fried and Dr. John Featherstone, proving that 9.3 micrometers is the wavelength that matches the peak absorption of laser energy by

The Solea is the first computer-aided CO2 laser system cleared by the FDA to cut hard and soft tissue. (Photos/ Provided by Convergent Dental)



hydroxyapatite (the major component of enamel and dentin).

Solea's laser uses an oxygen-18 isotope and other modifications to achieve this unique wavelength, cutting enamel with smoother margins vs. erbium lasers, which vaporize water and chip the enamel away. Even at 9.3 microns, Solea's modified CO2 laser cuts soft tissue as reliably and precisely as native CO2 soft-tissue lasers.

Solea's wavelength is optimized by



galvos-computer-controlled motors that move mirrors inside the handpiece. The galvos manipulate the beam up to 10,000 times per second, creating patterns that are optimized for different types of tissue and spot sizes.

With Solea, dentists can use four different spot sizes, ranging from 0.25 mm to 1 mm, while maintaining a consistent distance from the handpiece to the target tissue from any angle.

Here at Hinman

To check out the Solea for yourself, or for a hands-on demonstration, stop by the Convergent Dental booth, No. 239.

Until now, dental lasers required users to focus and defocus the beam by moving the position of the handpiece relative to the target tissue in order to achieve the desired spot size.

Easy transition from drill to laser

Solea was designed with features similar to a traditional high-speed drill, enabling an easy transition to the laser. Solea also incorporates a variable speed foot pedal and a comfortable handpiece that is similar to a traditional drill.

The all-tissue CO2 laser features an easy-to-use touchscreen that is preset with different hard- and soft-tissue settings and spot sizes. Solea dentists spend less than a day on training to become fully adept users of this technology.

Visit booth No. 239 for insight into Solea's technology and a hands-on demonstration. For more information, visit www.convergentdental.com.

AD

A LASER THAT CUTS THROUGH AN ENTIRE INDUSTRY

Solea is the first CO₂ laser cleared by the FDA for hard and soft tissue. And it works like nothing before. It's fast. Precise. Easy to use. Virtually painless and noiseless. For doctors and patients alike, it completely changes what it means to go to the dentist.

See Solea in action at the Hinman Dental Meeting, March 27-29, 2014. **Booth 239.**

convergentdental.com 800.880.8589

Reduce radiation exposure to your patients

DEXshield by DEXIS helps dentists control dose

By DEXIS Staff

■ DEXIS has made it a priority to design devices to help dentists control dose. Currently, the DEXIS Platinum sensor offers the best results at the lowest dose[†]. The company has now taken dose reduction a step further with the DEXshield,[™] which you can see in the DEXIS booth, No. 1001.

DEXshield is a unique dental X-ray position indicating device and a patented patient protective shield. When used in conjunction with the DEXIS Platinum Sensor, this new device not only reduces radiation to the patient but also aids in proper positioning for image capture. DEXIS is the only company to provide both an intraoral sensor (DEXIS Platinum) and a shielded ring (DEXshield), with the added benefit of dose reduction.

In a laboratory setting, DEXshield plus the DEXIS Platinum sensor was determined to reduce absorbed dose by at least 30 percent as compared to the Universal Ring plus the DEXIS Platinum sensor. During dental radi-

Here at Hinman

Check out the DEXshield and the DEXIS Platinum sensor at booth No. 1001.

ographic procedures, DEXshield's tungsten core is able to block unnecessary X-rays. The resulting dose reduction does not affect image quality because the needed amount of radiation passes through the ring for optimal imaging results.

DEXshield was created to be easier to use than rectangular collimation, and both were designed to reduce unnecessary dose to the patient. To overcome some of the limitations of rectangular collimation, DEXshield, when properly used with the DEXIS Platinum sensor, allows the operator to easily establish correct positioning and alignment. Appropriate positioning minimizes cone cuts, which subsequently may reduce retakes that, in turn, potentially reduce even more unnecessary exposure.

Learn more about how you can help your patients with DEXshield, now in the DEXIS booth, No. 1001.



• The DEXshield works in conjunction with the DEXIS Platinum sensor to reduce radiation doses to patients. (Photo/Provided by DEXIS)

[†]Data on file

AD

IT'S EASY... EFFECTIVE... AND PATIENTS WANT IT.

GET MORE "THANK YOUs"

from your patients when you give them
straight teeth in about 6 months

booth
1049

SIX MONTH SMILES[®]
Straight Teeth. Less Time. Clear Braces.